

F.A.I. RTE.	SECTION	COUNTY	TOTAL SHEETS	SHEET NO.
94	1818 R-3	COOK	265	13
STA. 2316+00	TO STA. 2367+00			
FED. ROAD DIST. NO.	ILLINOIS	FED. AID PROJECT		

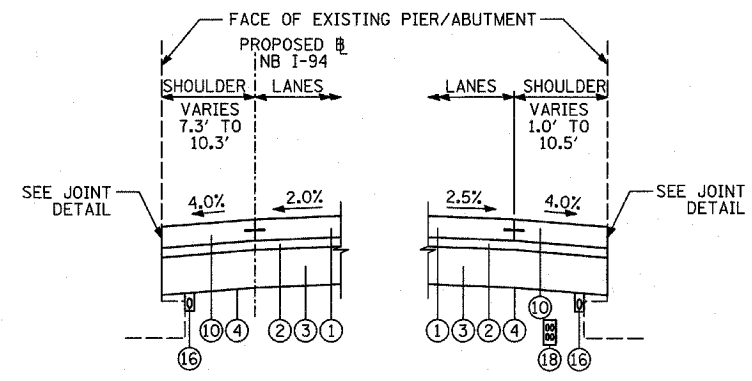
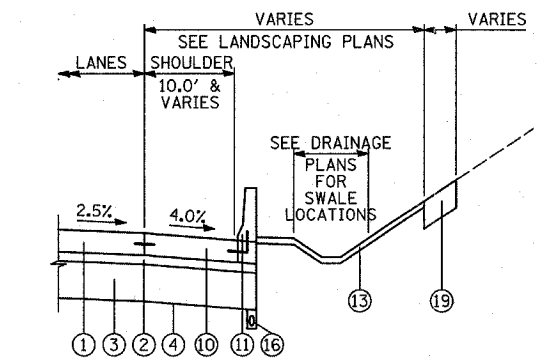
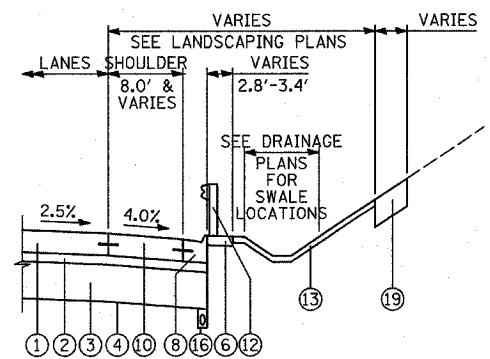
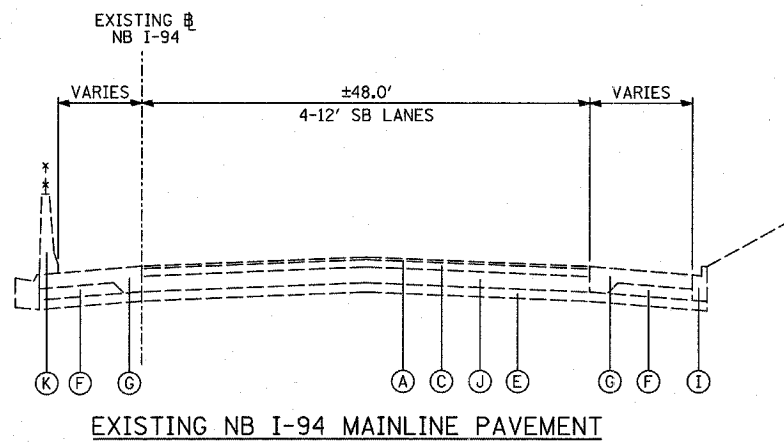
60B17

**PROPOSED LEGEND**

- ① CONTINUOUSLY REINFORCED PORTLAND CEMENT CONCRETE PAVEMENT 14"; & PAVEMENT REINFORCEMENT, 14"
- ② STABILIZED SUB-BASE, 6" (BITUMINOUS AGGREGATE MIXTURE)
- ③ SUB-BASE GRANULAR MATERIAL, TYPE B 24"
- ④ GEOTECHNICAL FABRIC FOR GROUND STABILIZATION
- ⑤ CONCRETE MEDIAN SURFACE, 6 INCH (SPECIAL)
- ⑥ CONCRETE MEDIAN SURFACE, 6 INCH (SPECIAL) (WITHOUT STAMPED PATTERN)
- ⑦ COMBINATION CONCRETE CURB AND GUTTER, TYPE M-2.24
- ⑧ COMBINATION CONCRETE CURB AND GUTTER, TYPE M-4.24
- ⑨ COMBINATION CONCRETE CURB AND GUTTER, TYPE M-4.48
- ⑩ PORTLAND CEMENT CONCRETE SHOULDERS 14"
- ⑪ CONCRETE BARRIER, SINGLE FACE, 32 INCH HEIGHT; BARRIER BASE; BARRIER WALL MARKERS (PER IDOT STD. 635001 & 635006)
- ⑫ TRAFFIC BARRIER TERMINAL, TYPE VARIES
- ⑬ TOPSOIL FURNISH AND PLACE, 4"; SEEDING, CLASS 2A; EROSION CONTROL BLANKET
- ⑭ AGGREGATE FILL (INCLUDED IN THE COST OF "CONCRETE MEDIAN SURFACE, 6" (SPECIAL)") (MATCH DEPTH TO ADJACENT CURB & GUTTER)
- ⑮ POLYMERIZED BITUMINOUS CONCRETE SURFACE COURSE, MIX "F", N105, 1 1/4"
- ⑯ PIPE UNDERDRAIN, 6" (SEE DETAILS)
- ⑰ POLYMERIZED BITUMINOUS CONCRETE BINDER COURSE, SUPERPAVE, IL-19, N105, 2 1/4"
- ⑱ ELECTRICAL DUCTBANK (SEE ELECTRICAL INFRASTRUCTURE PLANS)
- ⑲ TOPSOIL FURNISH AND PLACE, 12"; COMPOST FURNISH AND PLACE 6"; EROSION CONTROL BLANKET; SEEDING (SEE PLAN FOR CLASS)
- ⑳ CONCRETE BARRIER, SINGLE FACE, 42 INCH HEIGHT (SPECIAL); BARRIER BASE; CTA FENCE (SEE DETAILS); BARRIER WALL MARKERS (PER IDOT STD. 635001 & 635006)
- ㉑ PORTLAND CEMENT CONCRETE PAVEMENT 10" (JOINTED)
- ㉒ SUB-BASE GRANULAR MATERIAL, TYPE B 12"
- ㉓ SUB-BASE GRANULAR MATERIAL, TYPE B 6"
- ㉔ PORTLAND CEMENT CONCRETE SHOULDERS 9"
- ㉕ BITUMINOUS CONCRETE SURFACE COURSE, SUPERPAVE MIX "D", N70, 1 1/2"
- ㉖ PORTLAND CEMENT CONCRETE BASE COURSE 13"
- ㉗ PORTLAND CEMENT CONCRETE PAVEMENT 14" (JOINTED)

**EXISTING LEGEND**

- ALL EXISTING PAVEMENT DEPTHS ARE FROM AS-BUILT PLANS AND ARE SUBJECT TO CHANGE
- (A) BIT CONC SURFACE COURSE, 1 1/2"±
  - (B) BIT CONC BINDER COURSE, 1 1/2"±
  - (C) BIT CONC BINDER COURSE, 4 3/4"±
  - (D) SUB-BASE GRANULAR MATERIAL, 4"±
  - (E) SUB-BASE GRANULAR MATERIAL, 6"±
  - (F) CRUSHED STONE, 5"±
  - (G) PCC SHOULDERS, 9"±
  - (H) PCC BASE COURSE, 9"±
  - (I) COMB CONC CURB & GUTTER
  - (J) PCC PAVEMENT, 10"± (W/ PAVEMENT FABRIC, 80 LBS±/100 SF)
  - (K) CONCRETE BARRIER WALL
  - (L) CTA BALLAST STONE; REGRADE AS NECESSARY (INCLUDE REGRADING IN THE COST OF "CONCRETE BARRIER, SINGLE FACE, 42 INCH HEIGHT (SPECIAL)")
  - (M) BITUMINOUS SURFACE, 7"±
  - (N) STABILIZED SUB-BASE, 4"±
  - (O) SUB-BASE GRANULAR MATERIAL, 12"±
  - (P) EXISTING PIPE UNDERDRAIN
  - (Q) EXISTING FIBER OPTIC DUCT



**BITUMINOUS MIXTURE REQUIREMENT**

ITEM	AC TYPE	VOIDS	RAP %
BITUMINOUS CONCRETE SURFACE COURSE, SUPERPAVE, MIX "D", N70	PG 64-22	4%±70 Gyr.	10
STABILIZED SUBBASE, 6"	PG 58-22	3%±50 Gyr.	25

THE UNIT WEIGHT USED TO CALCULATE ALL BITUMINOUS SURFACE MIXTURES IS 112 LB/SQ YD/IN.

**NOTES:**

1. REFER TO PAVEMENT JOINTING AND ELEVATION PLANS FOR DESCRIPTIONS AND DETAILS OF PAVEMENT JOINTS.
- \* PAID FOR AS SUB-BASE GRANULAR MATERIAL, TYPE B 24"

REVISIONS	
NAME	DATE

ILLINOIS DEPARTMENT OF TRANSPORTATION  
F.A.I. 94 (DAN RYAN EXPRESSWAY)  
EXISTING & PROPOSED TYPICAL SECTIONS  
NB I-94 (DAN RYAN EXPRESSWAY)  
(SHEET 1 OF 3)

SCALE: NONE  
DATE: MARCH 7, 2006

DRAWN BY: RTM  
CHECKED BY: MPG