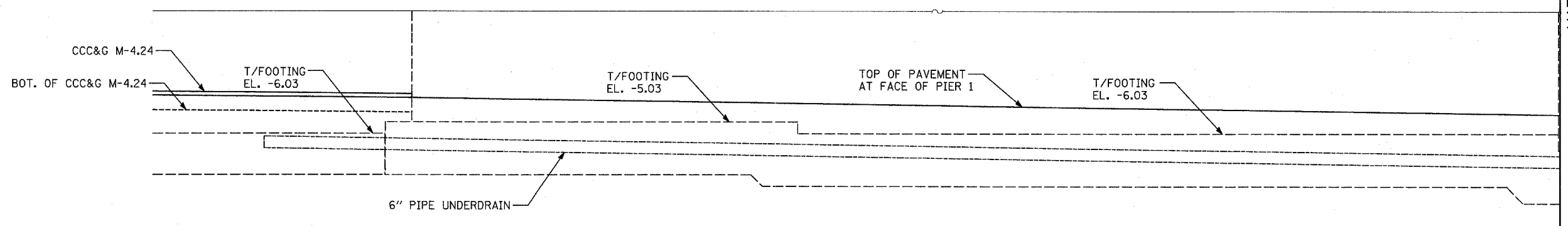
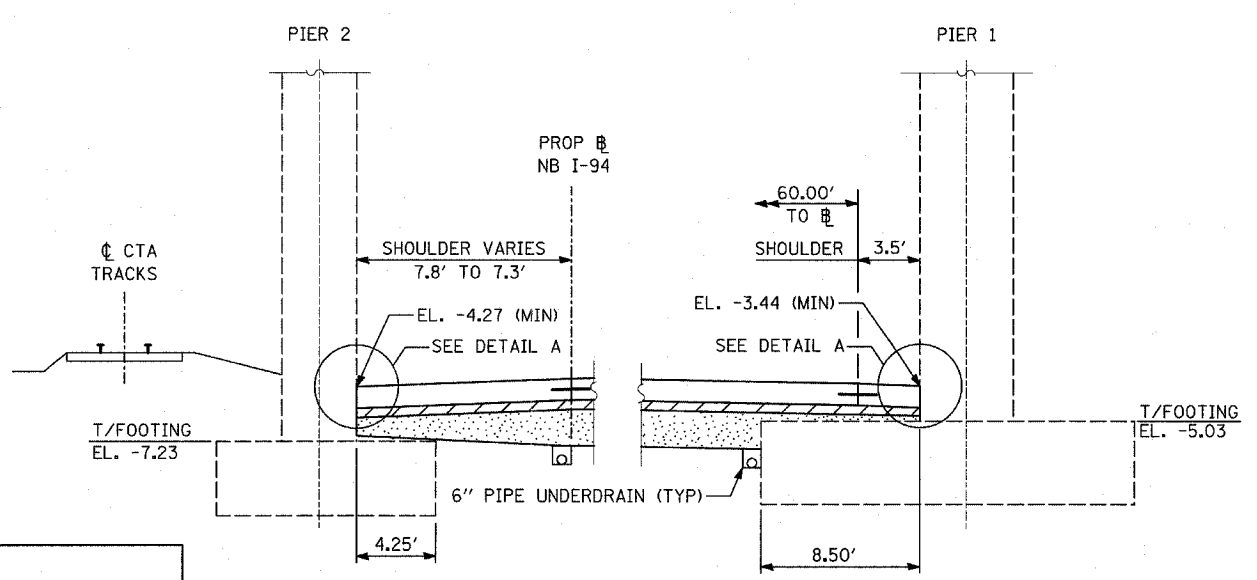


PLAN

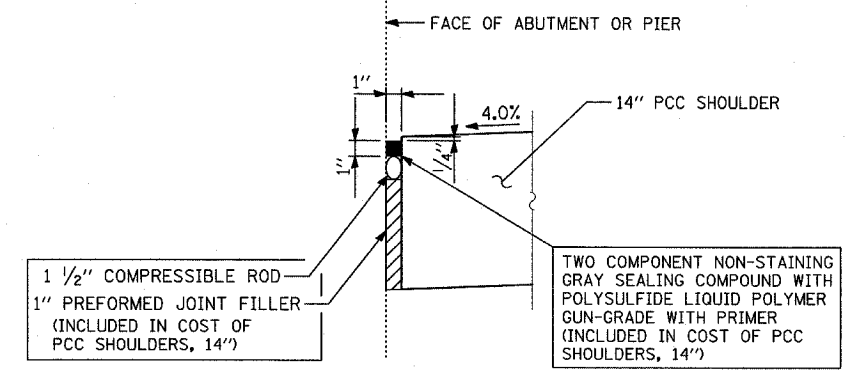


ELEVATION

MATCHLINE STA. 2237+50



SHOULDER DETAIL AT BELT RAILWAY



DETAIL A

NOTES

1. SEE TYPICAL SECTIONS FOR COMPOSITION OF EXISTING AND PROPOSED PAVEMENT.
2. ALL VIEWS LOOKING UPSTATION.
3. CONTRACTOR SHALL USE CAUTION DURING PAVEMENT REMOVAL AND EXCAVATION OPERATIONS AROUND EXISTING BRIDGE FOUNDATIONS.
4. ALL DIMENSIONS AT RIGHT ANGLES TO EXPRESSWAY.
5. THE TOP OF FOOTING ELEVATIONS ARE TAKEN FROM EXISTING PLANS. IF THE TOP OF FOOTING ELEVATION VARIES SUCH THAT THE PROPOSED PCC PAVEMENT WOULD NEED TO BE POURED DIRECTLY ONTO THE TOP OF FOOTING, THE CONTRACTOR SHALL PROVIDE A 10 MIL POLYETHYLENE BOND BREAKER ON TOP OF THE EXISTING FOOTING PRIOR TO PLACING THE PAVEMENT. THIS WORK SHALL BE INCLUDED IN THE COST OF PCC SHOULDERS, 14"

REVISIONS	
NAME	DATE

ILLINOIS DEPARTMENT OF TRANSPORTATION
 F.A.I. 94 (DAN RYAN EXPRESSWAY)
 TYPICAL SECTIONS AND DETAILS:
 CHICAGO RAIL LINK, NORFOLK SOUTHERN AND
 BELT RAILWAY OVERPASS FOOTINGS &
 UNDERDRAIN DETAILS SHEET 1 OF 3

SCALE: NONE
 DATE: MARCH 7, 2006
 DRAWN BY: TB, KA
 CHECKED BY: TGB