F.A.I. RTE.	SECTION	COUNTY	TOTAL SHEETS	SHEET NO.
94	•	COOK	916	171
STA. 190+65 (NB I-57) 1990+48 (NB FORD) TO STA. 2316+00 (NB RYAN)				
FED. ROAD DIST. NO.	ILLINOIS	FED. AID PROJECT		

• (1516.1, 1717, & 1818) R-4

62304

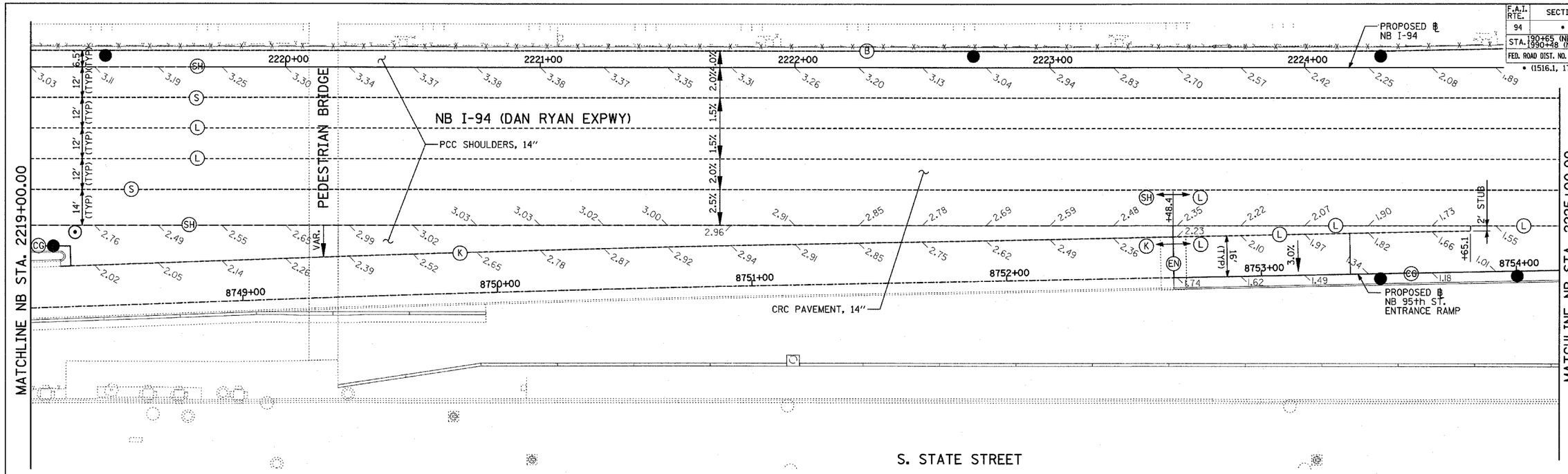

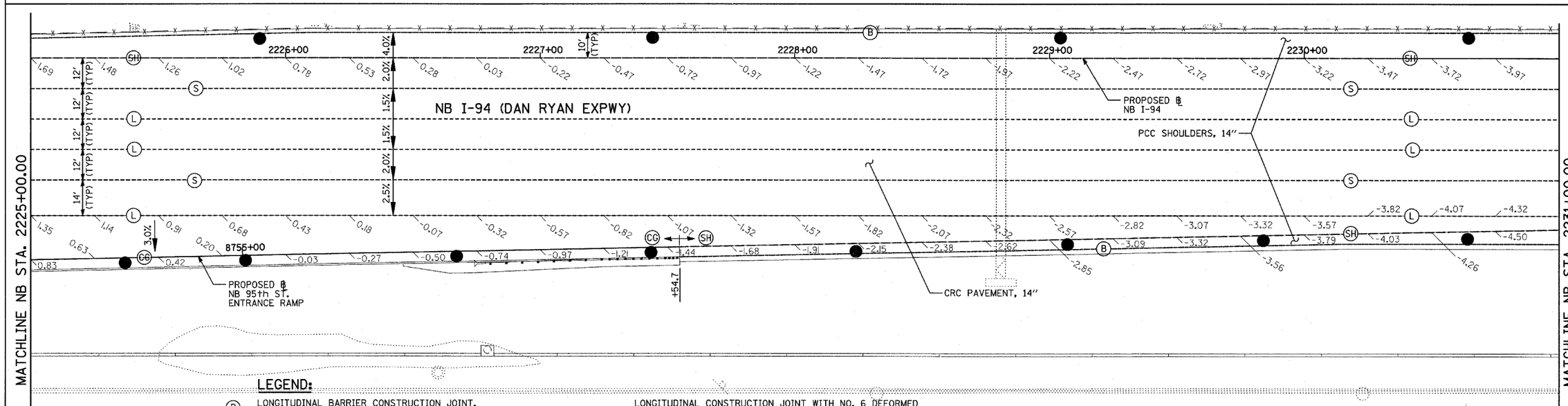

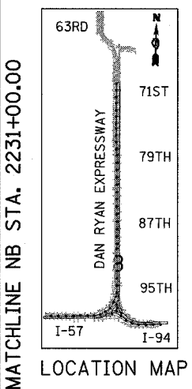

LOCATION MAP

SCALE: 1" = 20'-0"

LEGEND:

- (B) LONGITUDINAL BARRIER CONSTRUCTION JOINT. SEE TYPICAL SECTION DETAILS FOR DESCRIPTION.
- (CG) CONSTRUCTION JOINT WITH NO. 6 DEFORMED TIE BAR (EPOXY COATED), 24" LONG @ 24" C-C, DRILL & GROUT IN PLACE (INCLUDED IN THE COST OF CURB & GUTTER)
- (S) SAWED LONGITUDINAL JOINT WITH NO. 6 DEFORMED TIE BAR (EPOXY COATED), 30" LONG @ 30" C-C (INCLUDED IN THE COST OF CRC PAVEMENT)
- (T) TRANSVERSE CONSTRUCTION JOINT WITH 1-1/2" DIA. DEFORMED TIE BARS (EPOXY COATED), 18" LONG @ 12" C-C, DRILL & GROUT IN PLACE (INCLUDED IN THE COST OF PCC PAVEMENT)
- (SH) LONGITUDINAL SHOULDER CONSTRUCTION JOINT WITH NO. 6 DEFORMED TIE BAR (EPOXY COATED), 24" LONG @ 24" C-C, DRILL & GROUT IN PLACE (INCLUDED IN THE COST OF PCC AND CRC PAVEMENT)
- (L) LONGITUDINAL CONSTRUCTION JOINT WITH NO. 6 DEFORMED TIE BAR (EPOXY COATED), 24" LONG @ 24" C-C, DRILL & GROUT IN PLACE (INCLUDED IN THE COST OF CRC PAVEMENT)
- (TC) TRANSVERSE CONSTRUCTION JOINT WITH NO. 8 DEFORMED TIE BAR (EPOXY COATED), 24" LONG @ 24" C-C, DRILL & GROUT IN PLACE (INCLUDED IN THE COST OF CRC PAVEMENT)
- (E) TRANSVERSE EXPANSION JOINT WITH 1½" DIA. CAPPED DOWELS, 18" LONG @ 12" C-C, DRILL & GROUT IN PLACE (INCLUDED IN THE COST OF CRC PAVEMENT)
- (K) LONGITUDINAL KEYED JOINT WITHOUT TIE BARS (INCLUDED IN THE COST OF CRC PAVEMENT OR PCC SHOULDERS).
- (EN) TRANSVERSE EXPANSION JOINT (NO DOWELS INCLUDED) (INCLUDED IN THE COST OF CRC PAVEMENT)

NOTES:

1. PAVEMENT ELEVATIONS GIVEN ARE AT 25' SPACING UNLESS OTHERWISE NOTED
2. ALL DEFORMED TIE BARS SHALL BE EPOXY COATED.
3. CONTRACTION JOINTS (UNDOWELED-SAWED OR GROOVED) SHALL BE PROVIDED ACROSS ALL PCC SHOULDERS. JOINT SPACING SHALL BE 15' C-C UNLESS OTHERWISE NOTED.

TY·LIN INTERNATIONAL

REVISIONS	
NAME	DATE

ILLINOIS DEPARTMENT OF TRANSPORTATION

F.A.I. 94 (DAN RYAN EXPRESSWAY)

PAVEMENT JOINTING AND ELEVATION PLAN
NB I-94 (DAN RYAN EXPRESSWAY
STA. 2219+00.00 TO 2231+00.00
(SHEET 13 OF 28)

SCALE: 1"=20' DRAWN BY: JJS
DATE: MARCH 7, 2006 CHECKED BY: MPG