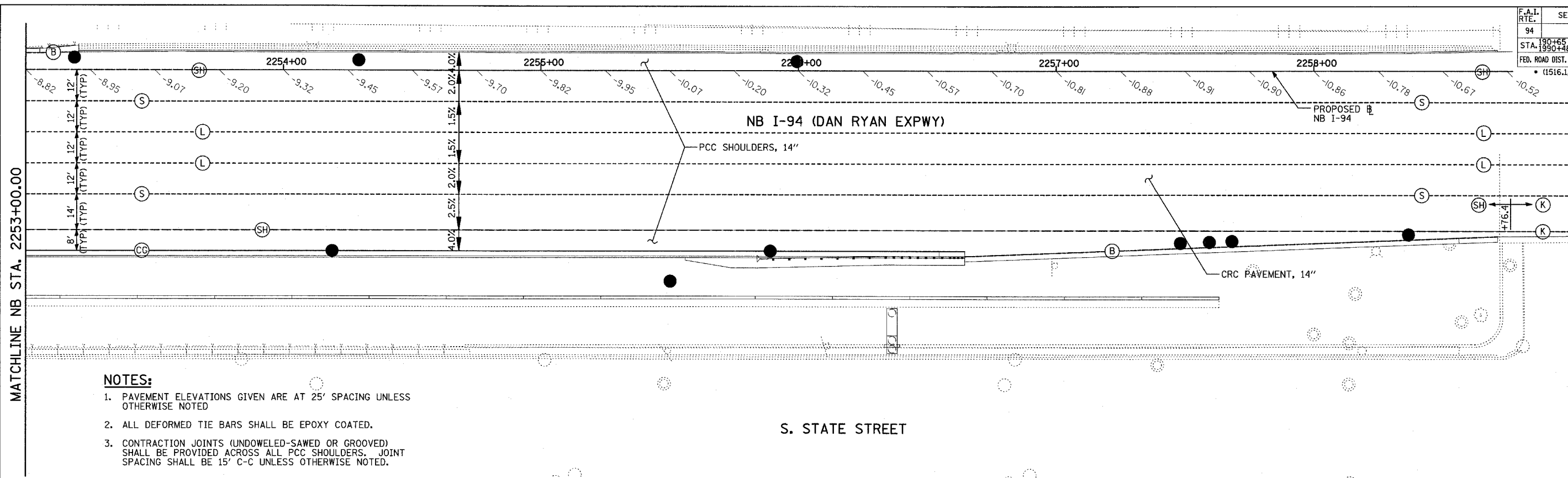
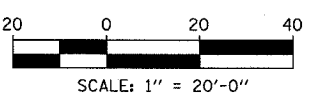
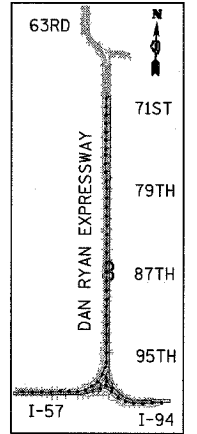
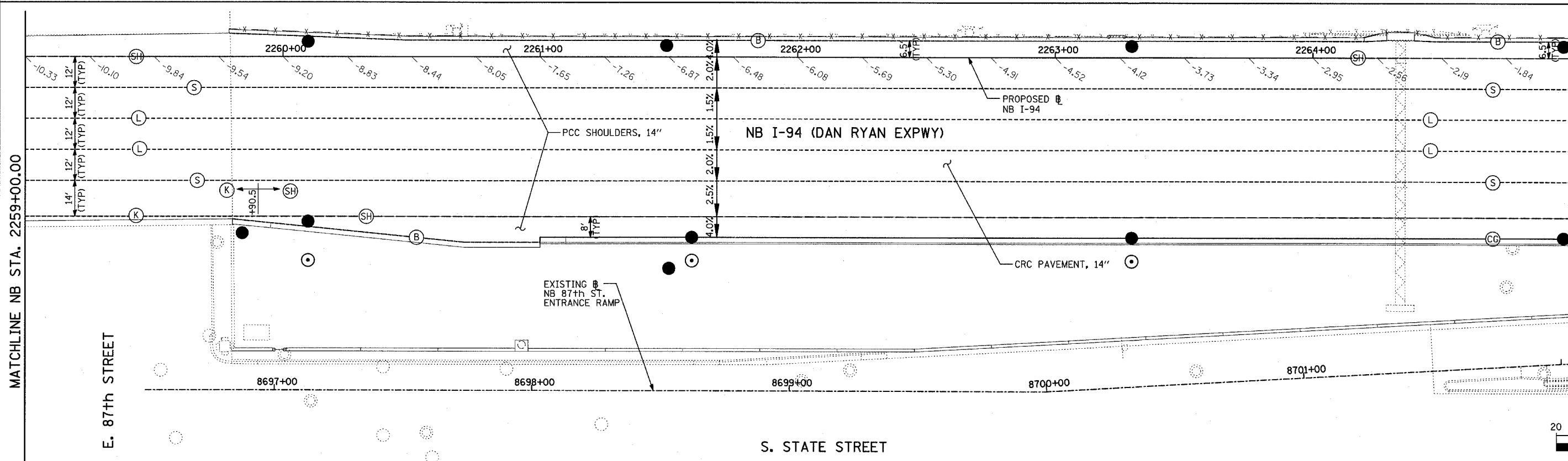


F.A.I. RTE.	SECTION	COUNTY	TOTAL SHEETS	SHEET NO.
94		COOK	916	174
STA. 190+65 (NB I-57) TO STA. 2316+00 (NB RYAN)				
FED. ROAD DIST. NO. ILLINOIS FED. AID PROJECT				
* (1516J, 1717, & 1818) R-4 62304				



NOTES:

1. PAVEMENT ELEVATIONS GIVEN ARE AT 25' SPACING UNLESS OTHERWISE NOTED
2. ALL DEFORMED TIE BARS SHALL BE EPOXY COATED.
3. CONTRACTION JOINTS (UNDOWELED-SAWED OR GROOVED) SHALL BE PROVIDED ACROSS ALL PCC SHOULDERS. JOINT SPACING SHALL BE 15' C-C UNLESS OTHERWISE NOTED.



LEGEND:

- (B) LONGITUDINAL BARRIER CONSTRUCTION JOINT. SEE TYPICAL SECTION DETAILS FOR DESCRIPTION.
- (CC) CONSTRUCTION JOINT WITH NO. 6 DEFORMED TIE BAR (EPOXY COATED), 24" LONG @ 24" C-C, DRILL & GROUT IN PLACE (INCLUDED IN THE COST OF CURB & GUTTER)
- (S) SAWED LONGITUDINAL JOINT WITH NO. 6 DEFORMED TIE BAR (EPOXY COATED), 30" LONG @ 30" C-C (INCLUDED IN THE COST OF CRC PAVEMENT)

- (T) TRANSVERSE CONSTRUCTION JOINT WITH 1-1/2" DIA. DEFORMED TIE BARS (EPOXY COATED), 18" LONG @ 12" C-C, DRILL & GROUT IN PLACE (INCLUDED IN THE COST OF PCC PAVEMENT)
- (SH) LONGITUDINAL SHOULDER CONSTRUCTION JOINT WITH NO. 6 DEFORMED TIE BAR (EPOXY COATED), 24" LONG @ 24" C-C, DRILL & GROUT IN PLACE (INCLUDED IN THE COST OF PCC AND CRC PAVEMENT)
- (L) LONGITUDINAL CONSTRUCTION JOINT WITH NO. 6 DEFORMED TIE BAR (EPOXY COATED), 24" LONG @ 24" C-C, DRILL & GROUT IN PLACE (INCLUDED IN THE COST OF CRC PAVEMENT)

- (TC) TRANSVERSE CONSTRUCTION JOINT WITH NO. 8 DEFORMED TIE BAR (EPOXY COATED), 24" LONG @ 24" C-C, DRILL & GROUT IN PLACE (INCLUDED IN THE COST OF CRC PAVEMENT)
- (E) TRANSVERSE EXPANSION JOINT WITH 1/2" DIA. CAPPED DOWELS, 18" LONG @ 12" C-C, DRILL & GROUT IN PLACE (INCLUDED IN THE COST OF CRC PAVEMENT)
- (K) LONGITUDINAL KEYED JOINT WITHOUT TIE BARS (INCLUDED IN THE COST OF CRC PAVEMENT OR PCC SHOULDERS).
- (EN) TRANSVERSE EXPANSION JOINT (NO DOWELS INCLUDED) (INCLUDED IN THE COST OF CRC PAVEMENT)

REVISIONS	
NAME	DATE

ILLINOIS DEPARTMENT OF TRANSPORTATION
F.A.I. 94 (DAN RYAN EXPRESSWAY)
PAVEMENT JOINTING AND ELEVATION PLAN
NB I-94 (DAN RYAN EXPRESSWAY)
STA. 2253+00.00 TO 2265+00.00
(SHEET 16 OF 28)

SCALE: 1"=20'
DATE: MARCH 7, 2006

DRAWN BY: JJS
CHECKED BY: MPG

TYLIN INTERNATIONAL