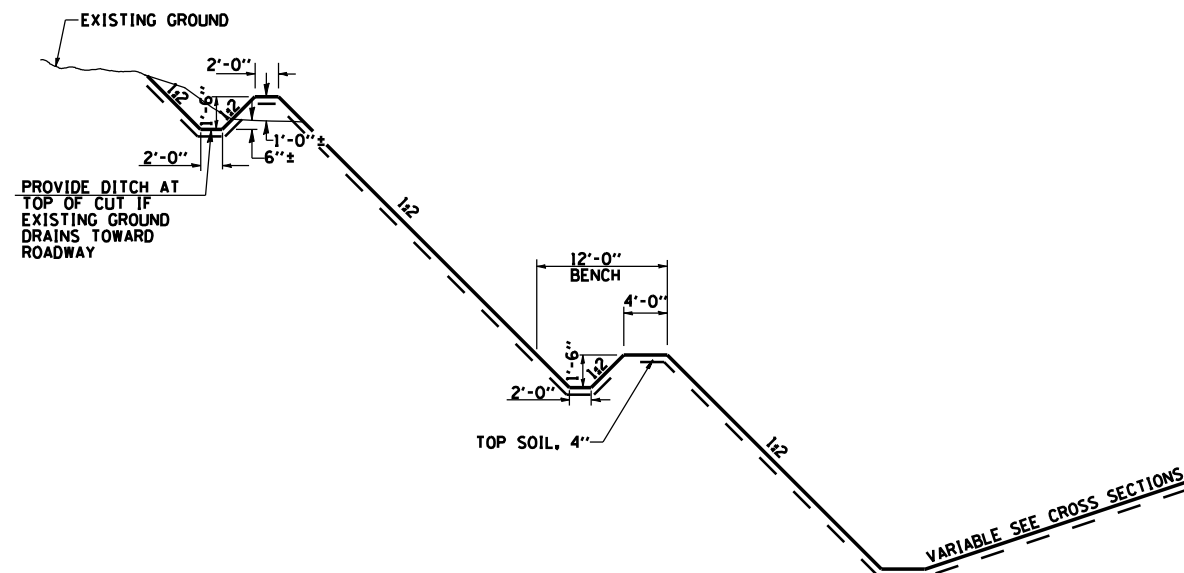


F.A.P. RTE.	SECTION	COUNTY	TOTAL SHEETS	SHEET NO.
315	34-4	HANCOCK	452	42
FED. ROAD DIST. NO.		ILLINOIS	FED. AID PROJECT	

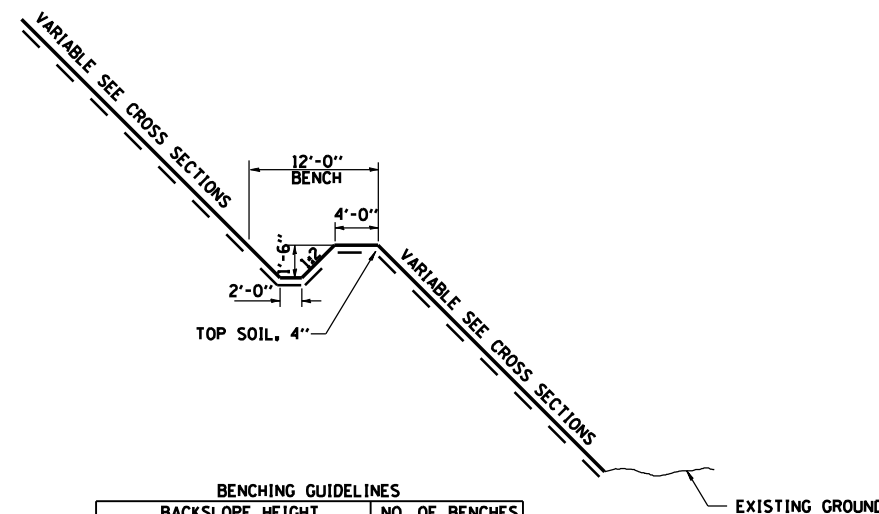
D-98-591-02
CONTRACT NO. 72680



BENCHING GUIDELINES

BACKSLOPE HEIGHT	NO. OF BENCHES
≧ 10' TO ≦ 15'	0
≧ 15' TO ≦ 30'	1
≧ 30'	2

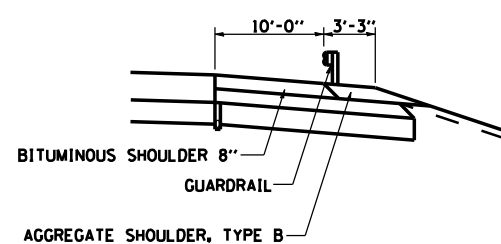
TYPICAL BENCH DITCH IN BACKSLOPES
 SEE CROSS SECTIONS FOR EXACT LOCATIONS



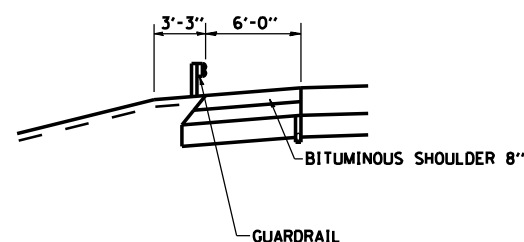
BENCHING GUIDELINES

BACKSLOPE HEIGHT	NO. OF BENCHES
IN FILL ≧ 20' TO ≦ 40'	1
IN FILL ≧ 40'	2
IN CUT ≧ 15' TO ≦ 30'	1
IN CUT ≧ 30'	2

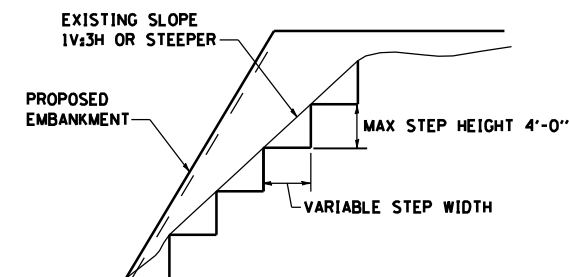
TYPICAL BENCH DITCH IN FORESLOPES
 SEE CROSS SECTIONS FOR EXACT LOCATIONS



**DETAIL OF OUTSIDE MAINLINE SHOULDER
 WIDENING FOR GUARDRAIL WITH
 FORESLOPES 1:3 OR FLATTER**



**DETAIL OF MEDIAN SHOULDER
 WITH GUARDRAIL**



EXISTING 1V:3H OR STEEPER SLOPES SHALL BE STEPPED PRIOR TO PLACING NEW EMBANKMENT.

TYPICAL FILLSLOPE STEPPING DETAIL

NOTE: THIS EXCAVATION REQUIRED FOR BENCHING THE PROPOSED EMBANKMENT INTO THE EXISTING SLOPE WILL NOT BE MEASURED FOR PAYMENT BUT SHALL BE CONSIDERED AS A REQUIREMENT AND THE COST INCLUDED IN THE CONTRACT UNIT BID PRICE PER CUBIC YARD FOR "EARTH EXCAVATION" OF THE MATERIAL MEASURED FOR PAYMENT IN ACCORDANCE WITH SECTION 202 OF THE STANDARD SPECIFICATIONS.

REVISIONS	
NAME	DATE

ILLINOIS DEPARTMENT OF TRANSPORTATION

**FAP ROUTE 315
 PROPOSED TYPICAL SECTION
 DETAILS**

DRAWN BY JCG
 CHECKED BY JRB

DATE 1/31/06