ROUTE NO.	SEC	COUNTY	TOTAL SHEETS	SHEET NO.
FAP 315	*	HANCOCK	452	181
FED. ROAD DIST. NO. 7	ILLINOIS	PROJECT		

* 34-4B

SHEET NO. 4
21 SHEETS

D-96-551-02

CONTRACT NO. 72680

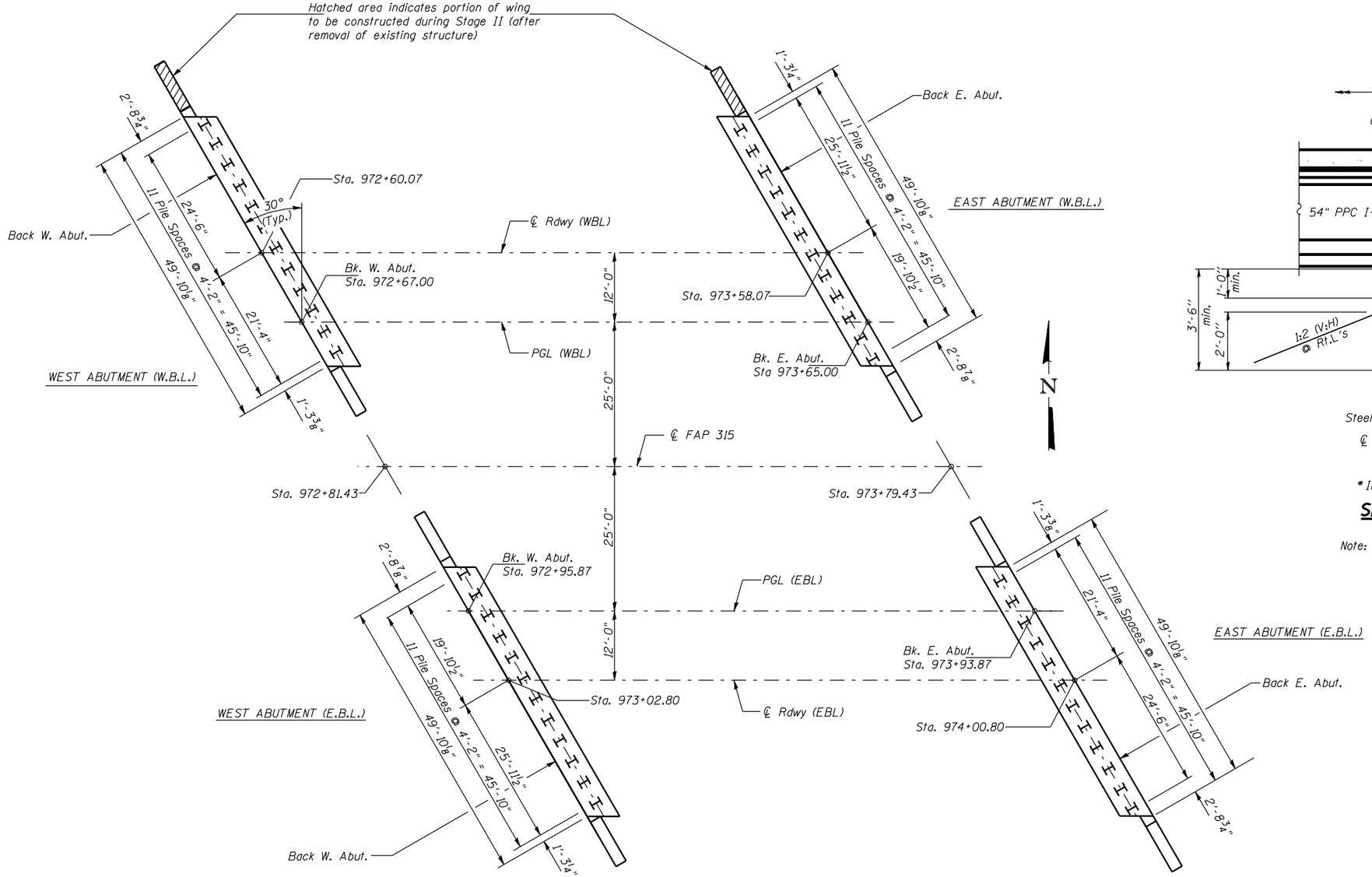

FOOTING LAYOUT

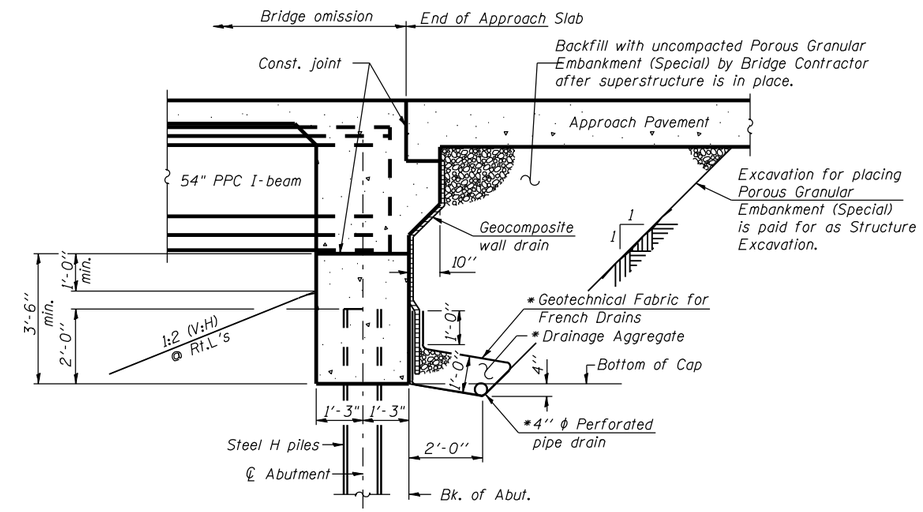

* Included in the cost of Pipe Underdrains for Structures.

SECTION THRU INTEGRAL ABUTMENT

(Horiz. dim. @ Rt. L's)

Note: All drainage system components shall extend to 2'-0" from the end of each wingwall except an outlet pipe shall extend until intersecting with the side slopes. The pipe shall drain into concrete headwalls. (See Article 601.05 of the Standard Specifications and Highway Standard 601101)

GENERAL NOTES

Reinforcement bars shall conform to the requirements of AASHTO M31 or M322 Grade 60.

The embankment configuration shown shall be the minimum embankment that must be constructed prior to construction of the abutments.

The Contractor shall drive four HP12x53 steel test piles in permanent locations, one at each abutment of each structure, before ordering remainder of piles.

All construction joints shall be bonded.

Layout of the slope protection system may be varied in the field to suit the ground condition as directed by the Engineer.

See Sheet #2 of 21 for staging sequence.

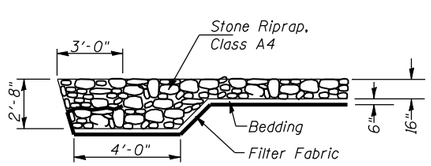

STONE RIPRAP DETAIL
FLANK STONE RIPRAP TREATMENT
STREAM CROSSINGS

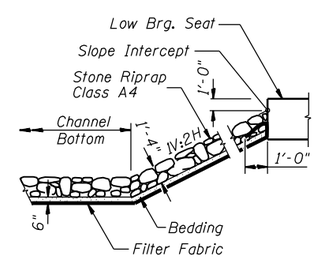

STONE RIPRAP DETAIL

FOOTING LAYOUT, GENERAL NOTES & RIPRAP DETAILS
FAP ROUTE 315 OVER PRAIRIE CREEK
SECTION 34-4B
HANCOCK COUNTY
STATION 973+28.00
STR. NO. 034-0506 (WBL)
STR. NO. 034-0507 (EBL)

HUTCHISON ENGINEERING, INC.
JACKSONVILLE, ILLINOIS
Date: January 31, 2006

21736004