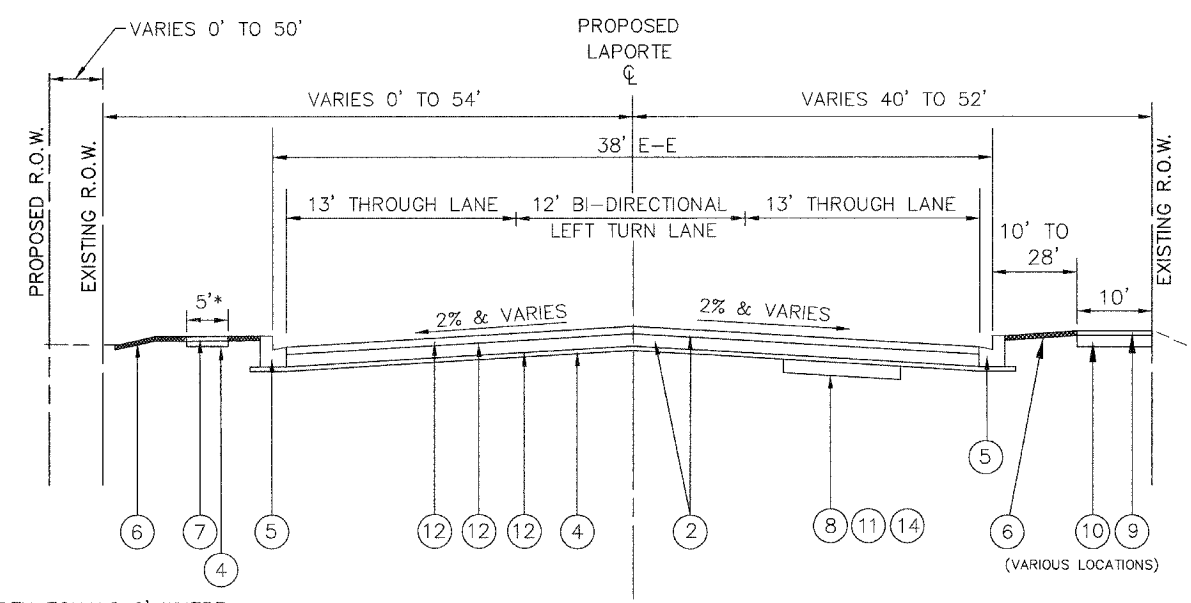
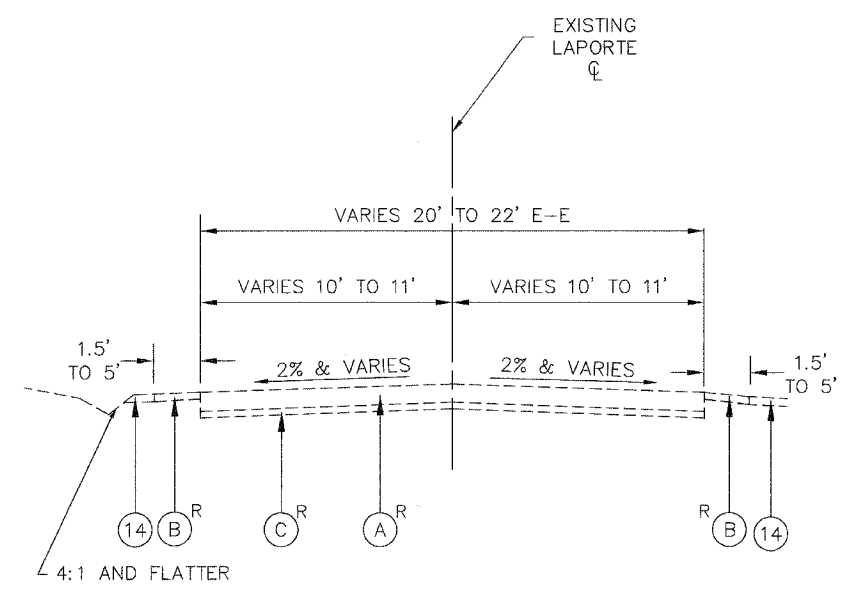


EXISTING TYPICAL SECTION - LAPORTE ROAD
STA. 20+50 TO STA. 68+50

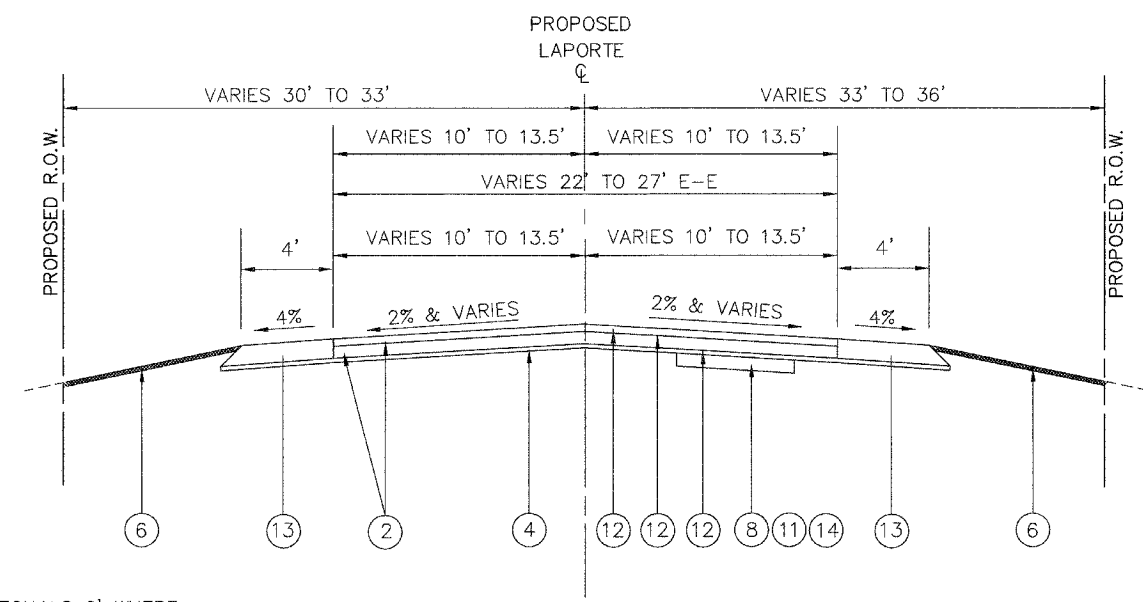


* WIDTH EQUALS 6' WHERE
ADJACENT TO B.O.C.

PROPOSED TYPICAL SECTION - LAPORTE ROAD
STA. 20+50 TO STA. 68+50



EXISTING TYPICAL SECTION - SCHOOL HOUSE ROAD
STA. 500+00 TO STA. 501+37



* WIDTH EQUALS 6' WHERE
ADJACENT TO B.O.C.


PROPOSED TYPICAL SECTION - SCHOOL HOUSE ROAD
STA. 500+00 TO STA. 501+37

EXISTING LEGEND

- (A) BITUMINOUS CONCRETE PAVEMENT (VARIES 4" TO 9")
- (B) AGGREGATE SHOULDER
- (C) AGGREGATE BASE COURSE (VARIES 4" TO 11")
- (D) BITUMINOUS BICYCLE PATH
- (E) COMBINATION CONCRETE CURB & GUTTER, TYPE B.6-18
- R REMOVAL ITEM

PROPOSED LEGEND

- ① BITUMINOUS CONCRETE SURFACE COURSE, SUPERPAVE, MIX "D", N70, 2"
- ② BITUMINOUS CONCRETE PAVEMENT (FULL-DEPTH), SUPERPAVE, 10"
(BITUMINOUS CONCRETE SURFACE COURSE, SUPERPAVE, MIX "D", N70, 2")
(BITUMINOUS CONCRETE BINDER COURSE, SUPERPAVE, IL-19, N70, 8")
- ④ SUB-BASE GRANULAR MATERIAL, TYPE B 4"
- ⑤ COMBINATION CONCRETE CURB & GUTTER, TYPE B-6.12
- ⑥ TOPSOIL 4", FERTILIZER NUTRIENTS, SODDING
- ⑦ PORTLAND CEMENT CONCRETE SIDEWALK, 5"
- ⑧ POROUS GRANULAR EMBANKMENT, SUBGRADE (AT UNDERCUT LOCATIONS ONLY)
- ⑨ BITUMINOUS CONCRETE SURFACE COURSE, SUPERPAVE, MIX "C", N50, 2"
- ⑩ AGGREGATE BASE COURSE TYPE B 6"
- ⑪ GEOTECHNICAL FABRIC FOR GROUND STABILIZATION
- ⑫ BITUMINOUS MATERIALS (PRIME COAT) AND AGGREGATE (PRIME COAT)
- ⑬ BITUMINOUS SHOULDERS SUPERPAVE 10"
- ⑭ REMOVAL AND DISPOSAL OF UNSUITABLE MATERIAL



VILLAGE OF MOKENA
LAPORTE ROAD REHABILITATION
TYPICAL SECTIONS
LAPORTE ROAD

DESIGN: MRJ
DRAWN: JC/EB
CHECKED: SNS
DATE: DEC. 2005
SCALE: NOT TO SCALE
FILE NO.: 3232

PLU: JAHU Dec 22, 2005 9:13pm
 FILENAME: N:\PROJECTS\3232\Design\Misc\Sheets\3232-TYP-SECTION.dwg