
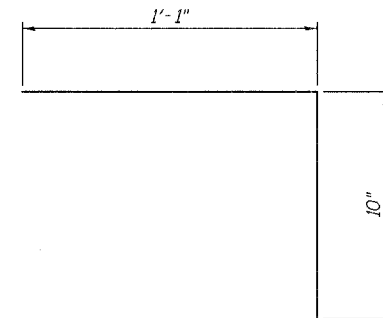



ROUTE NO.	SECTION	COUNTY	SHEETS	SHEET
F.A.U. 5102	*	WINNEBAGO	18	13
FED. ROAD DIST. NO. 7		ILLINOIS	FED. AID PROJECT	BHM-5099(64)
* 03-00336-00-BR				




BAR v₁(E)



BAR v₂(E)



BAR v₃(E)



BAR v₄(E)

BILL OF MATERIAL
ABUTMENT & WINGWALL

(Both Abutments)

Bar	No.	Size	Length	Shape
h(E)	16	#5	31'-3"	—
h ₁ (E)	8	#5	2'-4"	—
h ₂ (E)	32	#5	19'-0"	—
h ₃ (E)	12	#5	4'-8"	—
d(E)	112	#4	3'-2"	—
d ₁ (E)	10	#4	3'-10"	—
d ₂ (E)	20	#4	3'-5"	—
v(E)	112	#5	2'-3"	—
v ₁ (E)	112	#4	2'-9"	┌
v ₂ (E)	136	#4	1'-11"	┌
v ₃ (E)	10	#4	3'-10"	┌
v ₄ (E)	20	#4	3'-5"	┌
v ₅ (E)	24	#4	6'-6"	—
Concrete Superstructure			Cu. Yd.	17.5
Reinforcement Bars, Epoxy Coated			Pound	2360
Structure Excavation			Cu. Yd.	27
Porous Granular Embankment			Cu. Yd.	15
Bar Splicers			Each	32

NOTES

* Reinforcement bars designated (E) shall be epoxy coated.

Work this sheet with sheet 12 of 18.

Corporate License Number 184-001-084

SUBSTRUCTURE REPAIR DETAILS

CENTRAL AVENUE BRIDGE
OVER NORTH FORK OF KENT CREEK
F.A.U. ROUTE 5102
SECTION 03-00336-00-BR
WINNEBAGO COUNTY
STRUCTURE NUMBER 101-3023
STATION 13+45

© Copyright Hanson Professional Services Inc. 2005



JOB NO.
03R1809

DATE
4/28/06

11/02/09 AM
01/30/2006
I:\03\00336\03R1809\Struct\Sheet\03-Substruct-Repair\Detail.dwg

LAYOUT	FLN	12/16/05
DRAWN	MGR	12/19/05
REVIEWED	SJC	12/27/05