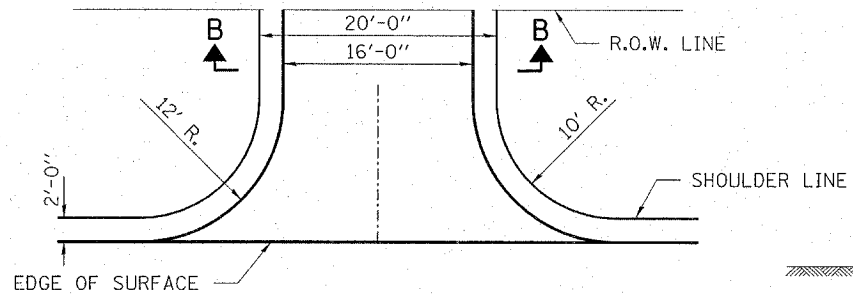
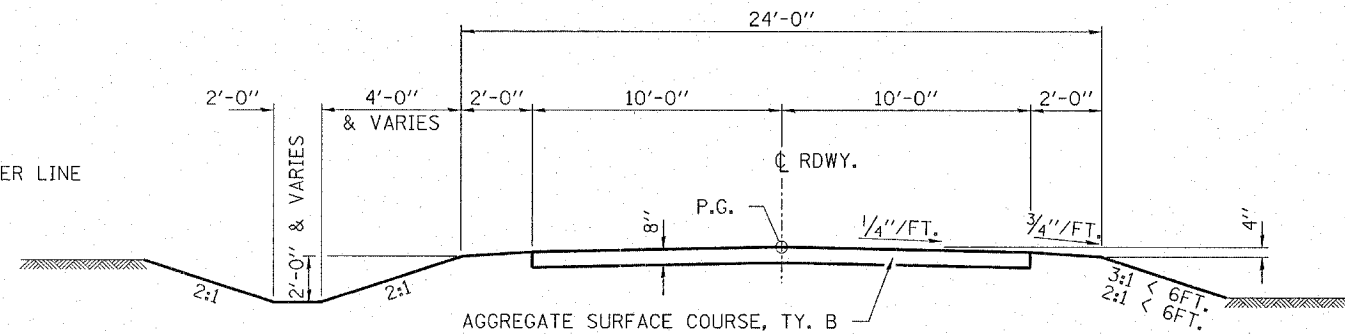


**FIELD ENTRANCE DETAIL**  
RT. STA. 80+80



**PRIVATE ENTRANCE DETAIL**  
LT. STA. 80+80  
LT. STA. 82+16



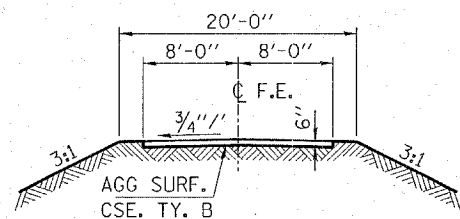
SUGGESTED CUT SECTION  
CONSTRUCT AS SHOWN IN  
STATION CROSS SECTIONS

ROAD CLASSIFICATION - LOCAL ROAD UNDER 250 ADT  
CURRENT ADT 59  
DESIGN SPEED: 30 M.P.H.

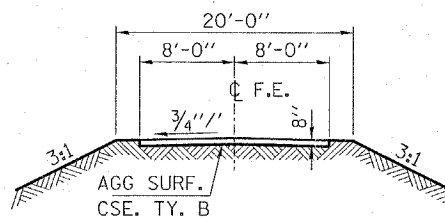
SUGGESTED FILL SECTION  
CONSTRUCT AS SHOWN IN  
STATION CROSS SECTIONS

**TYPICAL CROSS SECTION**  
STA. 75+50 TO 82+50

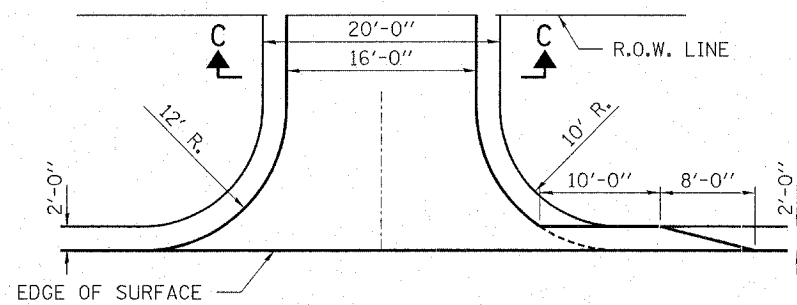
TRANSITION FROM THE PROPOSED ROADWAY TO THE EXISTING  
ROADWAY IS TO BE CONSTRUCTED FROM STA. 75+00 TO 75+50 AND  
STA. 82+50 TO 83+00. SEE SHEET 8 FOR TRANSITION AT BRIDGE.



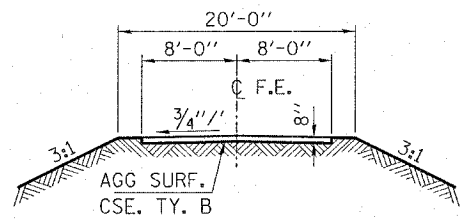
**SECTION A-A**



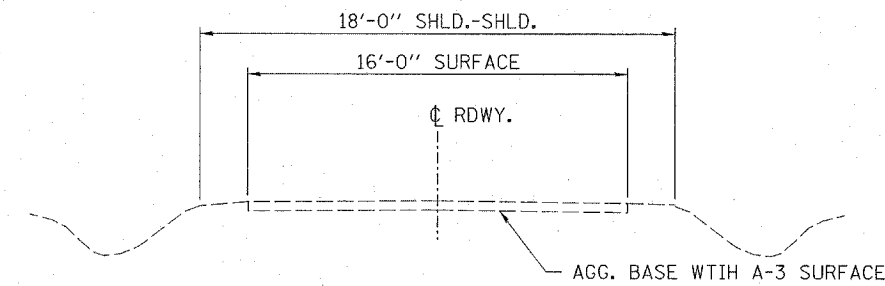
**SECTION B-B**



**PRIVATE ENTRANCE WITH M.B.T. DETAIL**  
LT. STA. 81+69



**SECTION C-C**



**EXISTING CROSS SECTION**

**HLR**  
Rice, Berry and Associates  
A Division of Hampton,  
Lenzini and Renwick, Inc.  
Civil & Structural Engineers  
3085 Stevenson Drive  
Suite 201  
Springfield, Illinois 62703  
217-546-3400  
P.O. Box 1036  
DuQuoin, Illinois 62832  
618-790-4637

Account Number  
12-87-0014-1  
Date: 01/20/06  
DESIGNED: S.W.M. CHECKED: M.G.B. DRAWN: D.T.M.

**TYPICAL CROSS SECTIONS  
AND ENTRANCE DETAILS**  
SECTION 03-17116-00-BR  
RIDGE ROAD DISTRICT  
SHELBY COUNTY