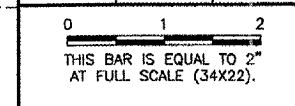


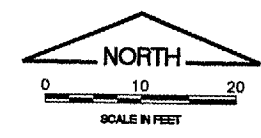
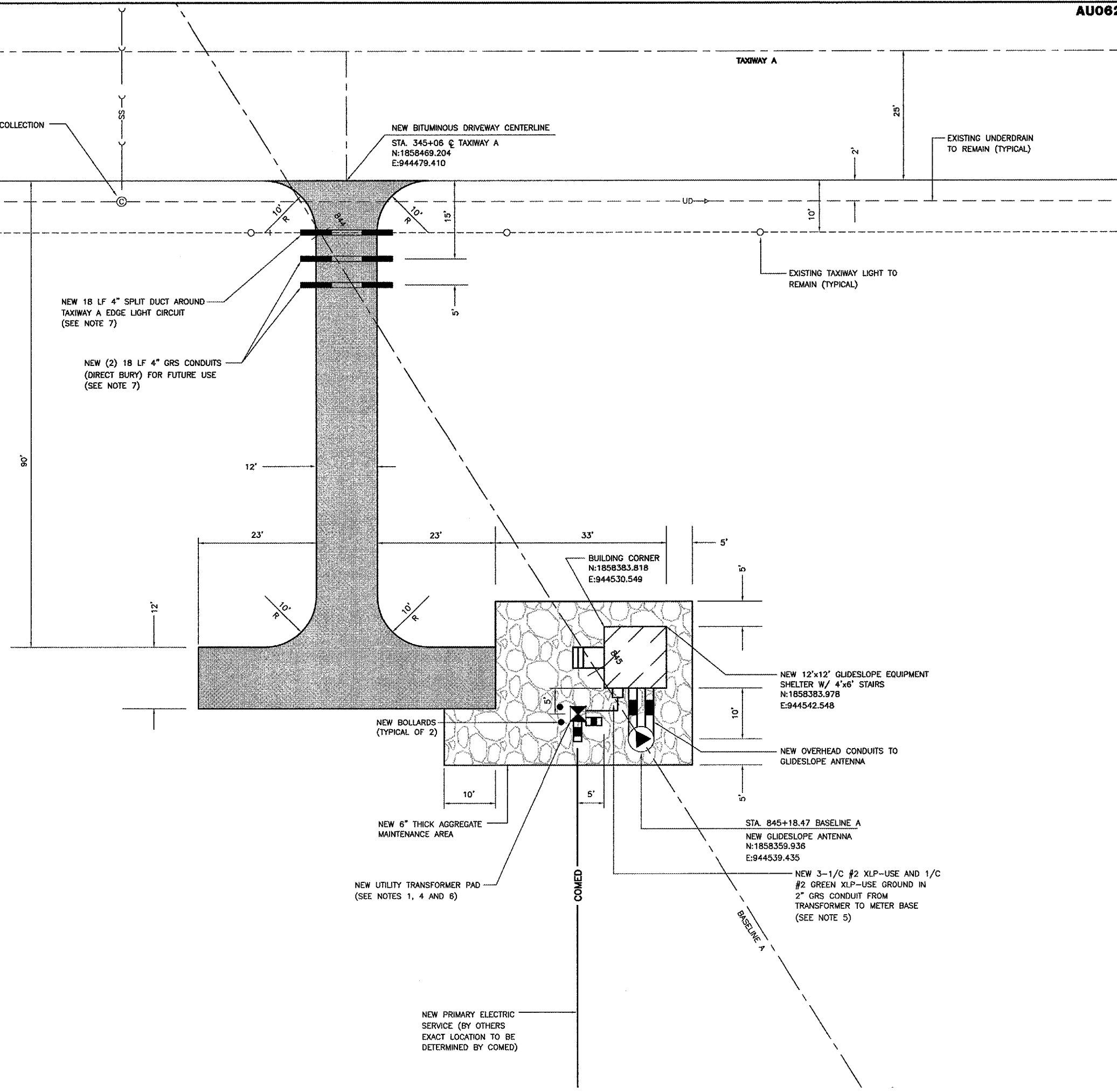
REVISIONS		
NUMBER	BY	DATE



**AURORA MUNICIPAL AIRPORT
 AURORA, ILLINOIS
 CONSTRUCT RUNWAY 33 ILS,
 RELOCATE RUNWAY 9 LOCALIZER
 RUNWAY 33 GLIDE SLOPE
 SITE PLAN
 ARR-D-GS33-C01**

© Copyright CMT, Inc.
CMT
 CRAWFORD, MURPHY & TILLY, INC.
 CONSULTING ENGINEERS
 License No. 84-000618

DESIGN BY:	CAL
DRAWN BY:	JRO
CHECKED BY:	CAL
APPROVED BY:	
DATE:	03/03/06
JOB No:	04285-04
ILLINOIS PROJECT: ARR-3468 A.I.P. PROJECT: 3-17-0003-B31 FINAL SUBMITTAL	



NOTES

- CONTRACTOR SHALL INSTALL CONCRETE PAD, CONDUITS AND GROUNDING ELECTRODES FOR THE TRANSFORMER PER UTILITY COMPANY REQUIREMENTS. COST INCIDENTAL TO EQUIPMENT SHELTER.
- WHERE SPECIFIC MANUFACTURERS OF EQUIPMENT ARE GIVEN, THE CONTRACTOR MAY SUBMIT ALTERNATE EQUIPMENT EQUAL TO THAT PROPOSED FOR CONSIDERATION BY THE ENGINEER.
- TO ENSURE CONFORMANCE TO SPECIFICATIONS, AN FAA REPRESENTATIVE MAY VISIT THE SITE AT ANY TIME.
- COMED 25 KVA PAD-MOUNTED TRANSFORMER, PRIMARY TO 120/240V, SINGLE PHASE (BY OTHERS).
- THE CONTRACTOR SHALL FURNISH AND INSTALL UTILITY METER AND METER BASE PER UTILITY REQUIREMENTS. COMED SHALL SUPPLY METER.
- CONTRACTOR SHALL INSTALL (2) 4" GRS CONDUITS EXTENDED MINIMUM 5' AWAY FROM TRANSFORMER PAD: 1 FOR PRIMARY POWER AND 1 SPARE.
- CONTRACTOR SHALL PLACE AND COMPACT CA-6 DUCT/CONDUIT BACKFILL TO 95% STANDARD PROCTOR BENEATH BITUMINOUS PAVEMENT.
- CONTRACTOR SHALL INSTALL (1) 2" GRS CONDUIT FROM TRANSFORMER PAD TO ELECTRIC METER.
- CONTRACTOR SHALL COORDINATE NEW ELECTRIC SERVICE FOR RUNWAY 33 GLIDESLOPE WITH COMED. NEW ELECTRIC SERVICE SHALL BE 100A, 120/240V, 1-PHASE.