

No.	Drawing Issue Description	Date	By

Date
MARCH 3, 2006

Sheet Title

**PLAN AND PROFILE
TAXIWAY A
STA 316+00 THRU
STA 323+62.75**

843-05B8009

Project Number	LDH	Date	11/14/05
Layout By	LDH, KLK	Date	11/14/05
Designed By	RMH	Date	02/03/06
Reviewed By	LDH	Date	
Drawn By		Date	

Sheet No. 12

A: 105-0051 (0094) (008000) (DRAWINGS) (SHEETS) 12-PLAN & PROFILE 300DLG MAR 10, 2006 10:10AM KJK



HANSON PROFESSIONAL SERVICES INC.

815 Commerce Drive Suite 200
Oak Brook, Illinois 60523
Telephone: 630.990.3800
Fax: 630.990.3801



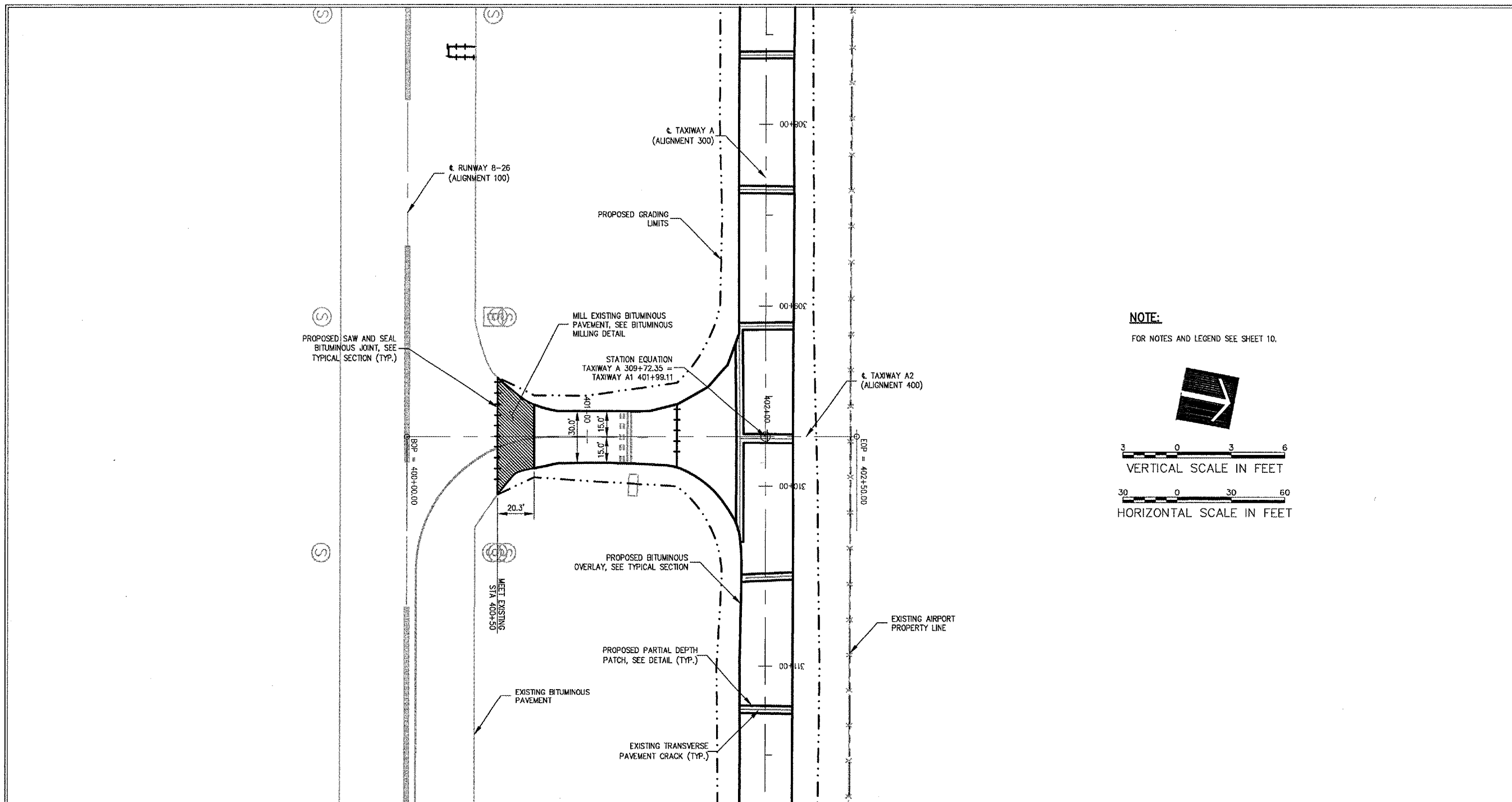
CITY OF DIXON, ILLINOIS

Post Office Box 386
Dixon, Illinois 61021
Telephone: 815.288.1485

DIXON MUNICIPAL AIRPORT
CHARLES R. WALGREEN FIELD

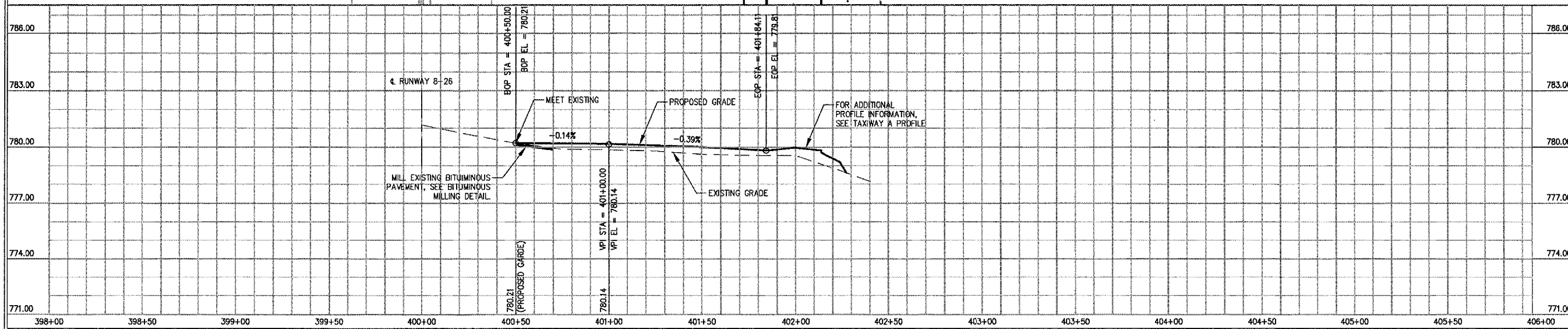


OVERLAY TAXIWAYS A, A1, A2 AND C;
REMOVE AND REPLACE TAXIWAY C1

AIP PROJECT NO. 3-17-0036-B9
IDA PROJECT NO. C73-3549



NOTE:

FOR NOTES AND LEGEND SEE SHEET 10.



No.	Drawing Issue	Description	Date	By

Date
MARCH 3, 2006

Sheet Title
**PLAN AND PROFILE
TAXIWAY A1
STA. 400+50 THRU
STA. 401+84.11**

843-05B8009
Project Number
LDH 11/14/05
Layout By Date
LDH, KLK 11/14/05
Designed By Date
RMH 02/03/06
Reviewed By Date
LDH
Drawn By Sheet No.

2: [05-0205] 000642 [0508009] D:\MINNIST\SHEETS\13-PLAN & PROFILE 402.DWG MAR 10, 2006 10:10AM KLK



HANSON PROFESSIONAL SERVICES INC.

815 Commerce Drive Suite 200
Oak Brook, Illinois 60523
Telephone: 630.990.3800
Fax: 630.990.3801



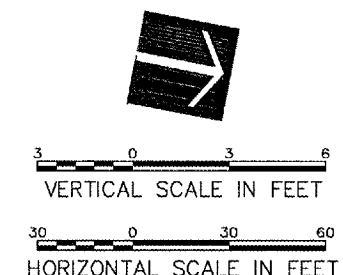
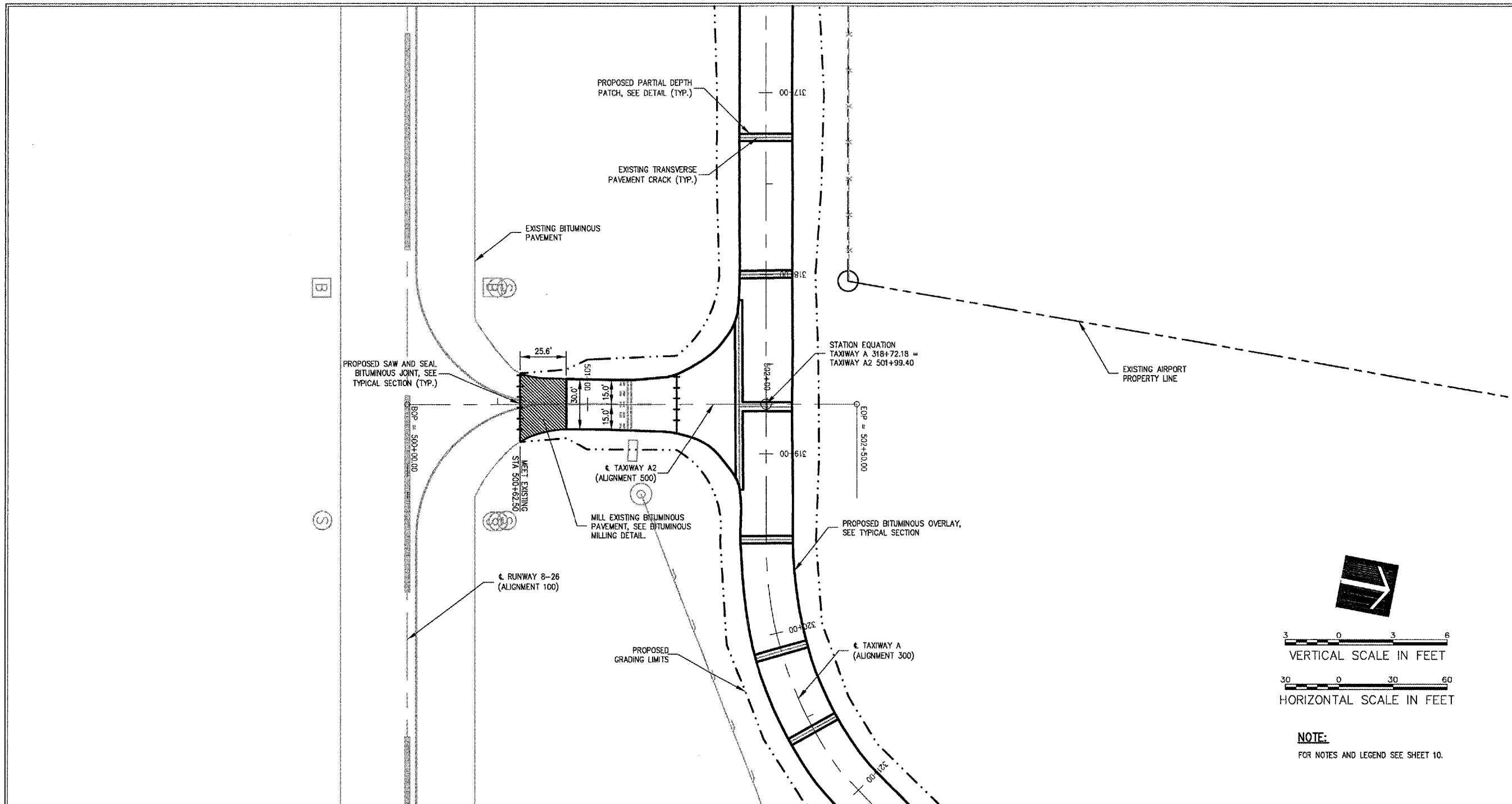
CITY OF DIXON, ILLINOIS

Post Office Box 386
Dixon, Illinois 61021
Telephone: 815.288.1485

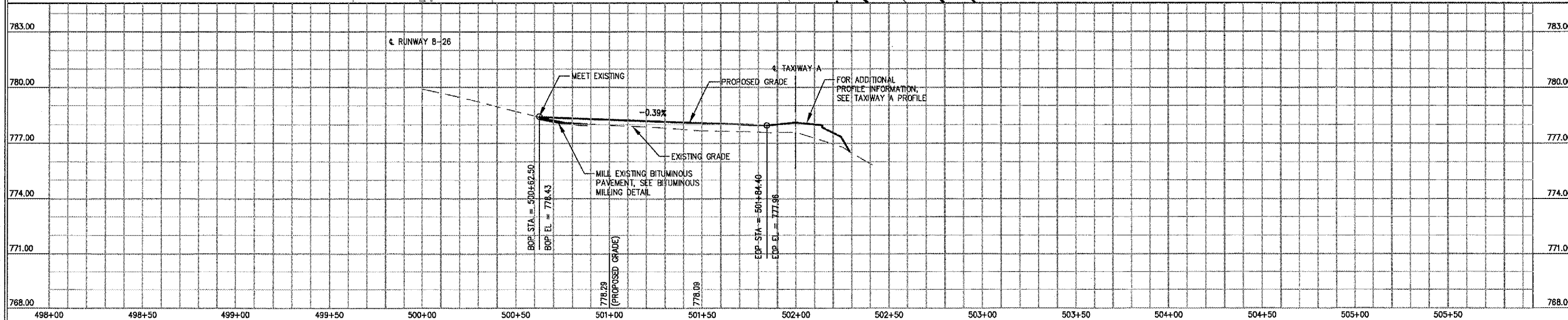
DIXON MUNICIPAL AIRPORT
CHARLES R. WALGREEN FIELD

OVERLAY TAXIWAYS A, A1, A2 AND C;
REMOVE AND REPLACE TAXIWAY C1

AIP PROJECT NO. 3-17-0036-B9
IDA PROJECT NO. C73-3549



NOTE:
FOR NOTES AND LEGEND SEE SHEET 10.



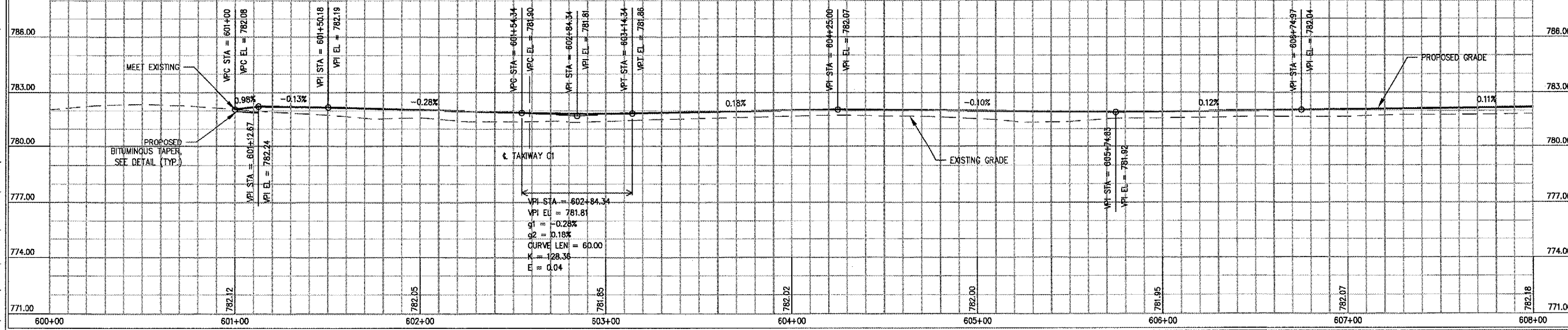
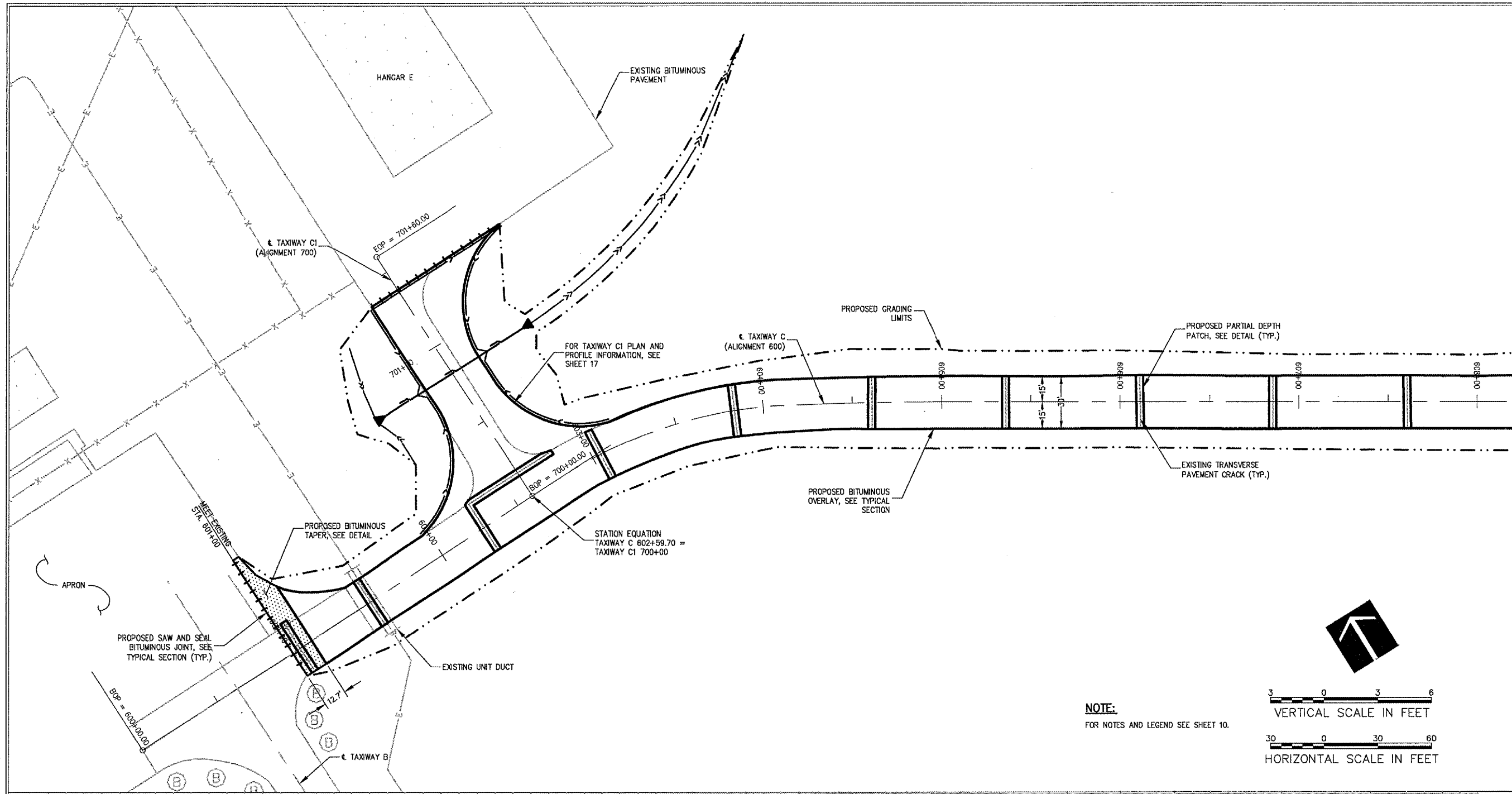
No.	Drawing Issue Description	Date	By

Date: MARCH 3, 2006
Sheet Title:

**PLAN AND PROFILE
TAXIWAY A2
STA. 500+62.50 THRU
STA. 501+84.40**

Project Number	843-05B8009
LDH	11/15/05
LDH, KLK	11/15/05
RMH	02/03/06
LDH	

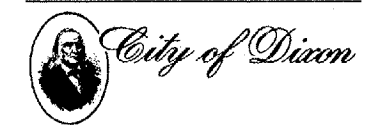
A:\06\005\0084\0084\DRAWINGS\0084\14-PLAN & PROFILE 500.DWG MAR 10, 2006 10:10AM KLK



D1021

HANSON
HANSON PROFESSIONAL SERVICES INC.

815 Commerce Drive Suite 200
Oak Brook, Illinois 60523
Telephone: 630.990.3800
Fax: 630.990.3801



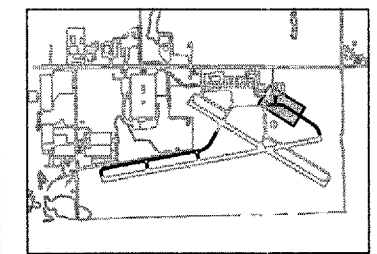
CITY OF DIXON, ILLINOIS

Post Office Box 386
Dixon, Illinois 61021
Telephone: 815.288.1485

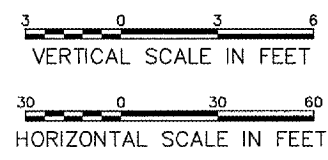
**DIXON MUNICIPAL AIRPORT
CHARLES R. WALGREEN FIELD**

**OVERLAY TAXIWAYS A, A1, A2 AND C;
REMOVE AND REPLACE TAXIWAY C1**

AIP PROJECT NO. 3-17-0036-B9
IDA PROJECT NO. C73-3549



KEY PLAN



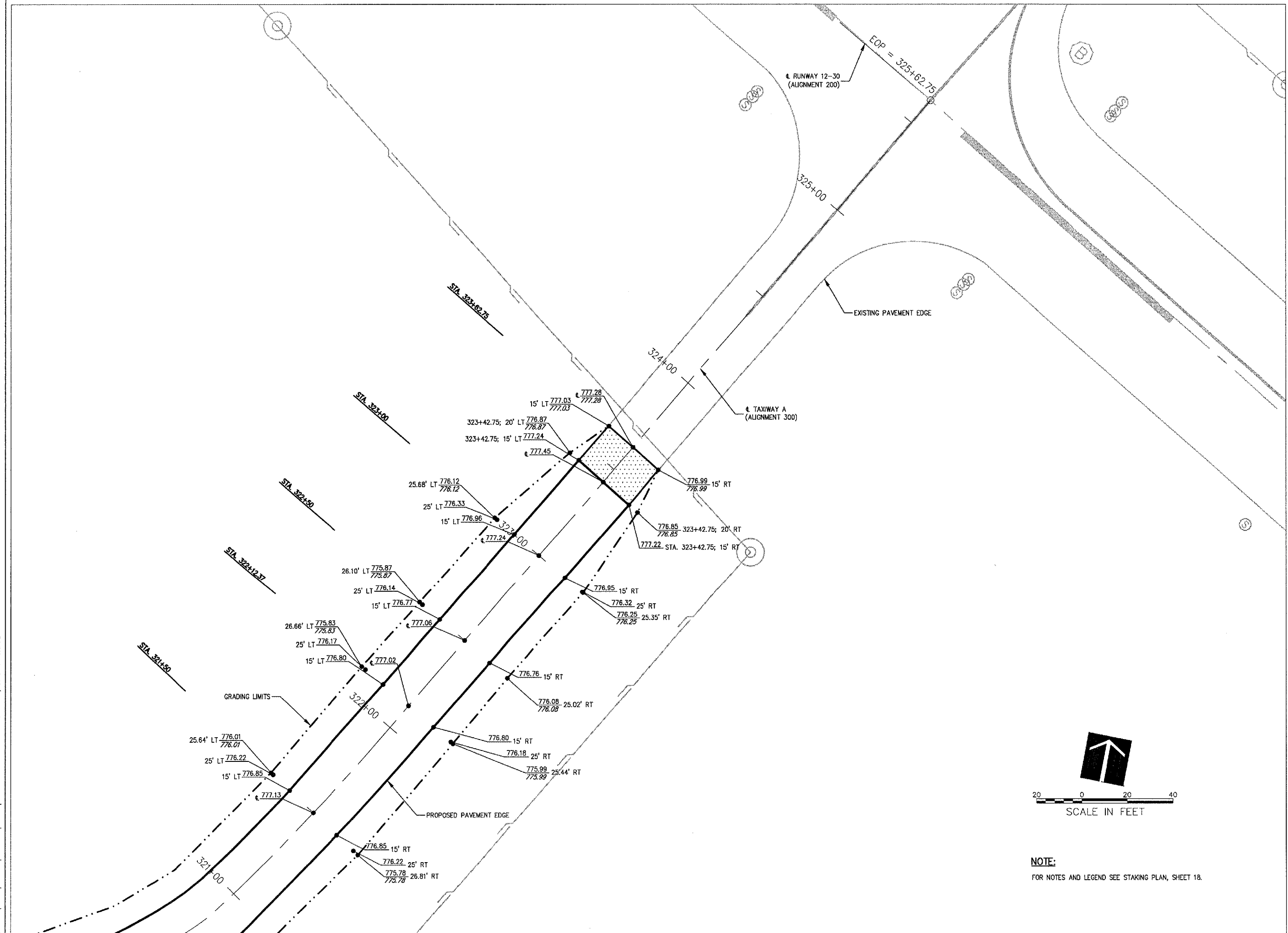
NOTE:
FOR NOTES AND LEGEND SEE SHEET 10.

No.	Drawing Issue	Description	Date	By

Date: MARCH 3, 2006
Sheet Title:

**PLAN AND PROFILE
TAXIWAY C
STA 601+00 THRU
STA 608+00**

843-0588009
Project Number
SJM 11/28/05
Layout By Date
SJM, KLK 11/28/05
Designed By Date
RMH 02/03/06
Reviewed By Date
SJM
Drawn By
Sheet No.



A:\05\JOBS\020843\020843\DRAWINGS\DWG\STAKING\22-STAKING PLAN 300-5.DWG MAR 10, 2006 10:11AM PLK

D1021



HANSON PROFESSIONAL SERVICES INC.
 815 Commerce Drive Suite 200
 Oak Brook, Illinois 60523
 Telephone: 630.990.3800
 Fax: 630.990.3801

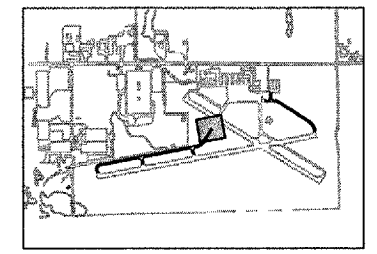


CITY OF DIXON, ILLINOIS
 Post Office Box 386
 Dixon, Illinois 61021
 Telephone: 815.288.1485

DIXON MUNICIPAL AIRPORT
 CHARLES R. WALGREEN FIELD

OVERLAY TAXIWAYS A, A1, A2 AND C
 REMOVE AND REPLACE TAXIWAY C1

AIP PROJECT NO. 3-17-0036-B9
 IDA PROJECT NO. C73-3549



KEY PLAN

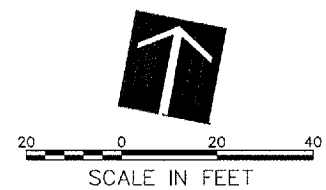
No.	Drawing Issue Description	Date	By

Date
 MARCH 3, 2006

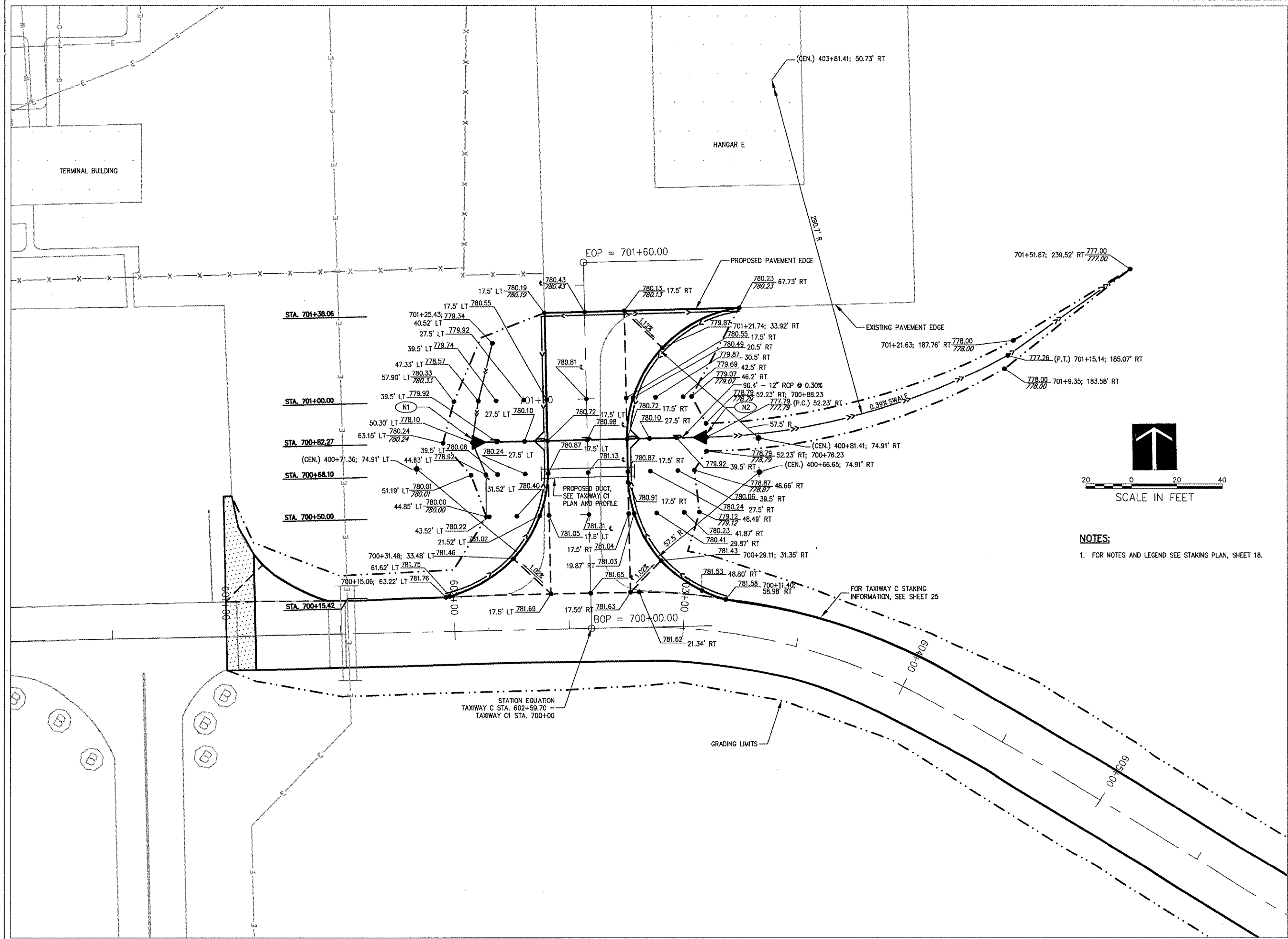
Sheet Title
**STAKING PLAN
 TAXIWAY A
 STA 321+50 THRU
 STA 323+62.75**

843-05B8009
 Project Number
 LDH 11/10/05
 Layout By Date
 LDH, KLK 11/10/05
 Designed By Date
 RMH 02/03/06
 Reviewed By Date
 LDH
 Drawn By

22



NOTE:
 FOR NOTES AND LEGEND SEE STAKING PLAN, SHEET 18.

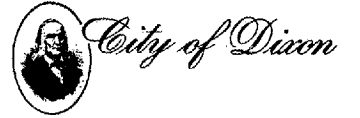


I:\CADD\2005\10094\1\05B8009\DRAWINGS\SHEETS\28-STAKING PLAN 700-1542 THRU 701-3806 10-19-04 KLK

D1021

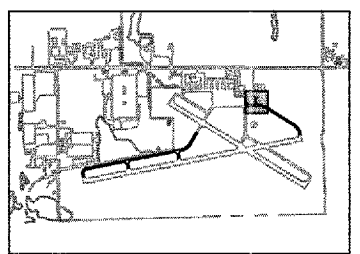


815 Commerce Drive Suite 200
Oak Brook, Illinois 60523
Telephone: 630.990.3800
Fax: 630.990.3801

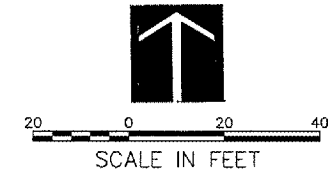


CITY OF DIXON, ILLINOIS
Post Office Box 386
Dixon, Illinois 61021
Telephone: 815.288.1485

**DIXON MUNICIPAL AIRPORT
CHARLES R. WALGREEN FIELD**
**OVERLAY TAXIWAYS A, A1, A2 AND C;
REMOVE AND REPLACE TAXIWAY C1**
AIP PROJECT NO. 3-17-0036-B9
IDA PROJECT NO. C73-3549



KEY PLAN



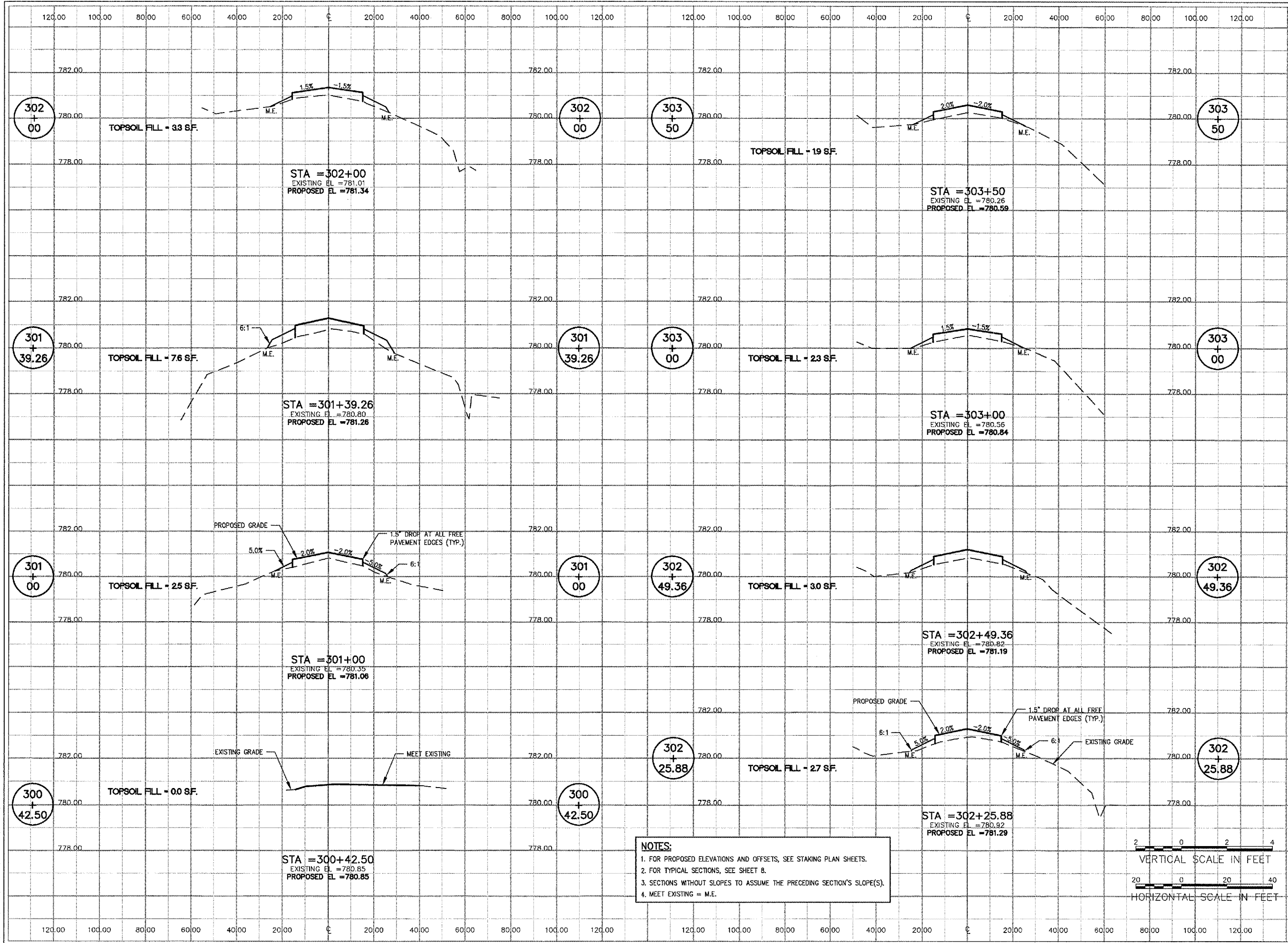
NOTES:
1. FOR NOTES AND LEGEND SEE STAKING PLAN, SHEET 18.

No.	Drawing Issue	Description	Date	By

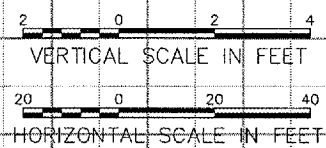
Date
MARCH 3, 2006

Sheet Title
**STAKING PLAN
TAXIWAY C1
STA 700+15.42 THRU
STA 701+38.06**

843-05B8009
Project Number
LDH 12/02/05
Layout By Date
LDH, KLK 12/02/05
Designed By Date
RMH 02/03/06
Reviewed By Date
LDH
Drawn By



NOTES:
 1. FOR PROPOSED ELEVATIONS AND OFFSETS, SEE STAKING PLAN SHEETS.
 2. FOR TYPICAL SECTIONS, SEE SHEET 8.
 3. SECTIONS WITHOUT SLOPES TO ASSUME THE PRECEDING SECTION'S SLOPE(S).
 4. MEET EXISTING = M.E.



815 Commerce Drive Suite 200
 Oak Brook, Illinois 60523
 Telephone: 630.990.3800
 Fax: 630.990.3801



CITY OF DIXON, ILLINOIS
 Post Office Box 386
 Dixon, Illinois 61021
 Telephone: 815.288.1485

DIXON MUNICIPAL AIRPORT
 CHARLES R. WALGREEN FIELD
 OVERLAY TAXIWAYS A, A1, A2 AND C;
 REMOVE AND REPLACE TAXIWAY C1
 AIP PROJECT NO. 3-17-0036-B9
 IDA PROJECT NO. C73-3549

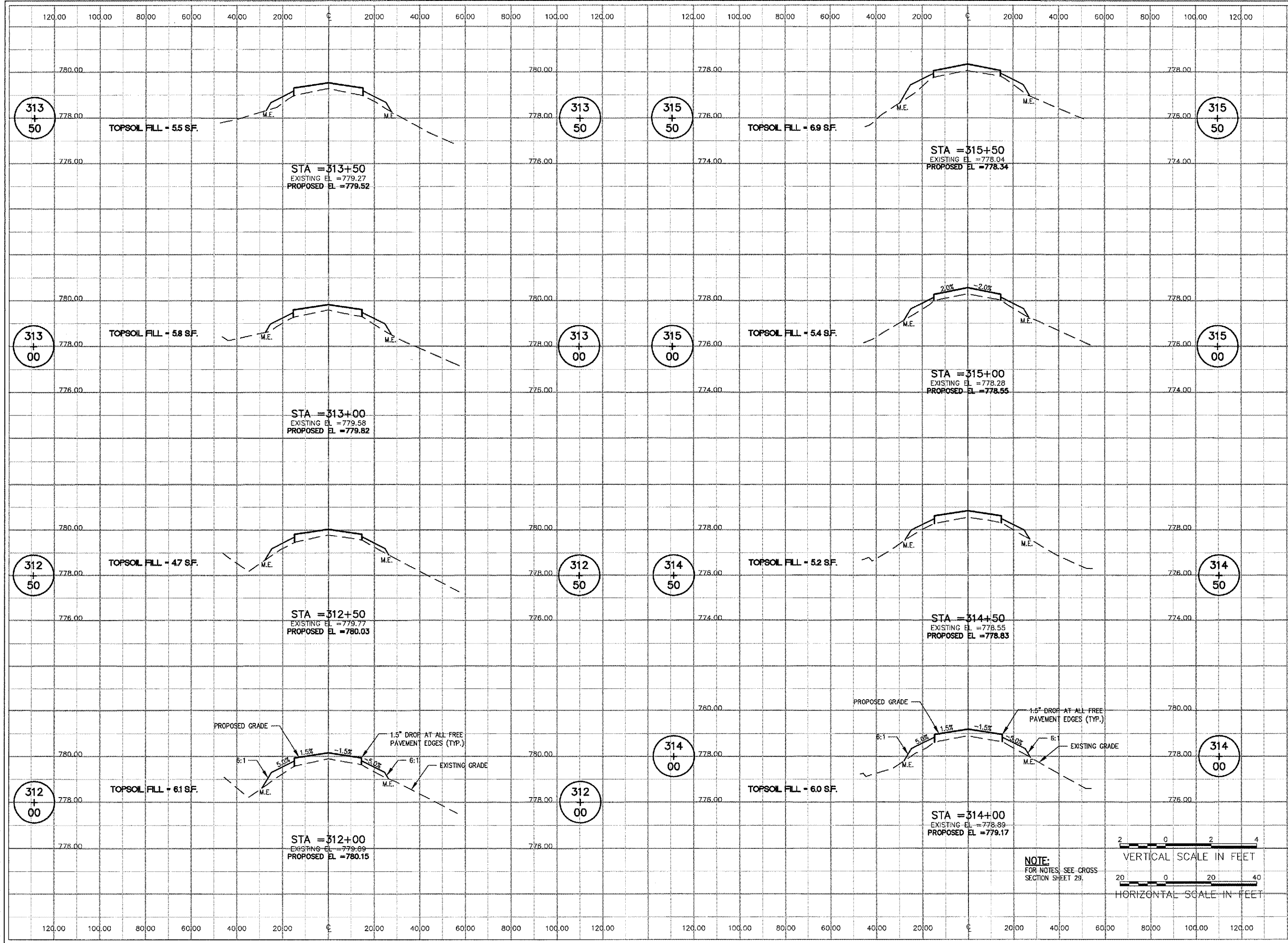
No.	Drawing Issue Description	Date	By

Date
 MARCH 3, 2006
 Sheet Title

**CROSS SECTIONS
 TAXIWAY A
 STA. 300+42.50
 THRU STA. 303+50**

843-0588009
 Project Number
 LDH 10/31/05
 Layout By Date
 LDH, KLK 10/31/05
 Designed By Date
 RMH 02/03/06
 Reviewed By Date
 LDH
 Drawn By Sheet No.

4: [05/02/05] [0004] [0588009] [CROSS SECTIONS TAXIWAY A.DWG] MAR 10 2006 10:19AM KLK



A: 10/2005 10094K10090009 LUNA WINGO'S 15/2/05 L2 - CROSS SECTIONS THRU TAXIWAY A DING MAR 10, 2006 10:19AM KLK



815 Commerce Drive Suite 200
Oak Brook, Illinois 60523
Telephone: 630.990.3800
Fax: 630.990.3801



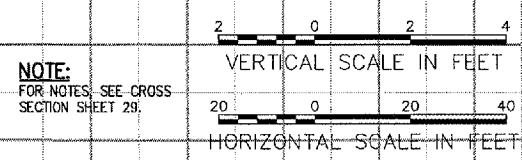
CITY OF DIXON, ILLINOIS
Post Office Box 386
Dixon, Illinois 61021
Telephone: 815.288.1485

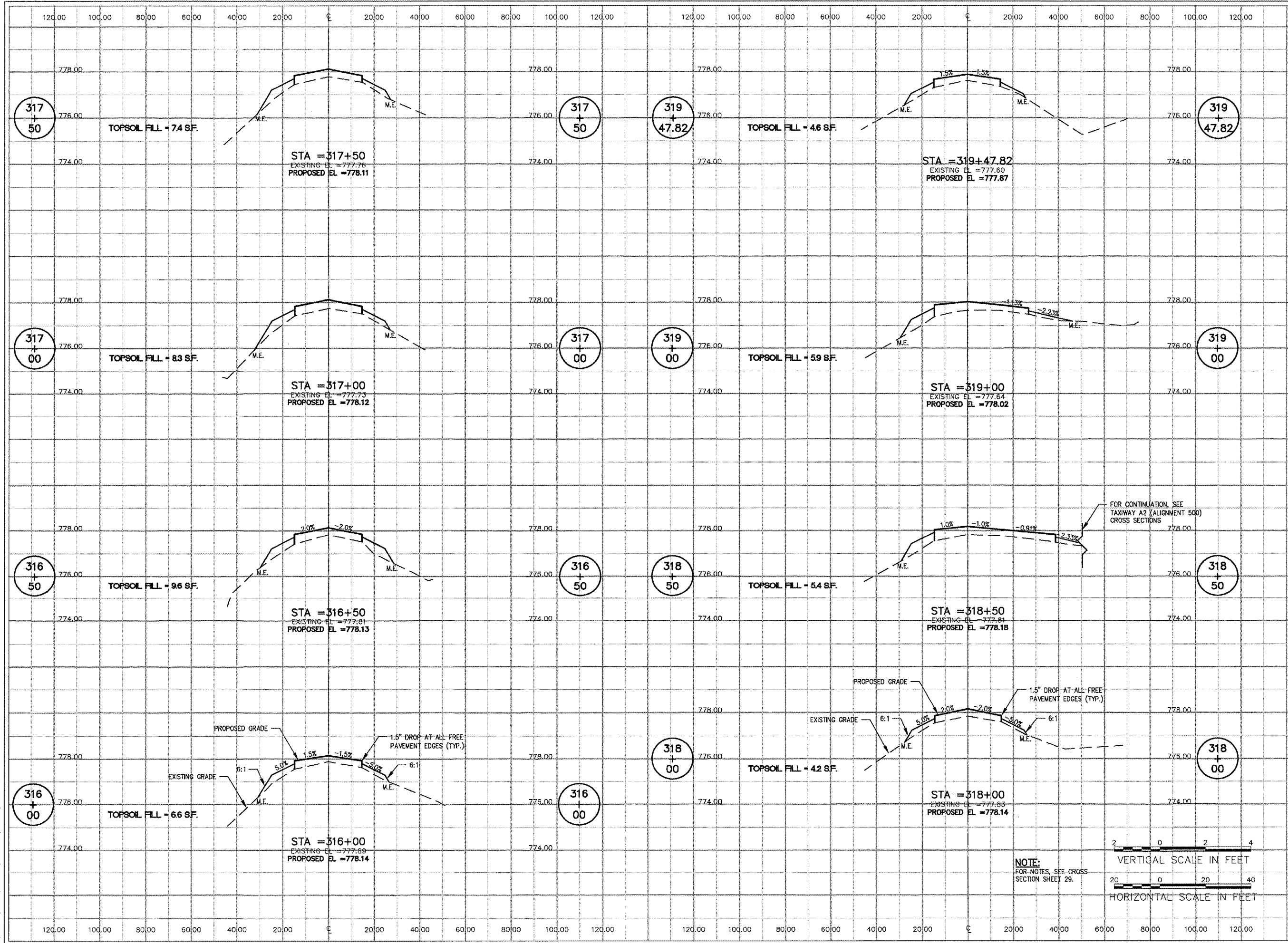
DIXON MUNICIPAL AIRPORT
CHARLES R. WALGREEN FIELD
OVERLAY TAXIWAYS A, A1, A2 AND C;
REMOVE AND REPLACE TAXIWAY C1
AIP PROJECT NO. 3-17-0036-B9
IDA PROJECT NO. C73-3549

No.	Drawing Issue Description	Date	By

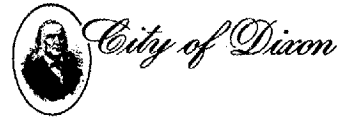
Date: MARCH 3, 2006
Sheet Title: CROSS SECTIONS TAXIWAY A STA. 312+00 THRU STA. 315+50

843-0588009
Project Number
LDH 10/31/05
Layout By Date
LDH, KLK 10/31/05
Designed By Date
RMH 02/03/06
Reviewed By Date
LDH
Drawn By





815 Commerce Drive Suite 200
Oak Brook, Illinois 60523
Telephone: 630.990.3800
Fax: 630.990.3801



CITY OF DIXON, ILLINOIS
Post Office Box 386
Dixon, Illinois 61021
Telephone: 815.288.1485

DIXON MUNICIPAL AIRPORT
CHARLES R. WALGREEN FIELD

OVERLAY TAXIWAYS A, A1, A2 AND C;
REMOVE AND REPLACE TAXIWAY C1

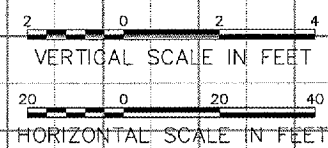
AIP PROJECT NO. 3-17-0036-B9
IDA PROJECT NO. C73-3549

No.	Drawing Issue Description	Date	By

Date
MARCH 3, 2006

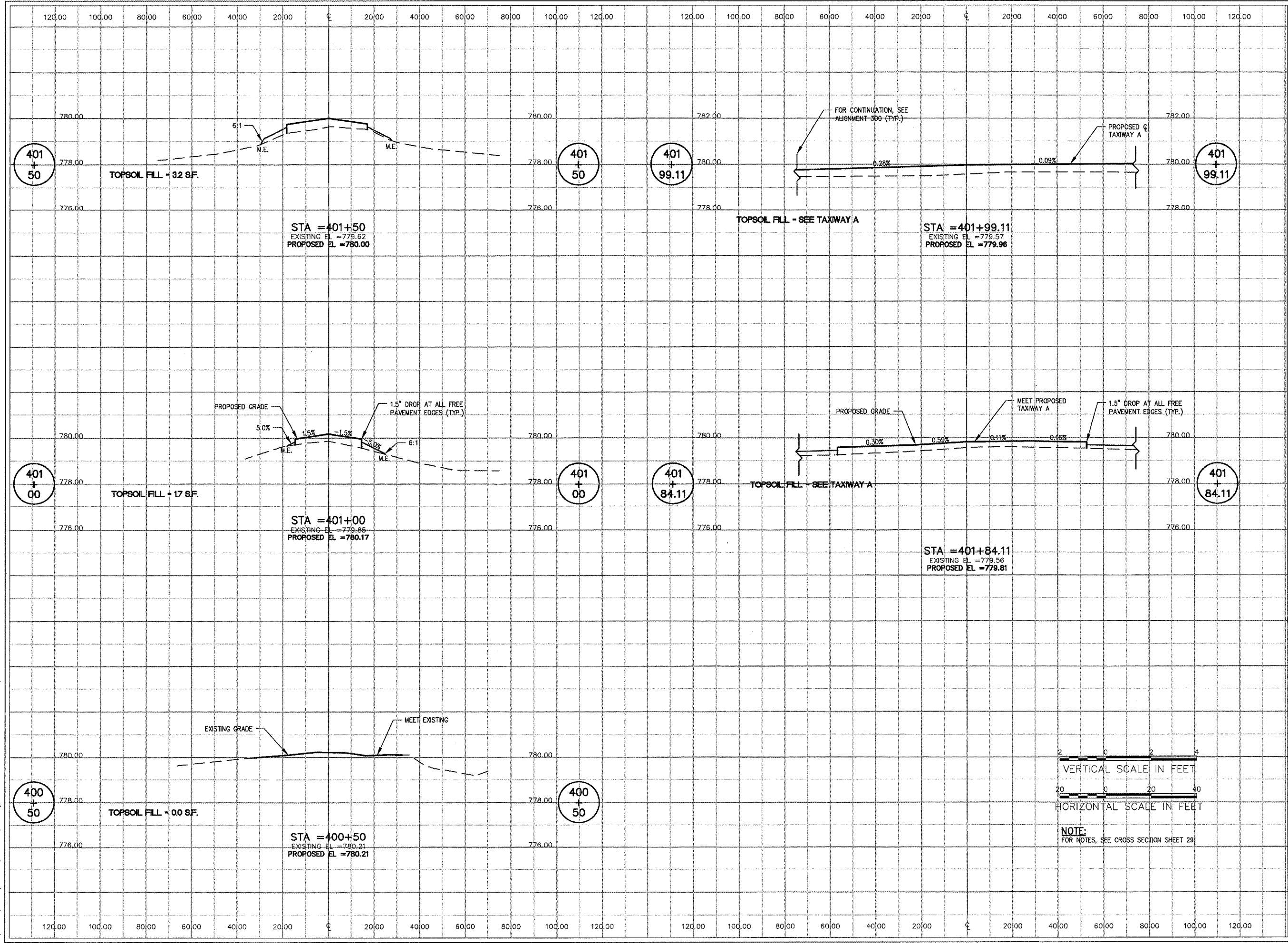
Sheet Title
**CROSS SECTIONS TAXIWAY A
STA. 316+00 THRU
STA. 319+47.82**

843-05B8009
Project Number
LDH 10/31/05
Layout By Date
LDH, KLK 10/31/05
Designed By Date
RMH 02/03/06
Reviewed By Date
LDH
Drawn By
Sheet No.



NOTE:
FOR NOTES, SEE CROSS SECTION SHEET 29.

4: [05/02/05] [004-4] [0698009] [0744400] [SHEET 13] - CROSS SECTIONS TAXIWAY A.DWG MAR 10, 2006 10:19AM KLK



815 Commerce Drive Suite 200
Oak Brook, Illinois 60523
Telephone: 630.990.3800
Fax: 630.990.3801



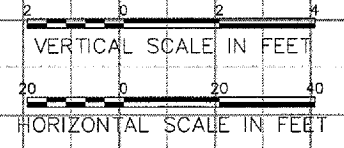
CITY OF DIXON, ILLINOIS
Post Office Box 386
Dixon, Illinois 61021
Telephone: 815.288.1485

**DIXON MUNICIPAL AIRPORT
CHARLES R. WALGREEN FIELD**
**OVERLAY TAXIWAYS A, A1, A2 AND C;
REMOVE AND REPLACE TAXIWAY C1**
AIP PROJECT NO. 3-17-0036-B9
IDA PROJECT NO. C73-3549

No.	Drawing Issue Description	Date	By

Date
MARCH 3, 2006
Sheet Title

**CROSS SECTIONS
TAXIWAY A1
STA. 400+50 THRU
STA. 401+99.11**



NOTE:
FOR NOTES, SEE CROSS SECTION SHEET 29

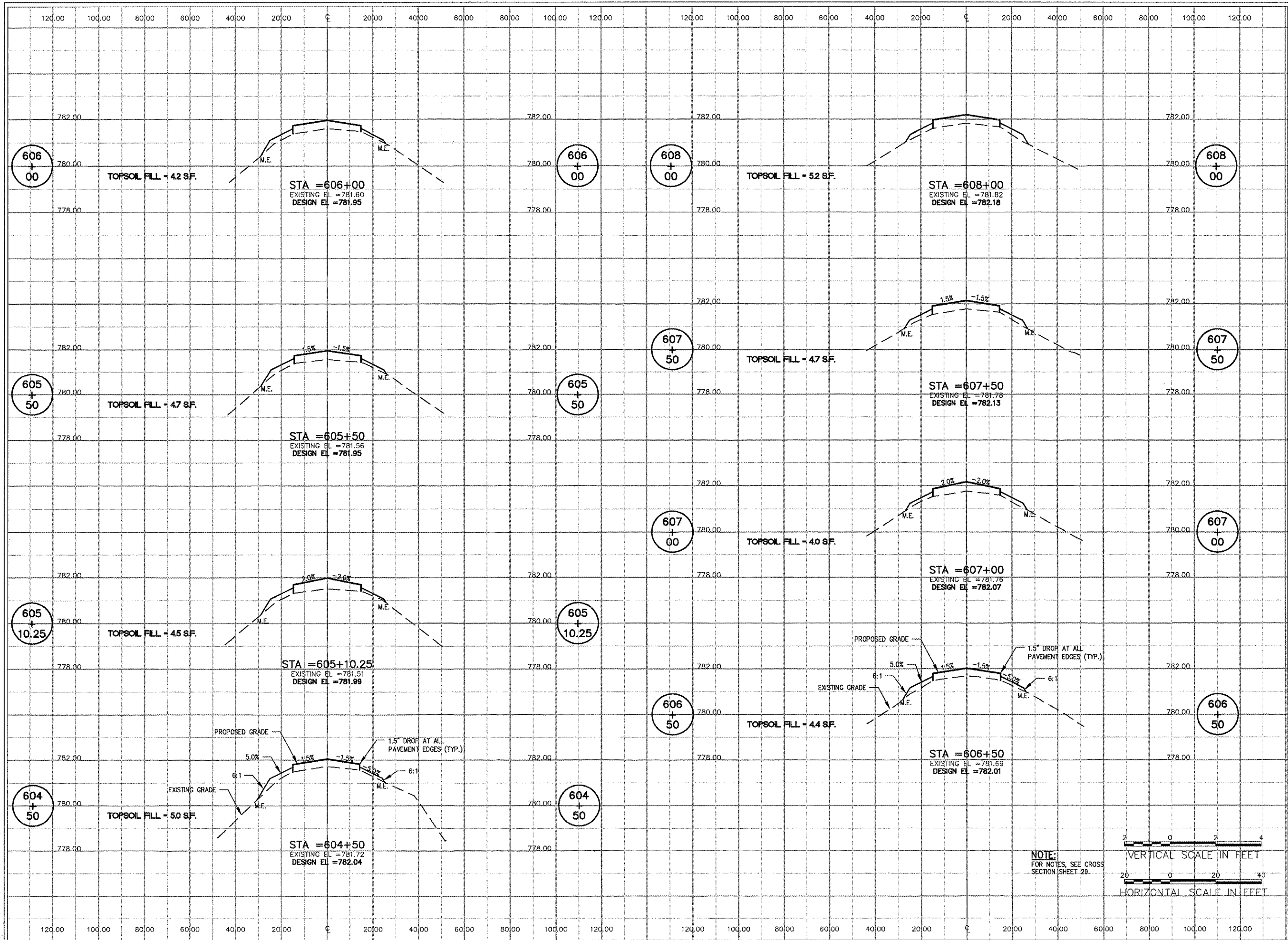
843-05B8009

Project Number	
LDH	10/31/05
Layout By	Date
LDH, KLK	10/31/05
Designed By	Date
RMH	02/03/06
Reviewed By	Date
LDH	
Drawn By	

35

Sheet No.

A: 105-0051-008-03 05B8009 IDP/ANNO'S/SHEETS 1,3- CROSS SECTIONS TAXIWAY A1/DWG MAR 10, 2006 10:19AM KLK



D1021



815 Commerce Drive Suite 200
Oak Brook, Illinois 60523
Telephone: 630.990.3800
Fax: 630.990.3801



CITY OF DIXON, ILLINOIS
Post Office Box 386
Dixon, Illinois 61021
Telephone: 815.288.1485

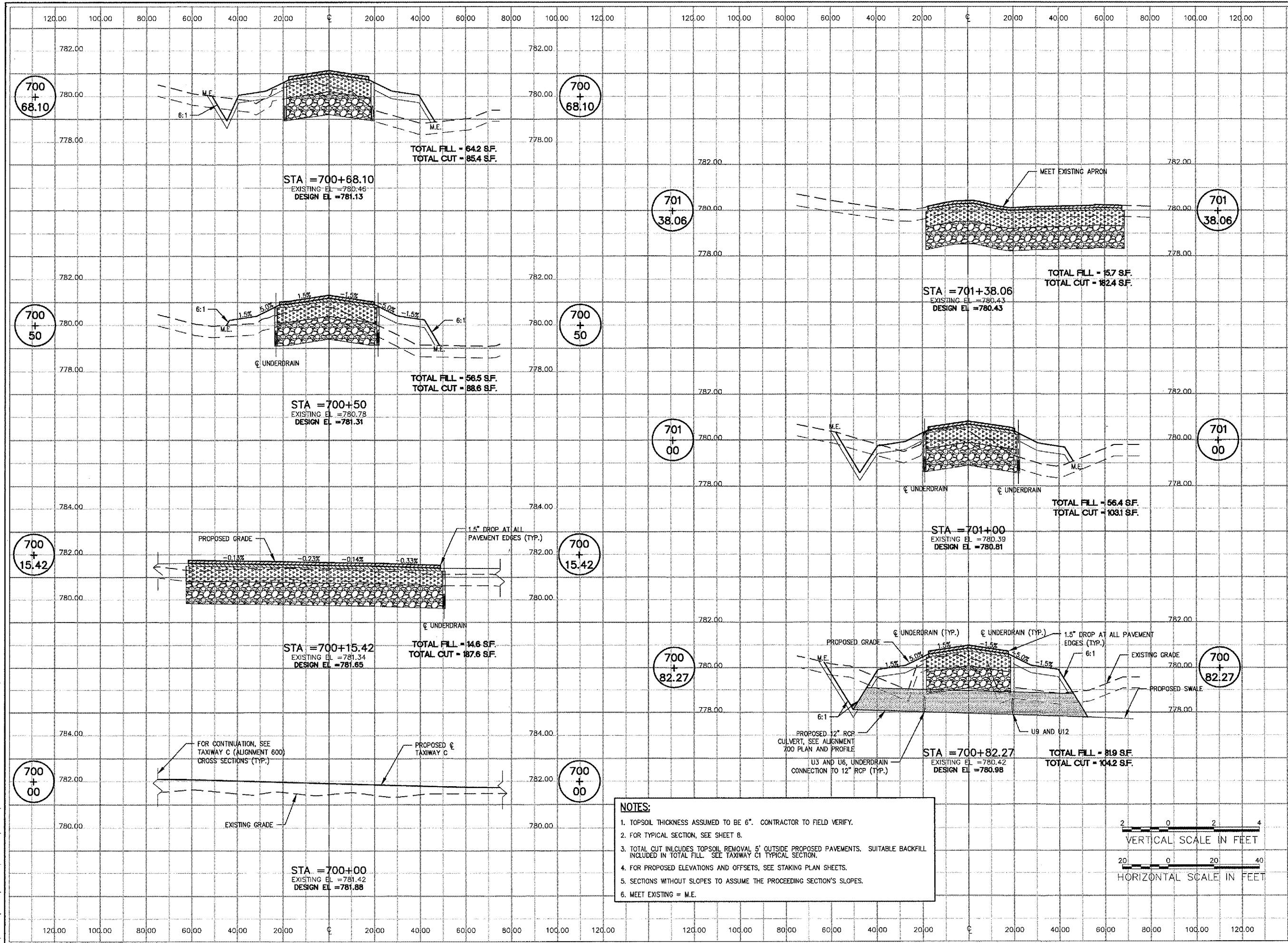
DIXON MUNICIPAL AIRPORT
CHARLES R. WALGREEN FIELD
OVERLAY TAXIWAYS A, A1, A2 AND C;
REMOVE AND REPLACE TAXIWAY C1
AIP PROJECT NO. 3-17-0036-B9
IDA PROJECT NO. C73-3549

No.	Drawing Issue Description	Date	By

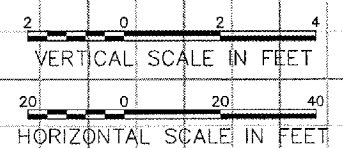
Date
MARCH 3, 2006

Sheet Title
CROSS SECTIONS
TAXIWAY C
STA 604+50 THRU
STA 608+00

843-05B8009
Project Number
SJM 11/28/05
Layout By Date
SJM, KLK 11/28/05
Designed By Date
RMH 02/03/06
Reviewed By Date
SJM
Drawn By Sheet No.



- NOTES:**
1. TOPSOIL THICKNESS ASSUMED TO BE 6". CONTRACTOR TO FIELD VERIFY.
 2. FOR TYPICAL SECTION, SEE SHEET B.
 3. TOTAL CUT INCLUDES TOPSOIL REMOVAL 5' OUTSIDE PROPOSED PAVEMENTS. SUITABLE BACKFILL INCLUDED IN TOTAL FILL. SEE TAXIWAY C1 TYPICAL SECTION.
 4. FOR PROPOSED ELEVATIONS AND OFFSETS, SEE STAKING PLAN SHEETS.
 5. SECTIONS WITHOUT SLOPES TO ASSUME THE PRECEDING SECTION'S SLOPES.
 6. MEET EXISTING = M.E.



D1021

HANSON
 HANSON PROFESSIONAL SERVICES INC.
 815 Commerce Drive Suite 200
 Oak Brook, Illinois 60523
 Telephone: 630.990.3800
 Fax: 630.990.3801

City of Dixon

CITY OF DIXON, ILLINOIS
 Post Office Box 386
 Dixon, Illinois 61021
 Telephone: 815.288.1485

**DIXON MUNICIPAL AIRPORT
 CHARLES R. WALGREEN FIELD**

**OVERLAY TAXIWAYS A, A1, A2 AND C;
 REMOVE AND REPLACE TAXIWAY C1**

**AIP PROJECT NO. 3-17-0036-B9
 IDA PROJECT NO. C73-3549**

No.	Drawing Issue Description	Date	By

Date: MARCH 3, 2006

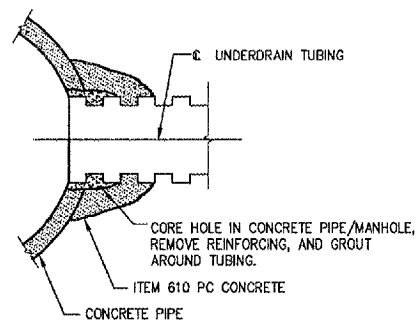
Sheet Title: CROSS SECTIONS TAXIWAY C1 STA. 700+00 THRU STA 701+38.06

Project Number: 843-0588009

LDH 12/01/05
 LDH, KLK 12/01/05
 RMH 02/03/06

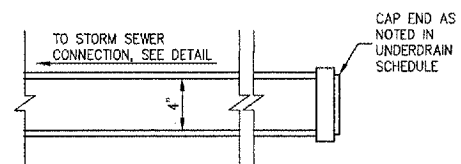
40

I:\05\005\00943\0588009\DRAWINGS\ENGINEERING\CROSS SECTIONS TAXIWAY C1.DWG MAR 10, 2006 10:20AM ALK



NOTE: COST OF CONNECTION INCIDENTAL TO CONTRACT

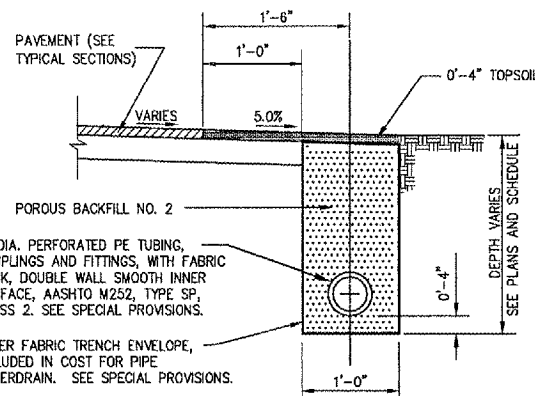
STORM SEWER CONCRETE COLLAR AND GROUT CONNECTION DETAIL



NOTE:

CAP MUST BE APPROVED PRIOR TO INSTALLATION, SEE SPECIAL PROVISIONS.

UNDERDRAIN CAPPED END

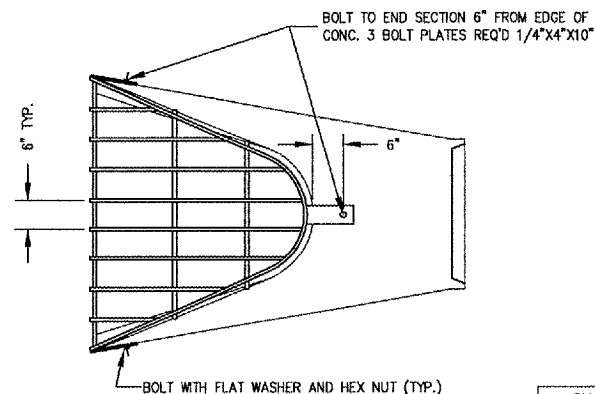


UNDERDRAIN ALONG PAVEMENT EDGE

UNDERDRAIN SCHEDULE						
Structure	Station	Offset	Type	Invert El.	Pay Length	Slope %
U1	700+16.53	63.53' LT	Capped End	779.76		
					87.5'	0.86
U2	700+82.27	19.0' LT	RCP Connection	779.00		
U9	701+36.61	0' RT	High Point	778.53		
					19.0'	1.79
U4	701+36.61	19.0' LT	90° Connection	778.19		
					55.0'	0.30
U3	700+82.27	19.0' LT	RCP Connection	778.02		
U5	700+12.84	59.4' RT	Capped End	779.58		
					88.0'	0.79
U6	700+82.27	19.0' RT	RCP Connection	778.88		
U9	701+36.61	0' RT	High Point	778.53		
					68.0'	0.44
U8	701+36.82	66.82' RT	Wye Connection	778.23		
					79.0'	0.30
U7	700+82.27	19.0' RT	RCP Connection	777.99		

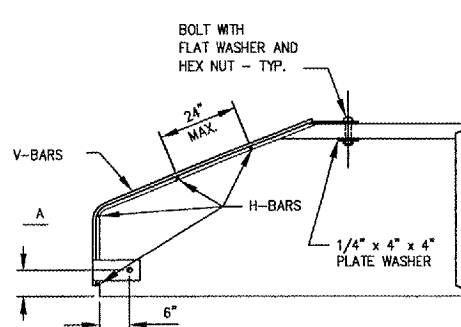
NOTES:

- FOR ADDITIONAL RCP CONNECTION INFORMATION, SEE STORM SEWER CONCRETE COLLAR AND GROUT CONNECTION DETAIL.
- FOR ADDITIONAL CAPPED END INFORMATION, SEE UNDERDRAIN INSPECTION HOLE DETAIL.



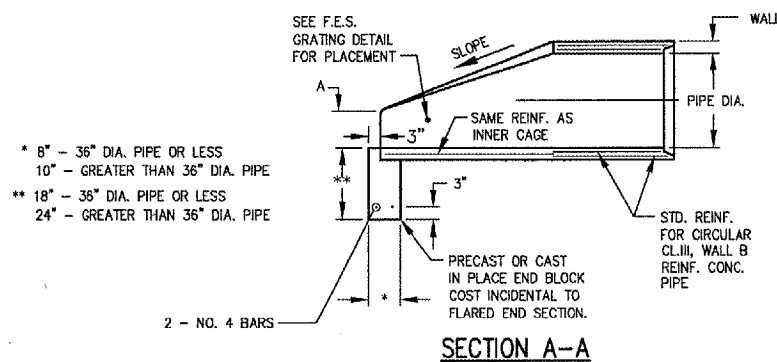
NOTES

- BARS AND PLATES ARE HOT ROLLED STEEL.
- BARS, PLATES, PIPE AND BOLTS ARE GALVANIZED.



END SECTIONS	DIA. INCHES	V-BAR SIZE	H-BAR SIZE	No. OF H-BARS REQ'D.	BOLT DIA.	"A" DIM. INCHES
	12	1/2"	5/8"	3	1/2"	4

GRATING FOR FLARED END SECTION



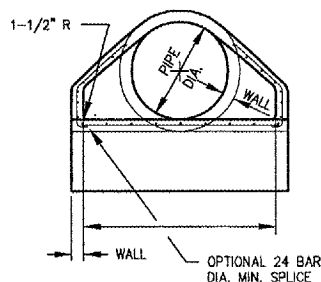
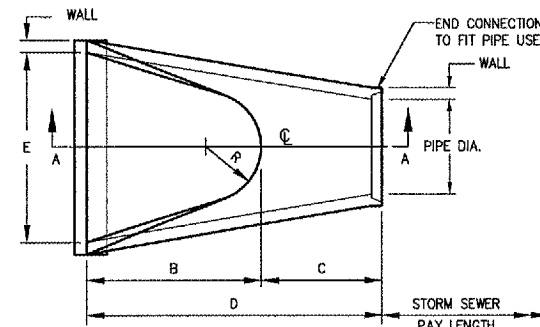
- * 8" - 36" DIA. PIPE OR LESS
- 10" - GREATER THAN 36" DIA. PIPE
- ** 18" - 36" DIA. PIPE OR LESS
- 24" - GREATER THAN 36" DIA. PIPE

PIPE DIA.	WALL	A	B	C	D	E	R	SLOPE
12"	2"	4"	2'-0"	4'-0 7/8"	6'-0 7/8"	2'-0"	9"	3:1

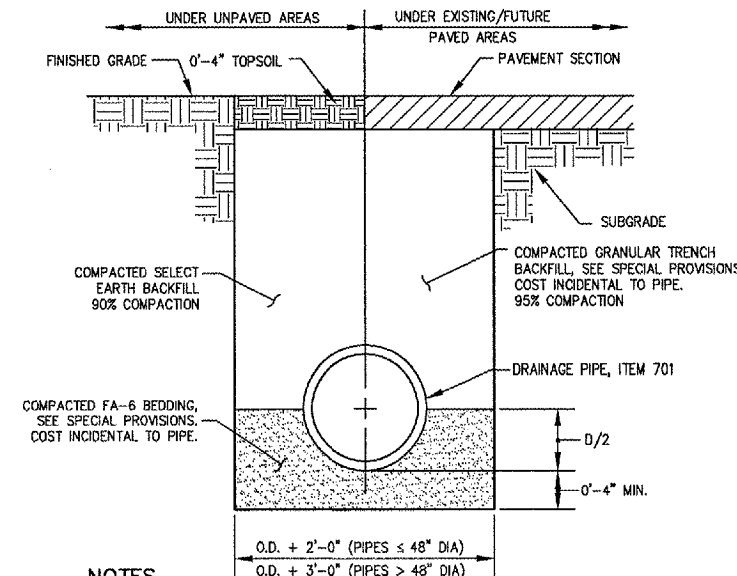
NOTES

- GRATING SHALL BE PAID FOR UNDER ITEM AR752518.
- THE END BLOCK SHALL BE PLACED PRIOR TO THE INSTALLATION OF THE FLARED END SECTION. THE END BLOCK SHALL BE BACKFILLED IN ACCORDANCE WITH ARTICLE 502.10 OF IDOT SPECIFICATIONS, WITH COST INCIDENTAL TO FLARED END SECTION.
- PRECAST CONCRETE FLARED END SECTIONS SHALL CONFORM TO THE APPLICABLE REQUIREMENTS OF AASHTO M-170 CLASS III, WALL B REINFORCED CONCRETE PIPE.

PRECAST CONCRETE FLARED END SECTION (IDOT STANDARD 542301)



END VIEW



NOTES

- UNSUITABLE MATERIAL ENCOUNTERED DURING PLACEMENT OF BEDDING SHALL BE REMOVED AND REPLACED.
- WITHIN 3 FEET OF EXISTING AND FUTURE PAVED AREA, GRANULAR BACKFILL IS TO BE USED INSTEAD OF EARTH BACKFILL.

PIPE TRENCH

DETAILS SHOWN ARE NOT TO SCALE

STORM SEWER SCHEDULE									
Structure	Station	Offset	Type	Diameter	Invert El.	Invert El.	Pay Length	Size	Slope %
N1	700+82.27	50.30' LT	FES	12"	N/A	778.10			
							90.5'	12"	0.30
N2	700+82.27	52.23' RT	FES	12"	N/A	777.79			

No.	Drawing Issue Description	Date	By

Date
MARCH 3, 2006
Sheet Title

STORM SEWER AND UNDERDRAIN SCHEDULES AND DETAILS

843-05B8009
Project Number
SJM 12/08/05
Layout By Date
SJM, KLK 12/08/05
Designed By Date
RMH 02/03/06
Reviewed By Date
SJM
Drawn By Sheet No.

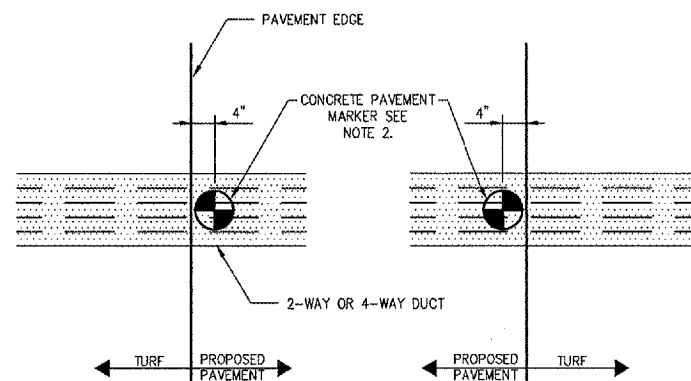


CITY OF DIXON, ILLINOIS
Post Office Box 386
Dixon, Illinois 61021
Telephone: 815.288.1485

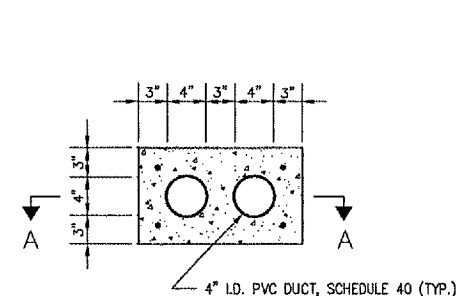
DIXON MUNICIPAL AIRPORT
CHARLES R. WALGREEN FIELD

OVERLAY TAXIWAYS A, A1, A2 AND C;
REMOVE AND REPLACE TAXIWAY C1

AIP PROJECT NO. 3-17-0036-B9
IDA PROJECT NO. C73-3549

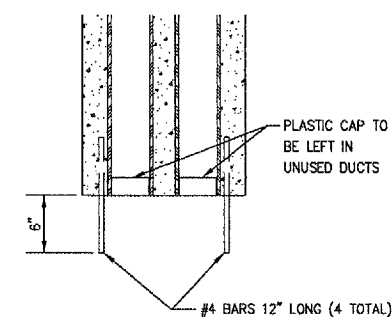


LOCATION PLAN

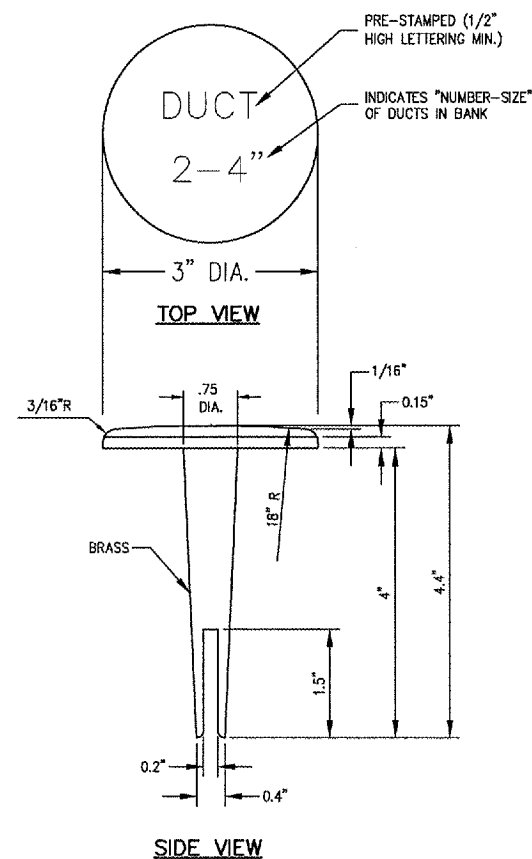


2-WAY

CONCRETE ENCASED DUCT CONFIGURATION



SECTION A-A



BITUMINOUS PAVEMENT MARKER

NOTES:

1. TOP OF MARKER SHALL BE FLUSH WITH FINISHED PAVEMENT SURFACE. MARKER MAY BE INSTALLED IN A DRILLED HOLE AND SECURED WITH EPOXY GLUE.
2. THE COSTS OF ALL TURF AND PAVEMENT DUCT MARKERS SHALL BE INCIDENTAL TO THE DUCT.
3. BITUMINOUS PAVEMENT DUCT MARKER TO BE PROVIDED AT EACH END OF DUCT AS SHOWN ON THE LOCATION PLAN.

No.	Drawing Issue Description	Date	By

Date
MARCH 3, 2006
Sheet Title

UNIT DUCT DETAILS

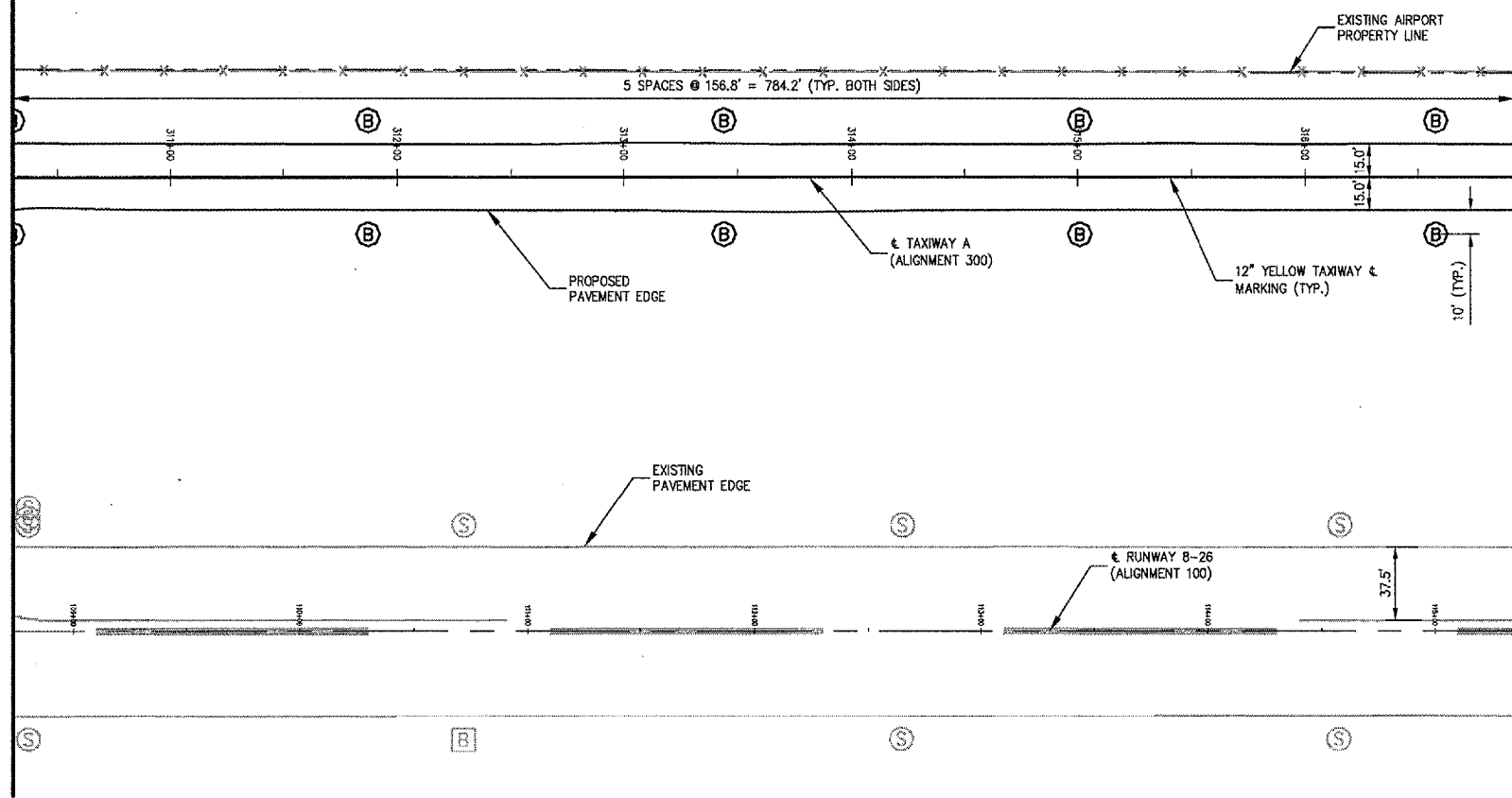
843-05B8009
Project Number
KLK 01/05/04
Layout By Date
TMM 01/09/04
Designed By Date
RMH 03/05/04
Reviewed By Date
KLK
Drawn By

I:\054085\0084\DRAWINGS\DRMINGS\SHEET142-UNIT DUCT DETAILS.DWG MAR 10 2006 10:20AM NLK

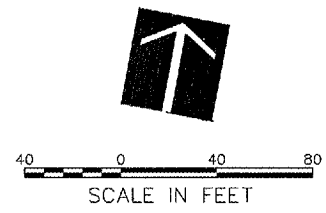
A:\USDBS\0294\0588009\0588009\DRAWINGS\SHEETS\44-MARKING PLAN 300-2.DWG MAR 10 2006 10:20AM KLK

MATCHLINE STA. 310+30.50

MATCHLINE STA. 317+00



NOTE
FOR NOTES AND LEGEND, SEE MARKING AND REFLECTIVE MARKER PLAN SHEET 43.



D1021



815 Commerce Drive Suite 200
Oak Brook, Illinois 60523
Telephone: 630.990.3800
Fax: 630.990.3801

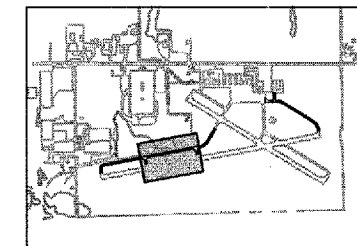


CITY OF DIXON, ILLINOIS
Post Office Box 386
Dixon, Illinois 61021
Telephone: 815.288.1485

DIXON MUNICIPAL AIRPORT
CHARLES R. WALGREEN FIELD

OVERLAY TAXIWAYS A, A1, A2 AND C;
REMOVE AND REPLACE TAXIWAY C1

AIP PROJECT NO. 3-17-0036-B9
IDA PROJECT NO. C73-3549



KEY PLAN

No.	Drawing Issue Description	Date	By

Date
MARCH 3, 2006
Sheet Title

PAVEMENT MARKING AND REFLECTIVE MARKER PLAN TAXIWAY A

843-0588009
Project Number
LDH 11/22/05
LDH, KLK 11/22/05
RMH 02/03/06
LDH

