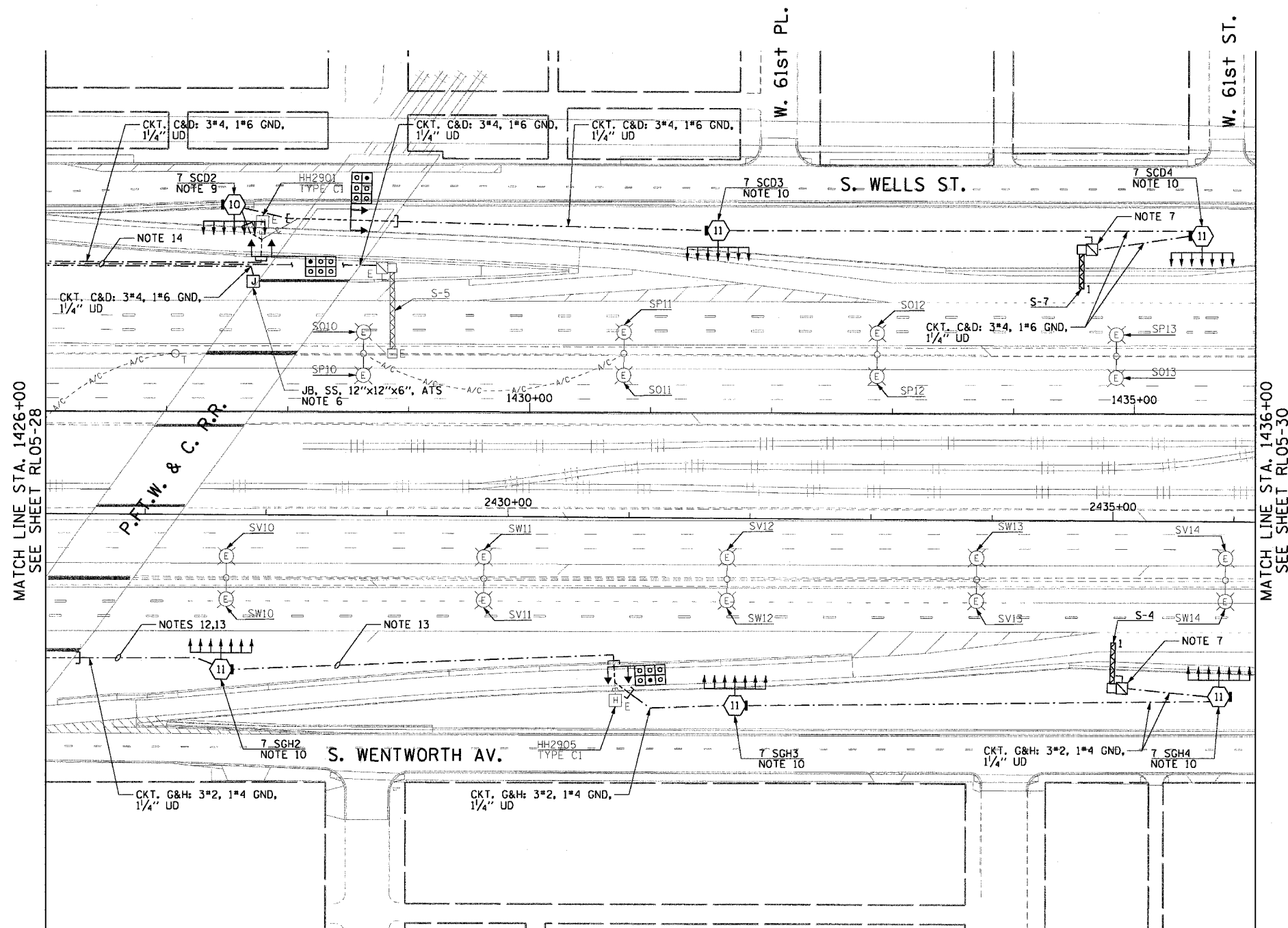
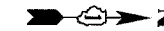


F.A.I. RTE.	SECTION	COUNTY	TOTAL SHEETS	SHEET NO.
90/94	2003-0311	COOK	976	144
STA. 1426+00.00		TO STA. 1436+00.00		
FED. ROAD DIST. NO. 1 ILLINOIS FED. AID PROJECT				

62583

**NOTES:**

- SEE DRAWINGS ME-01 AND ME-02 FOR ELECTRICAL SYMBOLS AND ABBREVIATIONS.
- COORDINATE ALL WORK WITH IDOT CONTRACT NO. 62693.
- UNLESS NOTED OTHERWISE, ALL ITEMS AND WORK SHOWN IN HEAVY LINE WEIGHT ON THIS DRAWING ARE PROPOSED ITEMS AND WORK.
- SEE DRAWINGS ES-04 AND ES-05 FOR HIGH MAST LIGHT TOWER SCHEDULE.
- ALL HIGH MAST TOWER FOUNDATIONS SHOWN ON THIS DRAWING WILL BE INSTALLED BY OTHERS IN IDOT CONTRACT NO. 62693.
- JUNCTION BOX MOUNTED ON OVERPASS STRUCTURE FOR UNDERPASS LIGHTING POWER FEEDS MUST BE INSTALLED AS SHOWN ON DETAILS ME-06A AND ME-14C, UNLESS NOTED OTHERWISE. SEE DRAWING UL-26 FOR P.F.T.W. & C. RAILROAD UNDERPASS LIGHTING PLANS.
- SEE IDOT STANDARD DRAWINGS FOR ELECTRIC CONNECTION TO SIGN STRUCTURE DETAILS.
- ALL CONCRETE ENCASED DUCTBANKS SHOWN ON THIS DRAWING WILL BE INSTALLED BY OTHERS IN A SEPARATE CONTRACT AND WILL BE CONSIDERED AN EXISTING CONDITION FOR THIS CONTRACT.
- THE CONDUIT FOR ALL RETAINING WALL MOUNTED HIGH MAST TOWERS MUST BE INSTALLED AS SHOWN ON DRAWING ME-03.
- THE CONDUIT FOR ALL GROUND MOUNTED HIGH MAST TOWERS MUST BE INSTALLED AS SHOWN ON DRAWING ME-13.
- RUN PARALLEL RACEWAYS IN COMMON TRENCH. THE FINAL INSTALLATION LOCATIONS OF THE LIGHTING RACEWAYS MUST BE COORDINATED WITH THE RACEWAYS SHOWN ON THE SURVEILLANCE PLANS.
- ALL UNIT DUCT BETWEEN HIGH MAST LIGHT TOWERS 7 SGH1 AND 7 SGH2 MUST BE INSTALLED A MAXIMUM OF 30'-0" FROM EDGE OF PAVEMENT TO AVOID CONFLICT WITH FUTURE IDOT CONTRACT NO. 62301.
- ALL UNIT DUCT BETWEEN STA. 2426+60 AND STA. 2430+88 MUST BE INSTALLED AT A MINIMUM TRENCH DEPTH OF 5'-0" TO AVOID CONFLICTS WITH FUTURE IDOT CONTRACT NO. 62301.
- ALL UNIT DUCT BETWEEN THE WEST 63rd ST. ABUTMENT AND STA. 1427+77 MUST BE INSTALLED AT A MINIMUM TRENCH DEPTH OF 5'-0" TO AVOID CONFLICTS WITH FUTURE IDOT CONTRACT NO. 62303.




MATCH LINE STA. 1426+00  
SEE SHEET RL05-28

MATCH LINE STA. 1436+00  
SEE SHEET RL05-30



RL05-29



REVISIONS	
NAME	DATE

ILLINOIS DEPARTMENT OF TRANSPORTATION  
F.A.I. 90/94 (DAN RYAN EXPRESSWAY)  
31st STREET TO I-57

**ROADWAY LIGHTING PLANS  
PROPOSED IMPROVEMENTS 2005**

SCALE: 1"=50' DRAWN BY: CJM  
DATE: October 29, 2004 CHECKED BY: WDS

11/23/2004 10:09:19 AM