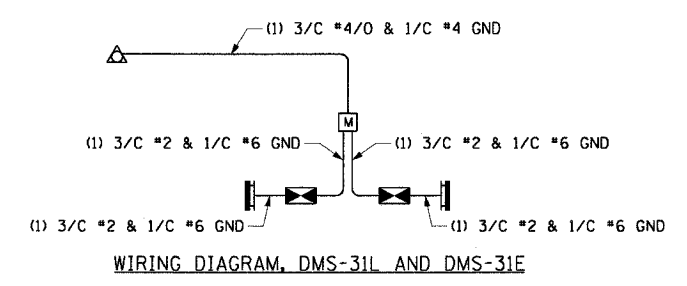
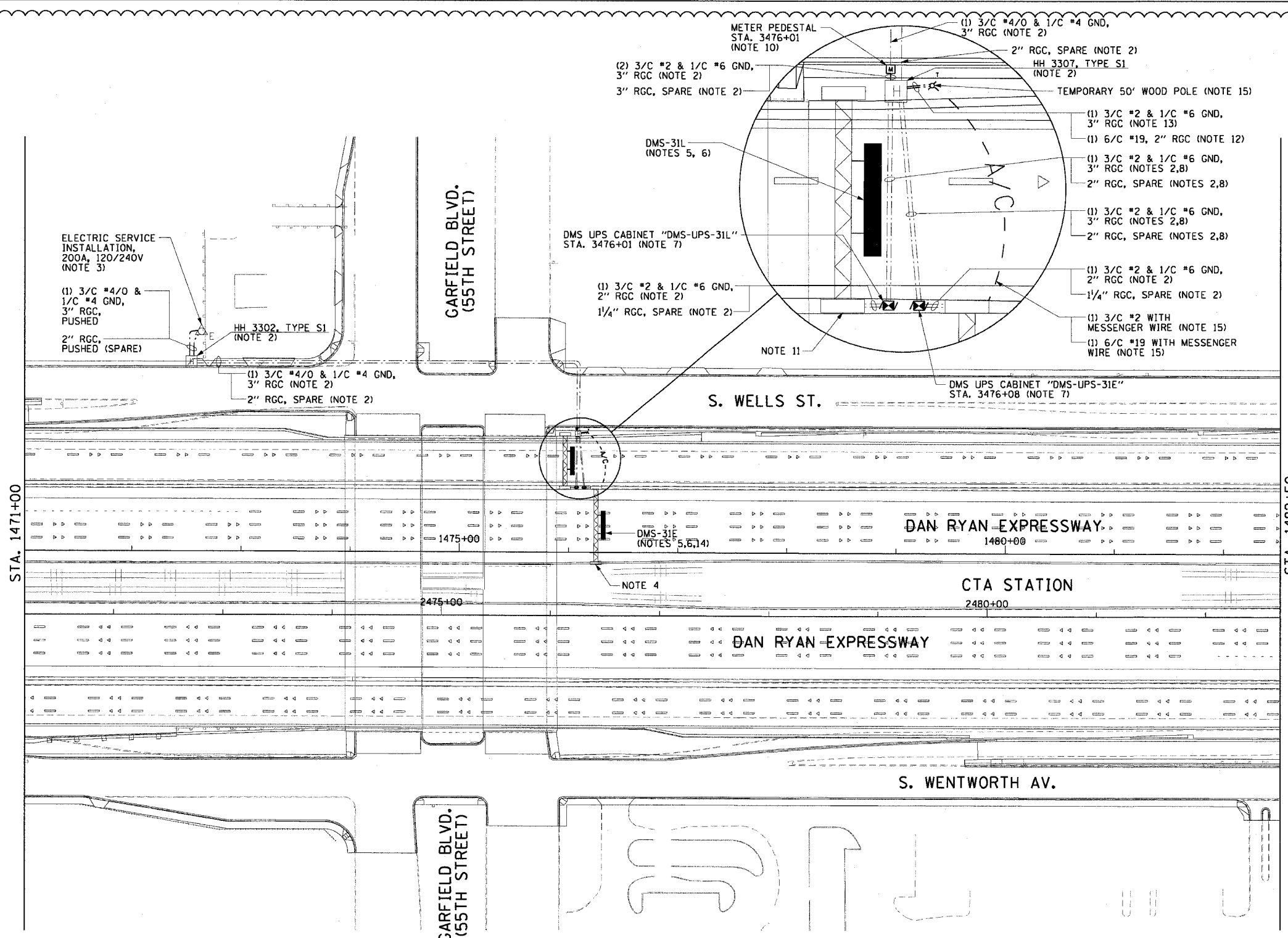


F.A.I. RTE.	SECTION	COUNTY	TOTAL SHEETS	SHEET NO.
90/94	2003-0311	COOK	976	664
STA. 1471+00.00 TO STA. 1482+50.00		FED. ROAD DIST. NO. 1 ILLINOIS FED. AID PROJECT		

62583

NOTES:

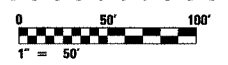
- SEE DRAWINGS ME-01 AND ME-02 FOR ELECTRICAL SYMBOLS AND ABBREVIATIONS.
- NOTED CONDUITS AND HANDHOLES ARE FURNISHED AND INSTALLED BY OTHERS UNDER A SEPARATE CONTRACT. ALL CABLES ARE TO BE FURNISHED AND INSTALLED UNDER THIS CONTRACT.
- NEW ELECTRIC SERVICE TO BE INSTALLED ON EXISTING UTILITY POLE. CONDUIT UP THE POLE, WEATHERHEAD, AND COILED CABLE TO BE PROVIDED ACCORDING TO UTILITY COMPANY REQUIREMENTS.
- TYPE III SIGN TRUSS TO BE FURNISHED AND INSTALLED AT STATION NUMBER 1476+25 BY OTHERS IN CONTRACT NUMBER 62302.
- SEE DRAWING DT-03 FOR SIGN INSTALLATION DETAILS.
- SIGN CONTROLLER MOUNTED IN SIGN HOUSING. SEE DRAWING COMM-33 FOR FIBER OPTIC CONDUIT AND CABLE CONNECTIONS TO THE CONTROLLER.
- SEE DRAWING DT-06 FOR UPS EQUIPMENT DETAILS. SEE DRAWING DT-36 FOR CABINET DETAILS. WALL BUMP-OUT AND ANCHOR BOLTS TO BE PROVIDED BY OTHERS UNDER CONTRACT NUMBER 62303.
- SEE DRAWING DT-01 FOR DUCT INSTALLATION DETAILS IN MEDIAN WALL.
- COORDINATE INSTALLATION OF ALL ITEMS SHOWN ON THIS SHEET WITH CONTRACT NUMBERS 62586, 62814, 62302, AND 62303.
- NEW METER PEDESTAL TO BE FURNISHED AT APPROXIMATE LOCATION SHOWN ON THIS DRAWING SUCH THAT METER CAN BE READ FROM THE FRONTAGE ROAD. FINAL LOCATION TO BE APPROVED BY THE ENGINEER. SEE DRAWING DT-06A FOR METER PEDESTAL DETAILS.
- TYPE III SIGN TRUSS TO BE FURNISHED AND INSTALLED AT STATION NUMBER 3475+90 BY OTHERS IN CONTRACT NUMBER 62303.
- TEMPORARY LEASED COMMUNICATION LINE CONNECTION TO BE INSTALLED FOR TEMPORARY COMMUNICATION BETWEEN THE SIGN AND IDOT TRAFFIC SYSTEMS CENTER. UTILIZE SPARE CONDUIT SYSTEM BETWEEN HH3307 AND UTILITY POLE TO INSTALL (1) 6/C #19 TELEPHONE CABLE FOR THIS TEMPORARY CONNECTION. CABLES TO BE REMOVED AFTER PERMANENT INSTALLATION IS COMPLETE.
- POWER CABLES FOR TEMPORARY POWER FEED TO BE INSTALLED AS SHOWN BETWEEN UTILITY POLE AND METER PEDESTAL; AND (1) 3/C #2 & 1/C #6 GND BETWEEN METER PEDESTAL AND HH3307. ONCE PERMANENT CABINET INSTALLATION IS COMPLETED, CABLES ARE TO BE PULLED BACK TO METER PEDESTAL AND REMOVED. PERMANENT CABLES ARE TO BE INSTALLED WITH SIZES AS INDICATED ON THE PLANS.
- SIGN MAY BE OUT OF SERVICE FOR A MAXIMUM OF 48 HOURS TO FACILITATE CHANGE FROM TEMPORARY TO PERMANENT CONNECTIONS.
- AERIAL CABLES AND WOOD POLES TO BE REMOVED ONCE PERMANENT INSTALLATION IS COMPLETE.



WIRING DIAGRAM, DMS-31L AND DMS-31E

STA. 1482+50

STA. 1471+00



DMS-05

REVISIONS		
REVISION	NAME	DATE

ILLINOIS DEPARTMENT OF TRANSPORTATION
F.A.I. 90/94 (DAN RYAN EXPRESSWAY)
31st STREET TO I-57

**DYNAMIC MESSAGE SIGN
SB GARFIELD BLVD. SITE LAYOUT
SIGNS DMS-31L & DMS-31E**

SCALE: 1"=50' DRAWN BY: HAR
DATE: October 29, 2004 CHECKED BY: BMW

02/10/2005 05:00:24 PM