

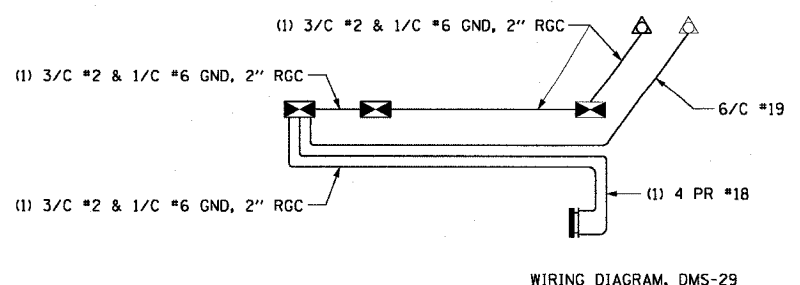
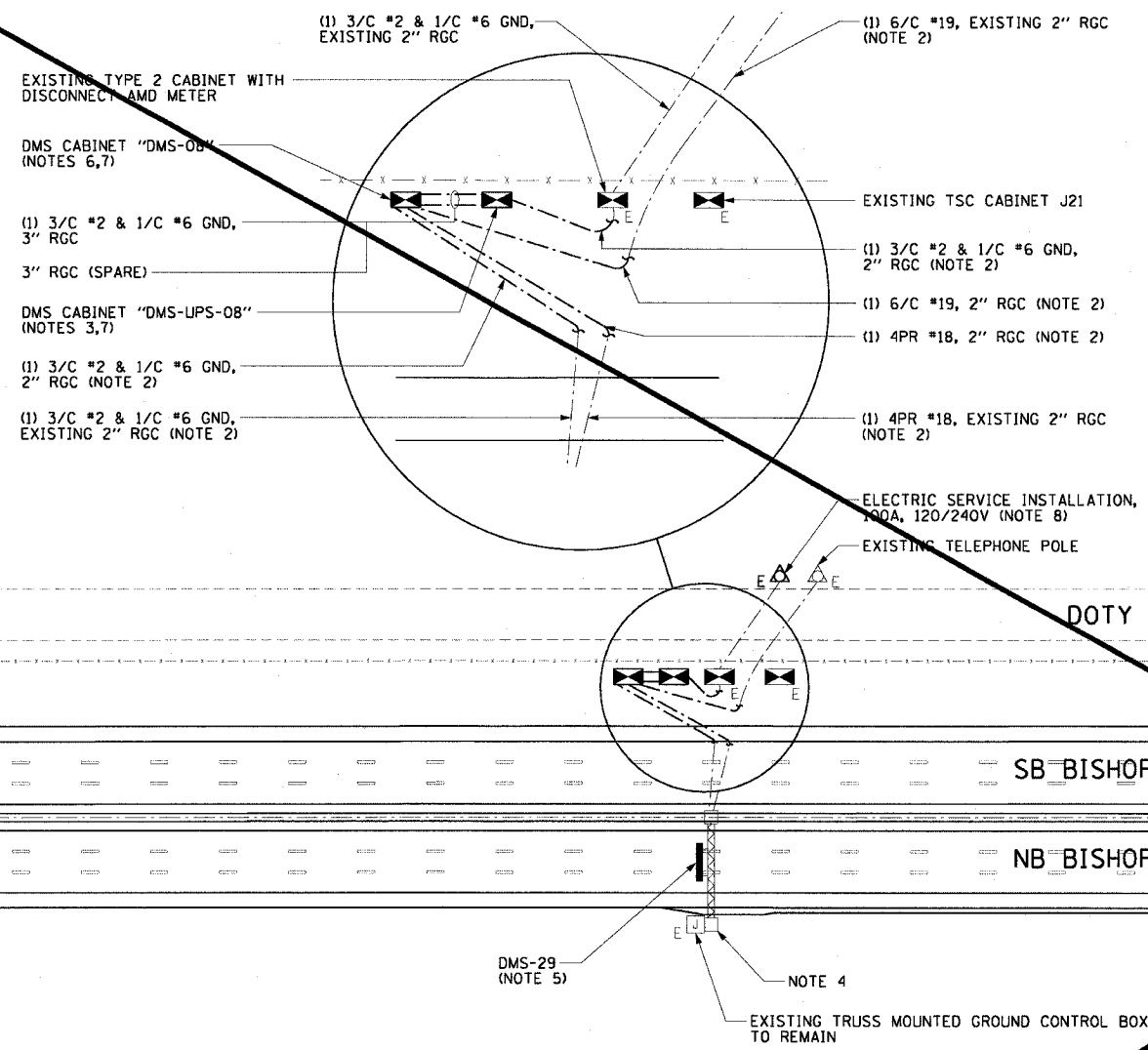
F.A.I. RTE.	SECTION	COUNTY	TOTAL SHEETS	SHEET NO.
90/94	2003-0311	COOK	976	668
STA.	TO STA.			
FED. ROAD DIST. NO. 1	ILLINOIS	FED. AID PROJECT		

62583

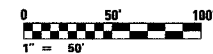


**NOTES:**

- SEE DRAWINGS ME-01 AND ME-02 FOR ELECTRICAL SYMBOLS AND ABBREVIATIONS.
- EXISTING CONDUITS ARE TO BE REUSED. NEW CONDUITS TO BE INSTALLED WHERE SHOWN AND SPLICED INTO EXISTING CONDUITS. ONE SECTION OF EXISTING RGC MUST BE REMOVED AND NEW CONDUIT CONNECTIONS MADE AT THE EXISTING THREADED ENDS OF CONDUITS TO ENSURE PROPER INTEGRITY OF THE RACEWAY. ALL CABLE IN SPLICED CONDUITS MUST BE REMOVED TO NEAREST CABINET, SIGN, OR SERVICE POLE AND NEW CABLE INSTALLED. SPLICING OF EXISTING CONDUITS TO NEW CONDUITS SHALL BE CONSIDERED INCIDENTAL TO THE INSTALLATION OF CONDUIT.
- SEE DRAWING DT-06 FOR UPS EQUIPMENT DETAILS. SEE DRAWINGS DT-36 AND DT-47 FOR CABINET AND FOUNDATION DETAILS.
- EXISTING SIGN TRUSS TO BE REUSED. EXISTING DMS HOUSING AND CABINET TO BE REMOVED. EXISTING DMS AND CABINET COMPONENTS TO BE REMOVED AND SALVAGED.
- NEW DMS INSTALLED ON EXISTING TRUSS. SEE DRAWING DT-03 FOR SIGN INSTALLATION DETAILS.
- SEE DRAWING DT-05 FOR CONTROLLER EQUIPMENT DETAILS. SEE DRAWING DT-36 AND DT-47 FOR CABINET AND FOUNDATION DETAILS. EXISTING LEASED COMMUNICATION LINE CONNECTION AND MODEM TO BE REUSED. MODEM TO BE INSTALLED IN CONTROL CABINET.
- CABINETS SHALL BE INSTALLED APPROXIMATELY 100 FEET AHEAD OF DMS.
- NEW ELECTRIC SERVICE TO BE INSTALLED ON EXISTING UTILITY POLE. SEE DRAWING ESD-01 FOR ELECTRIC SERVICE INSTALLATION DETAILS.



WIRING DIAGRAM, DMS-29



REVISIONS	
NAME	DATE
REMOVED	1/21/05

ILLINOIS DEPARTMENT OF TRANSPORTATION  
 F.A.I. 90/94 (DAN RYAN EXPRESSWAY)  
 31st STREET TO I-57  
 DYNAMIC MESSAGE SIGN  
 NB BISHOP FORD/119TH ST SITE LAYOUT  
 SIGN DMS-29  
 SCALE: 1" = 50'  
 DATE: October 29, 2004  
 DRAWN BY: JAR  
 CHECKED BY: BMW

DMS-89

02/21/2005 02:16:41 PM