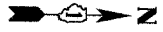



|   |           |                    |              |           |
|---|-----------|--------------------|--------------|-----------|
| F.A.I. RTE.                                     | SECTION   | COUNTY             | TOTAL SHEETS | SHEET NO. |
| 90/94   | 2003-0311 | COOK               | 976          | 696       |
| STA. 1518+00.00                                 |           | TO STA. 1530+50.00 |              |           |
| FED. ROAD DIST. NO. 1 ILLINOIS FED. AID PROJECT |           |                    |              |           |




62583



- NOTES:**
1. SEE DRAWINGS ME-01 AND ME-02 FOR ELECTRICAL SYMBOLS AND ABBREVIATIONS.
  2. SEE DRAWING COMM-37 FOR CCTV COMMUNICATIONS SYSTEM CONDUIT AND CABLE LAYOUT.
  3. THIS SHEET ONLY DEPICTS INSTALLATION OF CLOSED CIRCUIT TELEVISION SYSTEM. LIGHTING SYSTEM IS SHOWN FOR INFORMATION ONLY AND SHOULD BE INSTALLED AS SHOWN ON THE LIGHTING PLANS.

THIS SHEET PROVIDED FOR REFERENCE ONLY  
ALL CCTV WORK TO BE DONE UNDER A  
SEPARATE CONTRACT (62733)



CCTV-24

| REVISIONS |      |
|-----------|------|
| NAME      | DATE |
|           |      |
|           |      |
|           |      |
|           |      |
|           |      |
|           |      |
|           |      |
|           |      |
|           |      |
|           |      |

ILLINOIS DEPARTMENT OF TRANSPORTATION  
F.A.I. 90/94 (DAN RYAN EXPRESSWAY)  
31st STREET TO I-57  
CLOSED CIRCUIT TELEVISION  
SITE LAYOUT  
CAMERA DR-5A

SCALE: 1"=50'  
DATE: October 29, 2004  
DRAWN BY: HAR  
CHECKED BY: BMW



10/15/2004 08:44:27 AM