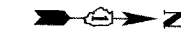
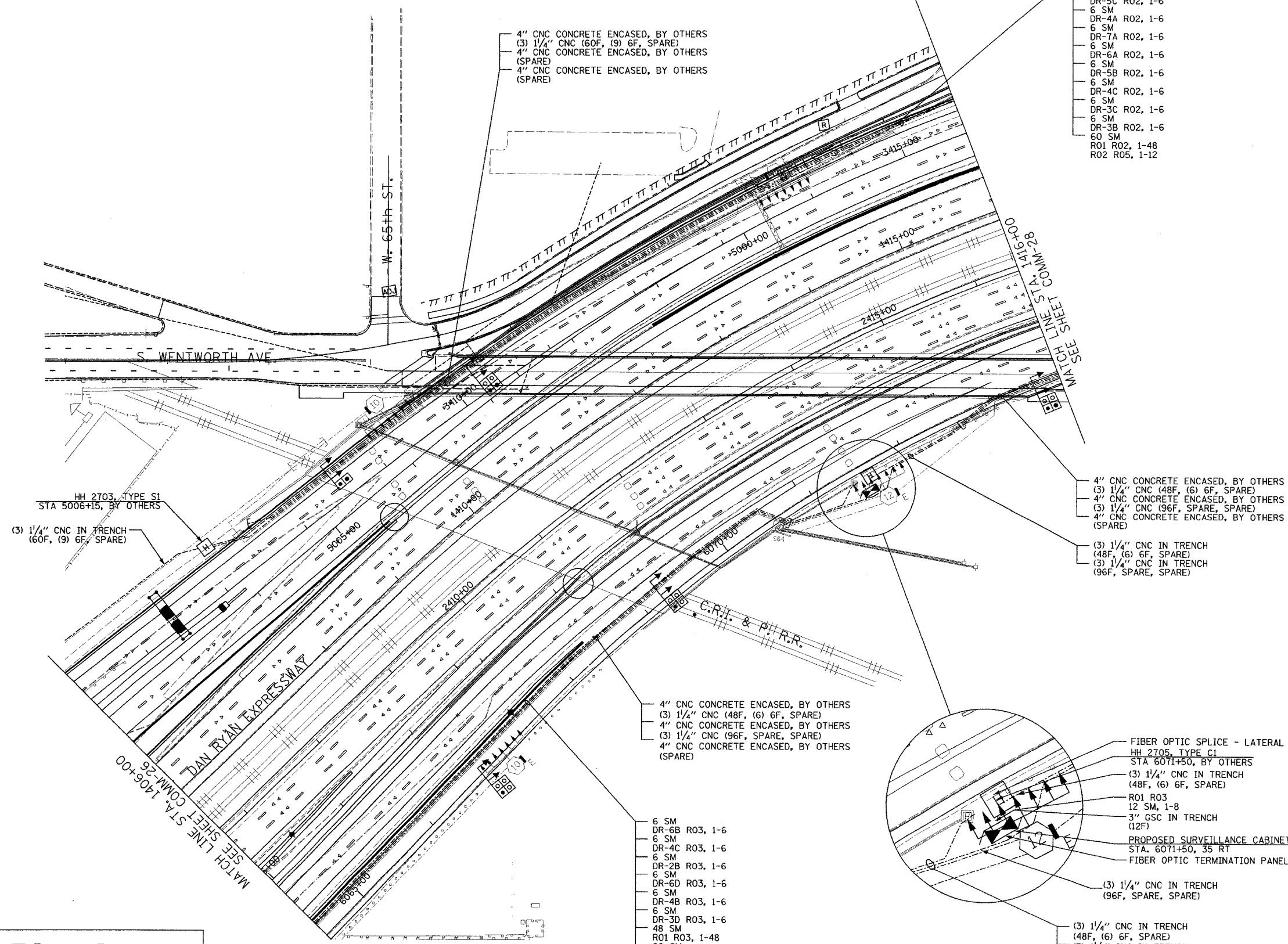


SECTION	COUNTY	TOTAL SHEETS	SHEET NO.
2003-03II	COOK	976	743
STA. 1406+00 TO STA. 1416+00			
FED. ROAD DIST. NO.	ILLINOIS FED. AID PROJECT		
62583			



- 6 SM
- DR-7C R02, 1-6
- 6 SM
- DR-5C R02, 1-6
- 6 SM
- DR-4A R02, 1-6
- 6 SM
- DR-7A R02, 1-6
- 6 SM
- DR-6A R02, 1-6
- 6 SM
- DR-5B R02, 1-6
- 6 SM
- DR-4C R02, 1-6
- 6 SM
- DR-3C R02, 1-6
- 6 SM
- DR-3B R02, 1-6
- 60 SM
- R01 R02, 1-48
- R02 R05, 1-12

- NOTES:
- SEE DRAWING ME-01 AND ME-02 FOR ELECTRICAL SYSTEMS AND ABBREVIATIONS.
 - UNLESS OTHERWISE STATED, ALL NOTED CABLE AND CONDUIT TO BE FURNISHED AND INSTALLED UNDER THIS CONTRACT.
 - TRENCHED CONDUITS INSTALLED IN PARALLEL ARE TO BE INSTALLED IN COMMON TRENCH.
 - THIS SHEET ONLY DEPICTS INSTALLATION OF COMMUNICATIONS ELEMENTS. REFER TO SHEETS FOR OTHER SUBSYSTEMS FOR ADDITIONAL ELEMENTS IN THE AREA SHOWN.
 - CONTRACTOR TO ROD AND CLEAN EXISTING CONDUITS PRIOR TO INSTALLING AND PULLING INNERDUCTS AND CABLES IN CONDUITS.
 - COMMUNICATIONS CONDUIT SHALL NOT BE INSTALLED IN ELECTRIC HANDHOLES (SEE DETAIL SHEET DT-45).
 - FOR HANDHOLE DETAILS, SEE SHEET DT-44 AND DT-46.



4" CNC CONCRETE ENCASED, BY OTHERS
 (3) 1/4" CNC (60F, (9) 6F, SPARE)
 4" CNC CONCRETE ENCASED, BY OTHERS
 (SPARE)
 4" CNC CONCRETE ENCASED, BY OTHERS
 (SPARE)

4" CNC CONCRETE ENCASED, BY OTHERS
 (3) 1/4" CNC (48F, (6) 6F, SPARE)
 4" CNC CONCRETE ENCASED, BY OTHERS
 (3) 1/4" CNC (96F, SPARE, SPARE)
 4" CNC CONCRETE ENCASED, BY OTHERS
 (SPARE)

(3) 1/4" CNC IN TRENCH
 (48F, (6) 6F, SPARE)
 (3) 1/4" CNC IN TRENCH
 (96F, SPARE, SPARE)

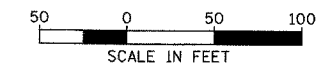
4" CNC CONCRETE ENCASED, BY OTHERS
 (3) 1/4" CNC (48F, (6) 6F, SPARE)
 4" CNC CONCRETE ENCASED, BY OTHERS
 (3) 1/4" CNC (96F, SPARE, SPARE)
 4" CNC CONCRETE ENCASED, BY OTHERS
 (SPARE)

- 6 SM
- DR-6B R03, 1-6
- 6 SM
- DR-4C R03, 1-6
- 6 SM
- DR-2B R03, 1-6
- 6 SM
- DR-6D R03, 1-6
- 6 SM
- DR-4B R03, 1-6
- 6 SM
- DR-3D R03, 1-6
- 48 SM
- R01 R03, 1-48
- 96 SM
- R01 R03, 1-96

FIBER OPTIC SPLICE - LATERAL
 HH 2705, TYPE C1
 STA 6071+50, BY OTHERS
 (3) 1/4" CNC IN TRENCH
 (48F, (6) 6F, SPARE)
 R01 R03
 12 SM, 1-8
 3" GSC IN TRENCH
 (12F)
 PROPOSED SURVEILLANCE CABINET 48
 STA. 6071+50, 35 RT
 FIBER OPTIC TERMINATION PANEL, 12F

(3) 1/4" CNC IN TRENCH
 (96F, SPARE, SPARE)

(3) 1/4" CNC IN TRENCH
 (48F, (6) 6F, SPARE)
 (3) 1/4" CNC IN TRENCH
 (96F, SPARE, SPARE)



COMM-27

REVISIONS	
NAME	DATE

ILLINOIS DEPARTMENT OF TRANSPORTATION
 F.A.I. 94/90 (DAN RYAN EXPRESSWAY)
 31st STREET TO I-57
 COMMUNICATIONS BACKBONE CONDUIT
 AND CABLE LAYOUT
 PROPOSED IMPROVEMENTS 2007

SCALE: 1"=50'
 DATE: October 29, 2004
 DRAWN BY: BHP
 CHECKED BY: BMW

**Edwards
 AND Kelcey**
 ONE NORTH FRANKLIN
 CHICAGO, IL 60606
 PHONE: (312) 251-3000
 FAX: (312) 251-3015
 WEB: WWW.EKCORP.COM

10/14/2004 04:05 PM