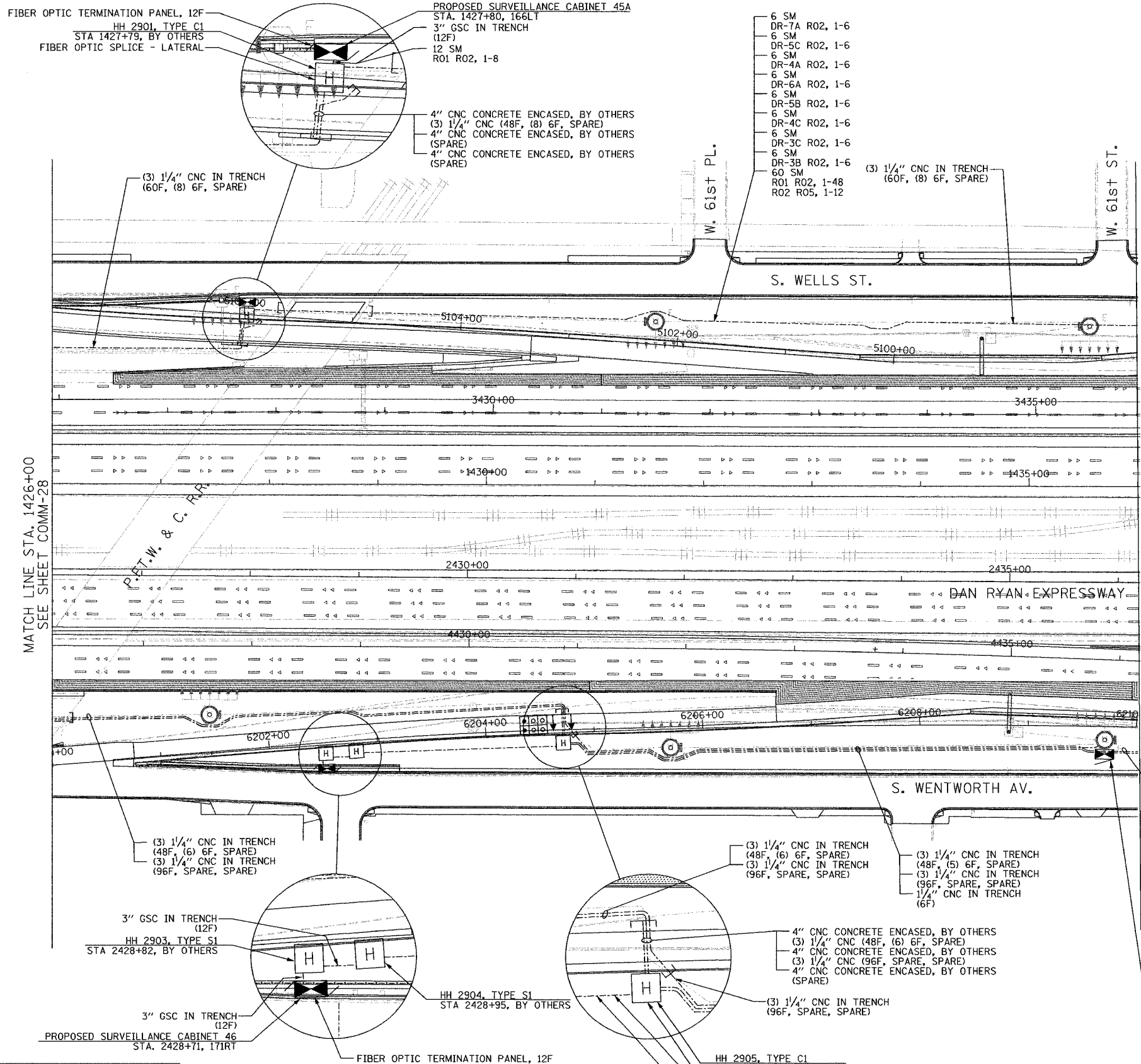
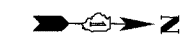


SECTION	COUNTY	TOTAL SHEETS	SHEET NO.
2003-031I	COOK	976	795
STA. 1426+00 TO STA. 1436+00			
FED. ROAD DIST. NO.	ILLINOIS	FED. AID PROJECT	
62583			

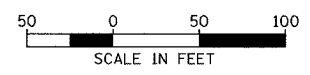


- 6 SM DR-7A R02, 1-6
- 6 SM DR-5C R02, 1-6
- 6 SM DR-4A R02, 1-6
- 6 SM DR-6A R02, 1-6
- 6 SM DR-5B R02, 1-6
- 6 SM DR-4C R02, 1-6
- 6 SM DR-3C R02, 1-6
- 6 SM DR-3B R02, 1-6
- 60 SM R01 R02, 1-48
- R02 R05, 1-12

- 6 SM DR-6B R03, 1-6
- 6 SM DR-4C R03, 1-6
- 6 SM DR-2B R03, 1-6
- 6 SM DR-4B R03, 1-6
- 6 SM DR-3D R03, 1-6
- 48 SM R01 R03, 1-48
- 96 SM R01 R03, 1-96

NOTES:

1. SEE DRAWING ME-01 AND ME-02 FOR ELECTRICAL SYSTEMS AND ABBREVIATIONS.
2. UNLESS OTHERWISE STATED, ALL NOTED CABLE AND CONDUIT TO BE FURNISHED AND INSTALLED UNDER THIS CONTRACT.
3. TRENCHED CONDUITS INSTALLED IN PARALLEL ARE TO BE INSTALLED IN COMMON TRENCH.
4. THIS SHEET ONLY DEPICTS INSTALLATION OF COMMUNICATIONS ELEMENTS. REFER TO SHEETS FOR OTHER SUBSYSTEMS FOR ADDITIONAL ELEMENTS IN THE AREA SHOWN.
5. CONTRACTOR TO ROD AND CLEAN EXISTING CONDUITS PRIOR TO INSTALLING AND PULLING INNERDUCTS AND CABLES IN CONDUITS.
6. COMMUNICATIONS CONDUIT SHALL NOT BE INSTALLED IN ELECTRIC HANDHOLES (SEE DETAIL SHEET DT-45).
7. FOR HANDHOLE DETAILS, SEE SHEET DT-44 AND DT-46.



COMM-29

REVISIONS	
NAME	DATE

ILLINOIS DEPARTMENT OF TRANSPORTATION
 F.A.I. 94/90 (DAN RYAN EXPRESSWAY)
 31st STREET to I-57
 COMMUNICATIONS BACKBONE CONDUIT
 AND CABLE LAYOUT
 SCALE: 1"=50'
 DATE: October 29, 2004
 DRAWN BY: DHI
 CHECKED BY: MJL

Edwards AND Kelcey
 ONE NORTH FRANKLIN
 CHICAGO, IL 60606
 PHONE: (312) 251-3000
 FAX: (312) 251-3015
 WEB: WWW.EKCORP.COM

11/23/2004 16:34:46 AM