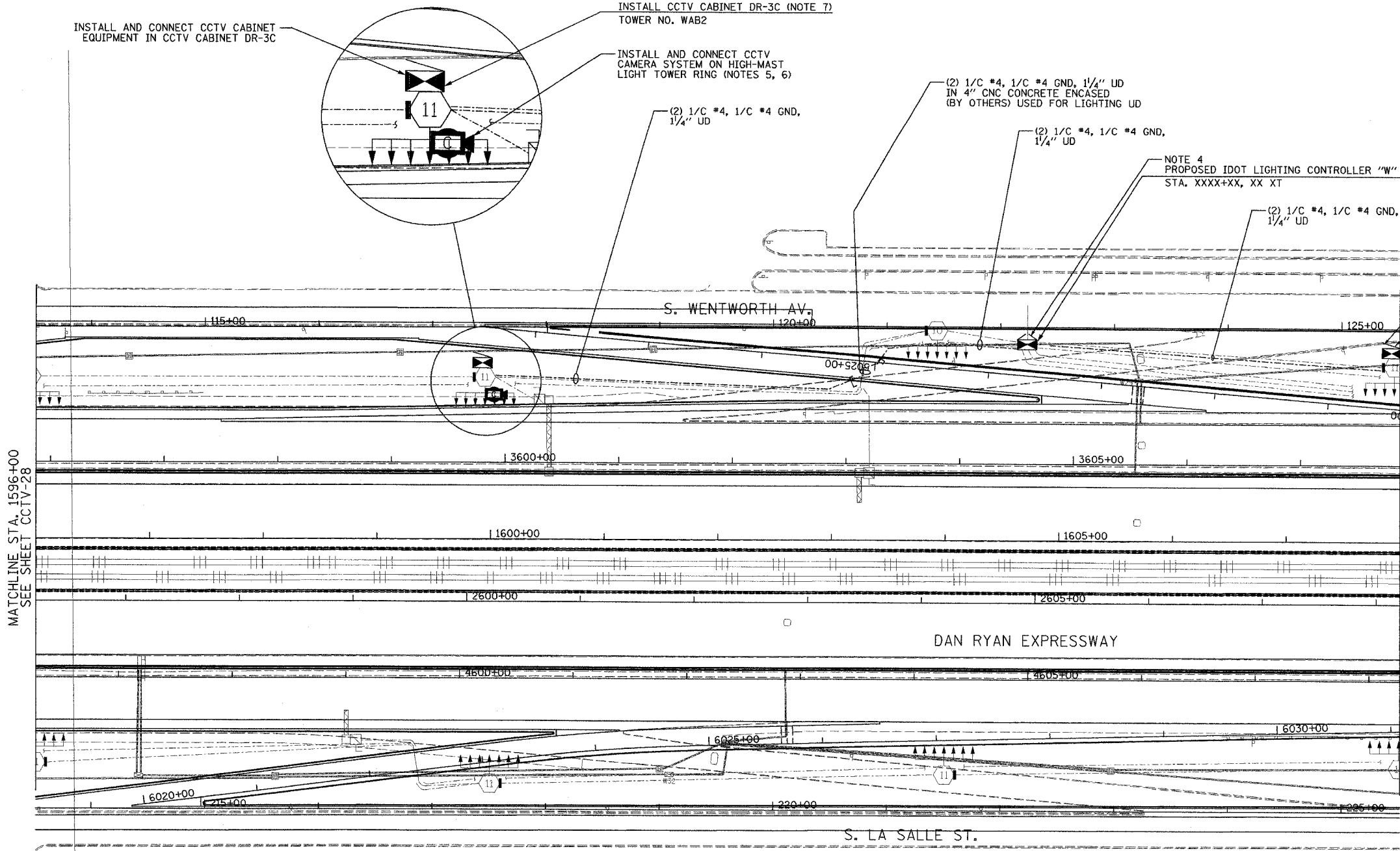



SECTION	COUNTY	TOTAL SHEETS	SHEET NO.
2003-0311	COOK	976	701
STA. 1596+00 TO STA. 1608+00			
FED. ROAD DIST. NO.	ILLINOIS	FED. AID PROJECT	
62583			



INSTALL CCTV CABINET DR-3B (NOTE 7)
TOWER NO. WCD1
FUTURE CCTV CAMERA
LOCATION (NOTES 6, 8)

- NOTES:
- SEE DRAWINGS ME-01 AND ME-02 FOR ELECTRICAL SYMBOLS AND ABBREVIATIONS.
 - UNLESS OTHERWISE STATED, ALL NOTED CABLE AND CONDUIT TO BE FURNISHED AND INSTALLED UNDER THIS CONTRACT.
 - THIS SHEET ONLY DEPICTS INSTALLATION OF CLOSED CIRCUIT TELEVISION ELEMENTS. SEE LIGHTING PLANS FOR LIGHTING ELEMENT INSTALLATION.
 - CONTRACTOR SHALL CONNECT CAMERA POWER FEED TO THE AUXILIARY BREAKER IN THE LIGHTING CONTROLLER CABINET AS SHOWN ON DRAWING ME-19.
 - SUPPORT ARM OF THE CCTV DOME CAMERA SHALL BE INSTALLED ON THE EXPRESSWAY SIDE OF THE HIGH-MAST LIGHT TOWER RING AS SHOWN ON DETAIL DRAWING DT-17. THE ARM SHALL BE PERPENDICULAR TO BOTH THE HIGH-MAST LIGHTING RING AND THE CENTERLINE OF THE EXPRESSWAY OR AS DIRECTED BY THE ENGINEER.
 - SEE DRAWING COMM-44 FOR CCTV COMMUNICATIONS SYSTEM CONDUIT AND CABLE LAYOUT.
 - SEE DRAWING DT-17 FOR CCTV CABINET MOUNTING DETAILS ON A HIGH-MAST LIGHT TOWER.
 - CONTRACTOR SHALL COIL A MINIMUM OF 20 FEET OF 120-VOLT POWER CABLE AT THE BASE OF THE LIGHT TOWER FOR FUTURE CCTV CAMERA.



CCTV-29


REVISIONS	
NAME	DATE

ILLINOIS DEPARTMENT OF TRANSPORTATION
F.A.I. 94/90 (DAN RYAN EXPRESSWAY)
31st STREET to I-57
CLOSED CIRCUIT TELEVISION
SITE LAYOUT
CAMERA DR-3C, DR-3B
SCALE: 1"=50'
DATE: October 29, 2004
DRAWN BY: DHI
CHECKED BY: MJL

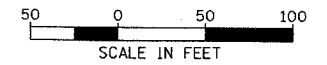
**Edwards
AND
Kelcey**
ONE NORTH FRANKLIN
CHICAGO, IL 60606
PHONE: (312) 251-3000
FAX: (312) 251-3015
WEB: WWW.EKCORP.COM

10/14/2004 09:23:36 AM

SECTION	COUNTY	TOTAL SHEETS	SHEET NO.
2003-0311	COOK	976	702
STA. 1608+00 TO STA. 1620+00			
FED. ROAD DIST. NO.	ILLINOIS	FED. AID PROJECT	
62583			



- NOTES:
- SEE DRAWINGS ME-01 AND ME-02 FOR ELECTRICAL SYMBOLS AND ABBREVIATIONS.
 - UNLESS OTHERWISE STATED, ALL NOTED CABLE AND CONDUIT TO BE FURNISHED AND INSTALLED UNDER THIS CONTRACT.
 - THIS SHEET ONLY DEPICTS INSTALLATION OF CLOSED CIRCUIT TELEVISION ELEMENTS. SEE LIGHTING PLANS FOR LIGHTING ELEMENT INSTALLATION.
 - CONTRACTOR SHALL CONNECT CAMERA POWER FEED TO TERMINAL BLOCK TWO IN THE IDOT CONTROL CABINET 25 AS SHOWN ON DRAWING DT-36.
 - SEE DRAWING COMM-46 FOR CCTV COMMUNICATIONS SYSTEM CONDUIT AND CABLE LAYOUT.



CCTV-30

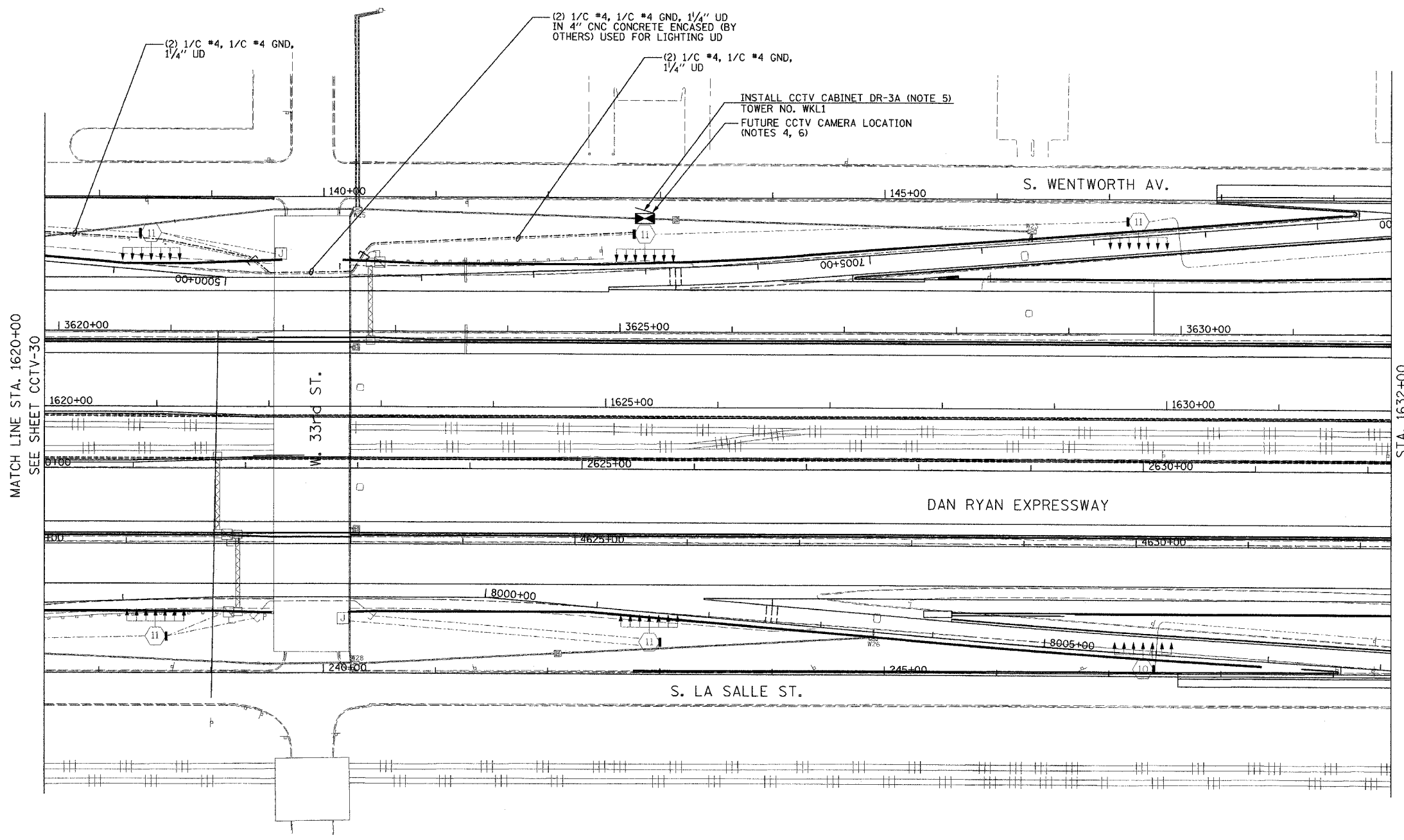
Edwards AND Kelcey
 ONE NORTH FRANKLIN
 CHICAGO, IL 60606
 PHONE: (312) 251-3000
 FAX: (312) 251-3015
 WEB: WWW.EKCORP.COM

REVISIONS	
NAME	DATE

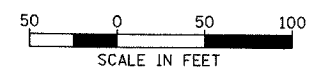
ILLINOIS DEPARTMENT OF TRANSPORTATION
 F.A.I. 94/90 (DAN RYAN EXPRESSWAY)
 31st STREET to I-57
 CLOSED CIRCUIT TELEVISION
 SITE LAYOUT
 CAMERA DR-3A (SHEET 1 OF 2)
 SCALE: 1"=50'
 DATE: October 29, 2004
 DRAWN BY: DHI
 CHECKED BY: MJL

10/14/2004 09:23:37 AM

SECTION	COUNTY	TOTAL SHEETS	SHEET NO.
2003-0311	COOK	976	703
STA. 1620+00 TO STA. 1632+00		ILLINOIS FED. AID PROJECT	
62583			



- NOTES:
- SEE DRAWINGS ME-01 AND ME-02 FOR ELECTRICAL SYMBOLS AND ABBREVIATIONS.
 - UNLESS OTHERWISE STATED, ALL NOTED CABLE AND CONDUIT TO BE FURNISHED AND INSTALLED UNDER THIS CONTRACT.
 - THIS SHEET ONLY DEPICTS INSTALLATION OF CLOSED CIRCUIT TELEVISION ELEMENTS. SEE LIGHTING PLANS FOR LIGHTING ELEMENT INSTALLATION.
 - SEE DRAWING COMM-48 FOR CCTV COMMUNICATIONS SYSTEM CONDUIT AND CABLE LAYOUT.
 - SEE DRAWING DT-17 FOR CCTV CABINET MOUNTING DETAILS ON A HIGH-MAST LIGHT TOWER.
 - CONTRACTOR SHALL COIL A MINIMUM OF 20 FEET OF 120-VOLT POWER CABLE AT THE BASE OF THE LIGHT TOWER FOR FUTURE CCTV CAMERA.



REVISIONS	
NAME	DATE

ILLINOIS DEPARTMENT OF TRANSPORTATION
 F.A.I. 94/90 (DAN RYAN EXPRESSWAY)
 31st STREET TO I-57
 CLOSED CIRCUIT TELEVISION
 SITE LAYOUT
 CAMERA DR-3A (SHEET 2 OF 2)

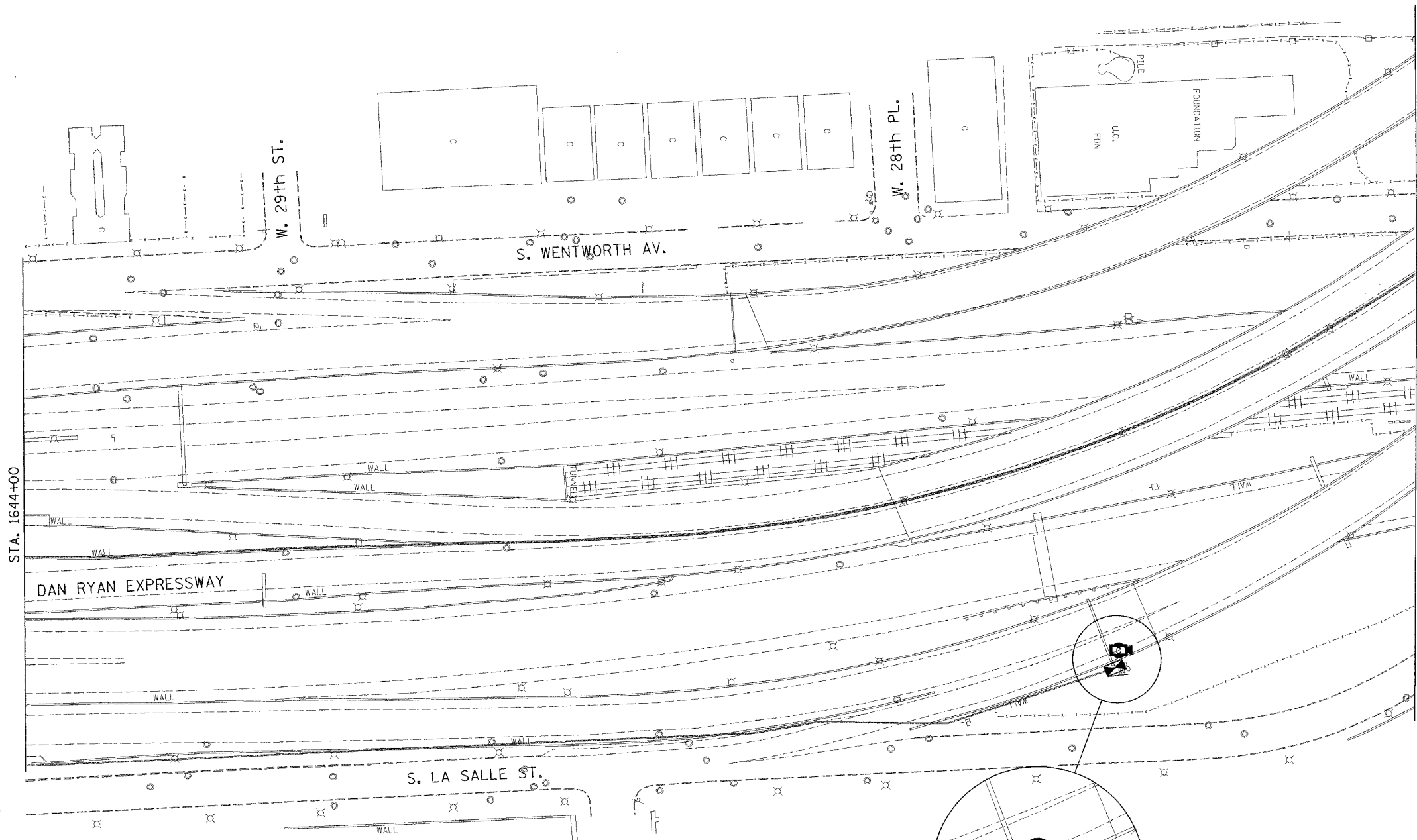
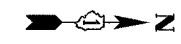
SCALE: 1"=50'
 DATE: October 29, 2004

DRAWN BY: DHI
 CHECKED BY: MJL

Edwards AND Kelcey
 ONE NORTH FRANKLIN
 CHICAGO, IL 60606
 PHONE: (312) 251-3000
 FAX: (312) 251-3015
 WEB: WWW.EKCORP.COM

10/14/2004 09:23:38 AM

SECTION	COUNTY	TOTAL SHEETS	SHEET NO.
2003-0311	COOK	976	709
STA. 1644+00 TO STA.			
FED. ROAD DIST. NO.	ILLINOIS	FED. AID PROJECT	
62583			



- NOTES:**
- SEE DRAWINGS ME-01 AND ME-02 FOR ELECTRICAL SYMBOLS AND ABBREVIATIONS.
 - UNLESS OTHERWISE STATED, ALL NOTED CABLE AND CONDUIT TO BE FURNISHED AND INSTALLED UNDER THIS CONTRACT.
 - THIS SHEET ONLY DEPICTS INSTALLATION OF CLOSED CIRCUIT TELEVISION ELEMENTS.
 - CONTRACTOR SHALL CONNECT CAMERA POWER FEED TO EXISTING IDOT CONTROLLER CABINET X22 AS DIRECTED IN THE SPECIAL PROVISIONS.
 - SUPPORT ARM OF THE CCTV DOME CAMERA SHALL BE INSTALLED ON THE EXPRESSWAY SIDE OF THE EXTENSION POLE. SEE DRAWING DT-16 FOR CCTV CAMERA MOUNTING DETAILS ON SIGN STRUCTURE.
 - SEE DRAWING COMM-50 FOR CCTV COMMUNICATIONS SYSTEM CONDUIT AND CABLE LAYOUT.
 - SEE DRAWING DT-16 FOR CCTV CABINET MOUNTING DETAILS ON SIGN STRUCTURE.

INSTALL AND CONNECT CCTV CAMERA SYSTEM ON EXISTING SIGN STRUCTURE (NOTES 5, 6)

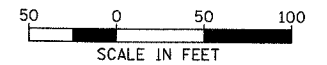
FOR POWER FEED INSTALLATION, SEE NOTE 4

INSTALL AND CONNECT CCTV CABINET EQUIPMENT IN CCTV CABINET DR-2B

INSTALL CCTV CABINET DR-2B ON EXISTING SIGN STRUCTURE (NOTE 7)

(2) 1/C #12, 1/C #12 GND, 1/4" UD IN 2" RGC ATS

(2) 1/C #12, 1/C #12 GND, 1/4" UD



CCTV-32

Edwards AND Kelcey
 ONE NORTH FRANKLIN
 CHICAGO, IL 60606
 PHONE: (312) 251-3000
 FAX: (312) 251-3015
 WEB: WWW.EDKORP.COM

REVISIONS	
NAME	DATE

ILLINOIS DEPARTMENT OF TRANSPORTATION
 F.A.I. 94/90 (DAN RYAN EXPRESSWAY)
 31st STREET TO I-57

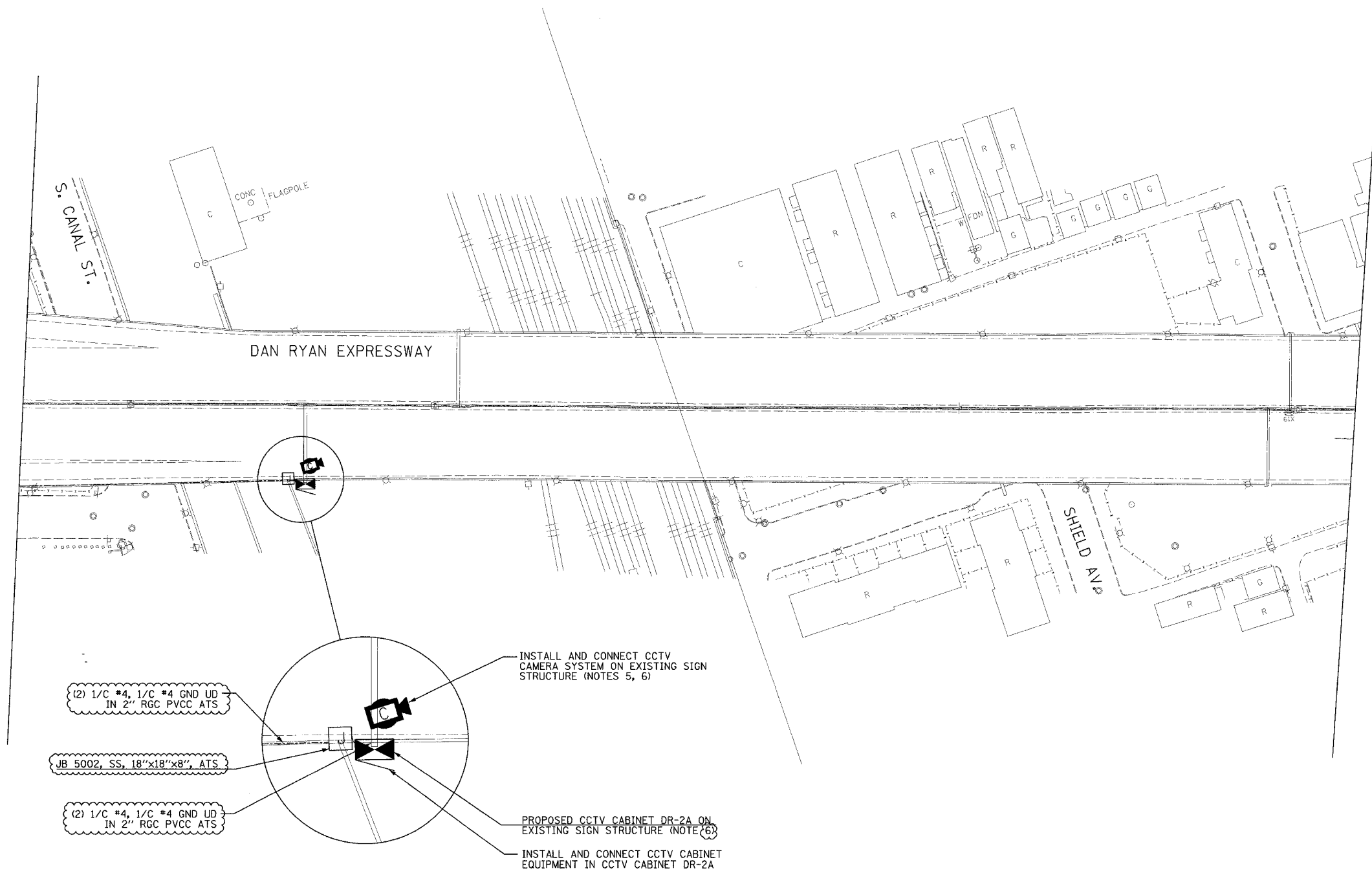
CLOSED CIRCUIT TELEVISION
 SITE LAYOUT
 CAMERA DR-2B

SCALE: 1"=50'
 DATE: October 29, 2004

DRAWN BY: DHI
 CHECKED BY: MJL

P:\0300150.35\150322\150322.dwg 10/14/2004 09:23:40 AM

SECTION	COUNTY	TOTAL SHEETS	SHEET NO.
2003-0311	COOK	976	705
STA. 1644+00 TO STA.			
FED. ROAD DIST. NO.	ILLINOIS	FED. AID PROJECT	
62583			



- NOTES:**
1. SEE DRAWINGS ME-01 AND ME-02 FOR ELECTRICAL SYMBOLS AND ABBREVIATIONS.
 2. UNLESS OTHERWISE STATED, ALL NOTED CABLE AND CONDUIT TO BE FURNISHED AND INSTALLED UNDER THIS CONTRACT.
 3. THIS SHEET ONLY DEPICTS INSTALLATION OF CLOSED CIRCUIT TELEVISION ELEMENTS.
 4. SUPPORT ARM OF THE CCTV DOME CAMERA SHALL BE INSTALLED ON THE EXPRESSWAY SIDE OF THE EXTENSION POLE. SEE DRAWING DT-16 FOR CCTV CAMERA MOUNTING DETAILS ON SIGN STRUCTURE.
 5. SEE DRAWING COMM-50 FOR CCTV COMMUNICATIONS SYSTEM CONDUIT AND CABLE LAYOUT.
 6. SEE DRAWING DT-16 FOR CCTV CABINET MOUNTING DETAILS ON SIGN STRUCTURE.
 7. FOR CONDUIT ATTACHMENT DETAILS, SEE SHEET DT-52.



CCTV-33

REVISIONS	
NAME	DATE
REVISION 1	12/17/04

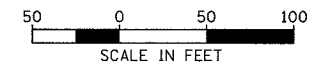
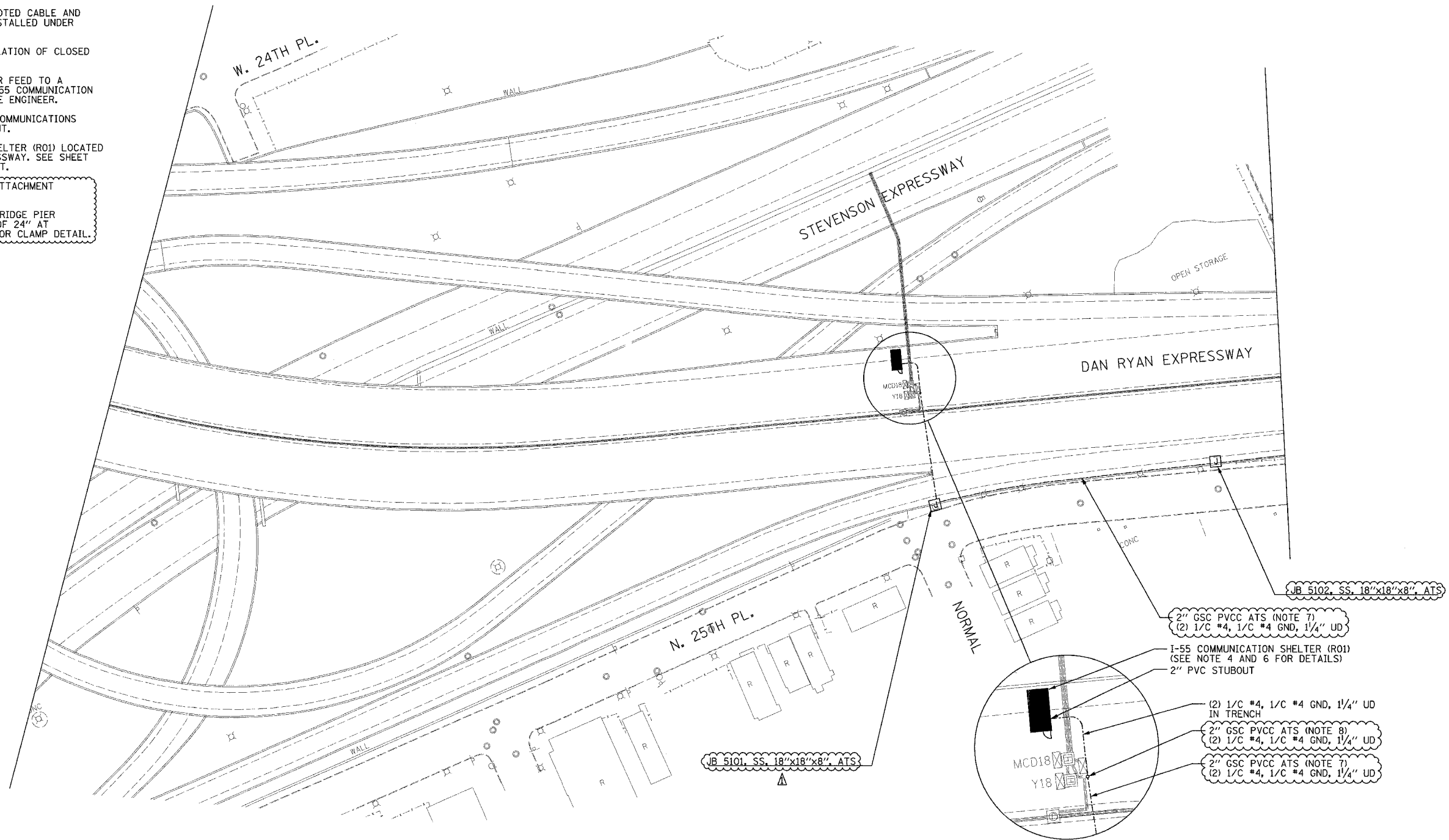
ILLINOIS DEPARTMENT OF TRANSPORTATION
 F.A.I. 94/90 (DAN RYAN EXPRESSWAY)
 31st STREET to I-57
 CLOSED CIRCUIT TELEVISION
 SITE LAYOUT
 CAMERA DR-2A (SHEET 1 OF 2)
 SCALE: 1"=50'
 DATE: October 29, 2004
 DRAWN BY: DHI
 CHECKED BY: MJL

Edwards AND Kelcey
 ONE NORTH FRANKLIN
 CHICAGO, IL 60606
 PHONE: (312) 251-3000
 FAX: (312) 251-3015
 WEB: WWW.EKCORP.COM

12/15/2004 01:46:37 PM

SECTION	COUNTY	TOTAL SHEETS	SHEET NO.
2003-0311	COOK	976	706
STA. 1644+00 TO STA.			
FED. ROAD DIST. NO.	ILLINOIS	FED. AID PROJECT	
62583			

- NOTES:
- 1) SEE DRAWINGS ME-01 AND ME-02 FOR ELECTRICAL SYMBOLS AND ABBREVIATIONS.
 - 2) UNLESS OTHERWISE STATED, ALL NOTED CABLE AND CONDUIT TO BE FURNISHED AND INSTALLED UNDER THIS CONTRACT.
 - 3) THIS SHEET ONLY DEPICTS INSTALLATION OF CLOSED CIRCUIT TELEVISION ELEMENTS.
 - 4) CONTRACTOR SHALL CONNECT POWER FEED TO A SPARE CIRCUIT BREAKER IN THE I-55 COMMUNICATION SHELTER (RO1) AS DIRECTED BY THE ENGINEER.
 - 5) SEE DRAWING COMM-51 FOR CCTV COMMUNICATIONS SYSTEM CONDUIT AND CABLE LAYOUT.
 - 6) PROPOSED I-55 COMMUNICATION SHELTER (RO1) LOCATED AT GRADE UNDER DAN RYAN EXPRESSWAY. SEE SHEET COMM-85 FOR SHELTER SITE LAYOUT.
 - 7) FOR CONDUIT AND JUNCTION BOX ATTACHMENT DETAILS, SEE SHEET DT-52.
 - 8) CONDUIT TO BE INSTALLED DOWN BRIDGE PIER WITH A MINIMUM BENDING RADIUS OF 24" AT EITHER END. SEE DETAIL ME-07C FOR CLAMP DETAIL.



CCTV-34

REVISIONS	
NAME	DATE
REVISION 1	12/17/04

ILLINOIS DEPARTMENT OF TRANSPORTATION
 F.A.I. 94/90 (DAN RYAN EXPRESSWAY)
 31st STREET to I-57
 CLOSED CIRCUIT TELEVISION
 SITE LAYOUT
 CAMERA DR-2A (SHEET 2 OF 2)
 SCALE: 1"=50'
 DATE: October 29, 2004
 DRAWN BY: DHI
 CHECKED BY: MJL

Edwards AND Kelcey
 ONE NORTH FRANKLIN
 CHICAGO, IL 60606
 PHONE: (312) 251-3000
 FAX: (312) 251-3015
 WEB: WWW.EKCORP.COM

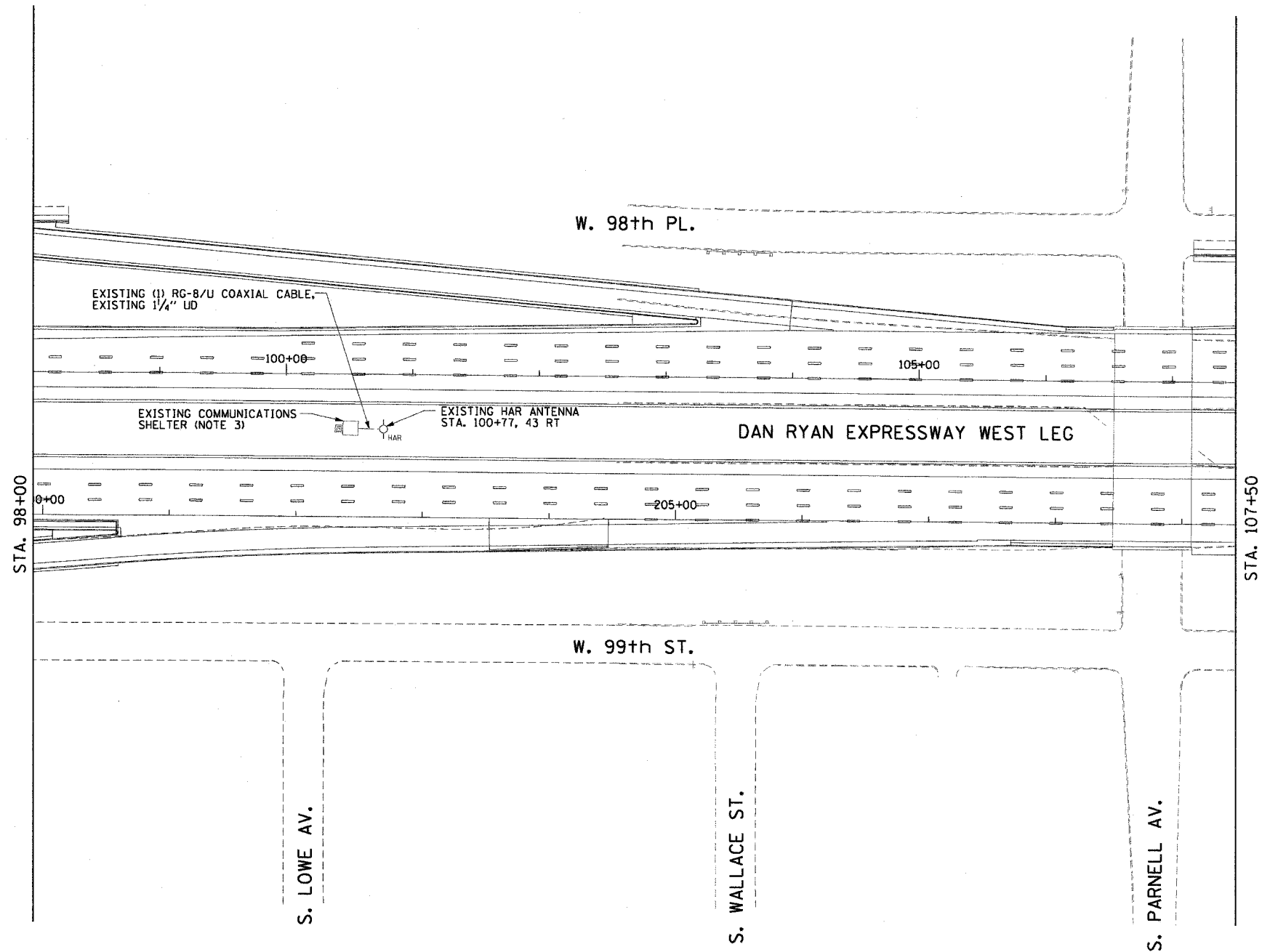
12/15/2004 01:46:38 PM

F.A.I. RTE.	SECTION	COUNTY	TOTAL SHEETS	SHEET NO.
90/94	2003-0311	COOK	976	707
STA. 1524+37		TO STA. 1537+62		
FED. ROAD DIST. NO. 1		ILLINOIS FED. AID PROJECT		

62583

NOTES:

- SEE DRAWINGS ME-01 AND ME-02 FOR ELECTRICAL SYMBOLS AND ABBREVIATIONS.
- SEE DRAWING DT-18 FOR HAR SYSTEM DIAGRAM.
- EXISTING HAR COMMUNICATION IS VIA A DEDICATED LEASED LINE CONNECTION. CONTRACTOR MUST DISCONNECT THE LEASED LINE AND CONNECT THE SYSTEM TO THE FIBER OPTIC TRANSCEIVER ONCE THE FIBER OPTIC CABLES AND SKYWAY HAR HAVE BEEN INSTALLED. SEE DRAWING DT-20 FOR EXISTING EQUIPMENT RACK INSTALLED IN COMMUNICATIONS SHELTER. CONTRACTOR MUST INSTALL ONLY THE FIBER OPTIC AUDIO TRANSMITTER IN THE EXISTING RACK.



HAR-01

REVISIONS	
NAME	DATE

ILLINOIS DEPARTMENT OF TRANSPORTATION
 F.A.I. 90/94 (DAN RYAN EXPRESSWAY)
 31st STREET TO I-57
**HIGHWAY ADVISORY RADIO
 LOWE AVE. SITE LAYOUT
 ANTENNA HAR-01**
 SCALE: 1"=50'
 DATE: October 29, 2004
 DRAWN BY: BHP
 CHECKED BY: BMW

CTE ENGINEERS
 CONSER TOWNSEND ENVIRONMENTAL ENGINEERS, INC.
 303 EAST WACKER DRIVE, SUITE 600
 CHICAGO ILLINOIS 60601-5212, PHONE: (312) 938-0300


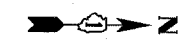
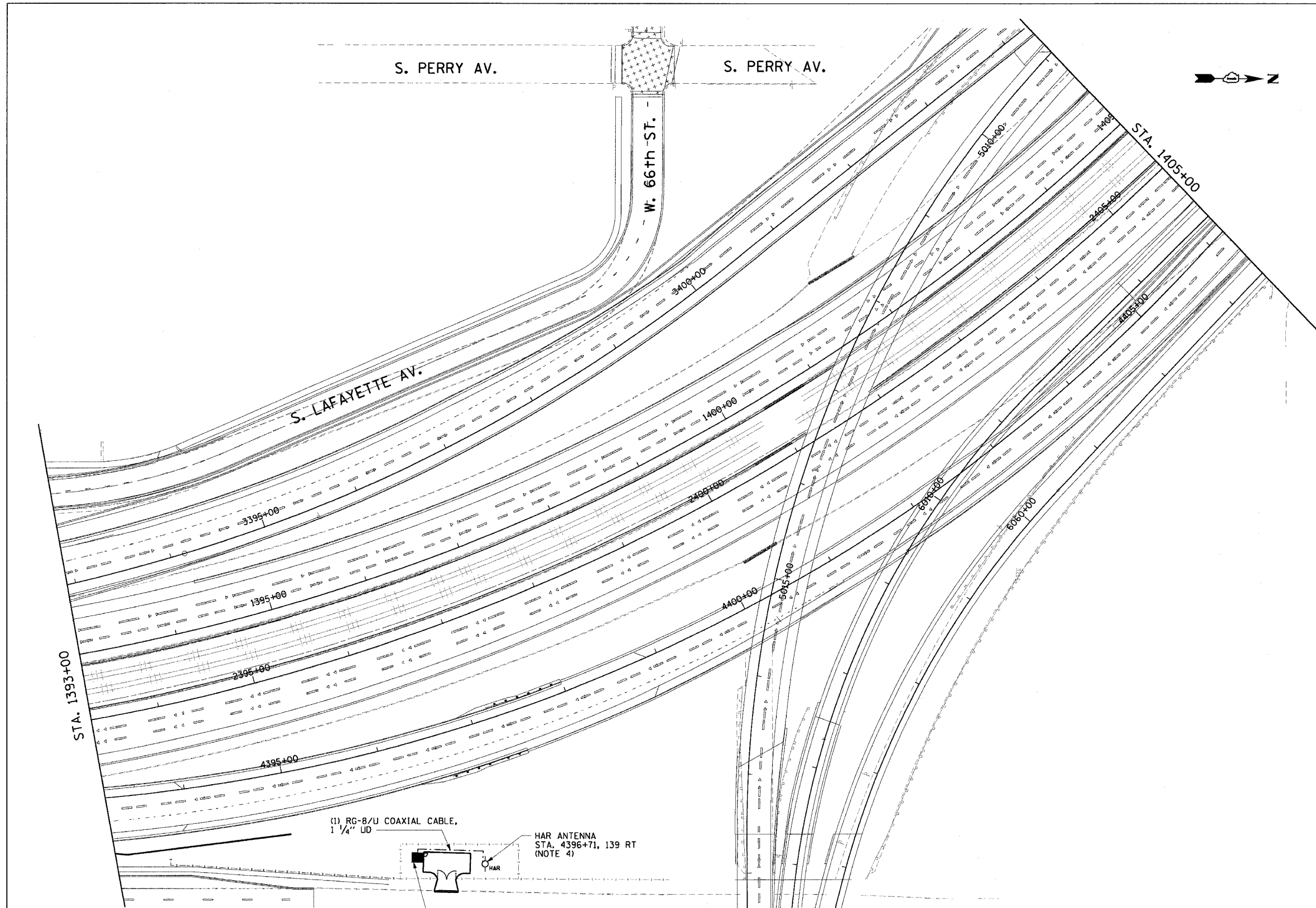
10/15/2004 08:44:51 AM

F.A.I. RTE.	SECTION	COUNTY	TOTAL SHEETS	SHEET NO.
90/94	2003-0311	COOK	976	708
STA. 1524+37	TO STA. 1537+62			
FED. ROAD DIST. NO. 1		ILLINOIS	FED. AID PROJECT	

62583

NOTES:

1. SEE DRAWINGS ME-01 AND ME-02 FOR ELECTRICAL SYMBOLS AND ABBREVIATIONS.
2. SEE DRAWING DT-18 FOR HAR SYSTEM DIAGRAM.
3. ALL ELECTRONICS ASSOCIATED WITH THE HAR MUST BE INSTALLED IN THE COMMUNICATIONS SHELTER. SEE DRAWING DT-20 FOR EQUIPMENT LAYOUT.
4. SEE DRAWING DT-19 FOR HAR ANTENNA AND GROUND SYSTEM INSTALLATION DETAILS.
5. COORDINATE INSTALLATION OF ALL ITEMS SHOWN ON THIS SHEET WITH CONTRACT NUMBER 62590. ALL EQUIPMENT ON THIS SHEET SHOULD BE INSTALLED TO COINCIDE WITH THE COMPLETION OF THE NETWORK CONNECTIONS WITHIN THE COMMUNICATIONS SHELTER.



HAR-02

REVISIONS	
NAME	DATE

ILLINOIS DEPARTMENT OF TRANSPORTATION
 F.A.I. 90/94 (DAN RYAN EXPRESSWAY)
 31st STREET TO I-57
 HIGHWAY ADVISORY RADIO
 NB MARQUETTE RD. SITE LAYOUT
 ANTENNA HAR-02

SCALE: 1"=50'
 DATE: October 29, 2004
 DRAWN BY: HAR
 CHECKED BY: BMW

CTE ENGINEERS
 CONSOER TOWNSEND ENVIRONMENTAL ENGINEERS, INC.
 303 EAST WACKER DRIVE, SUITE 600
 CHICAGO, ILLINOIS 60601-5212, PHONE: (312) 938-0300

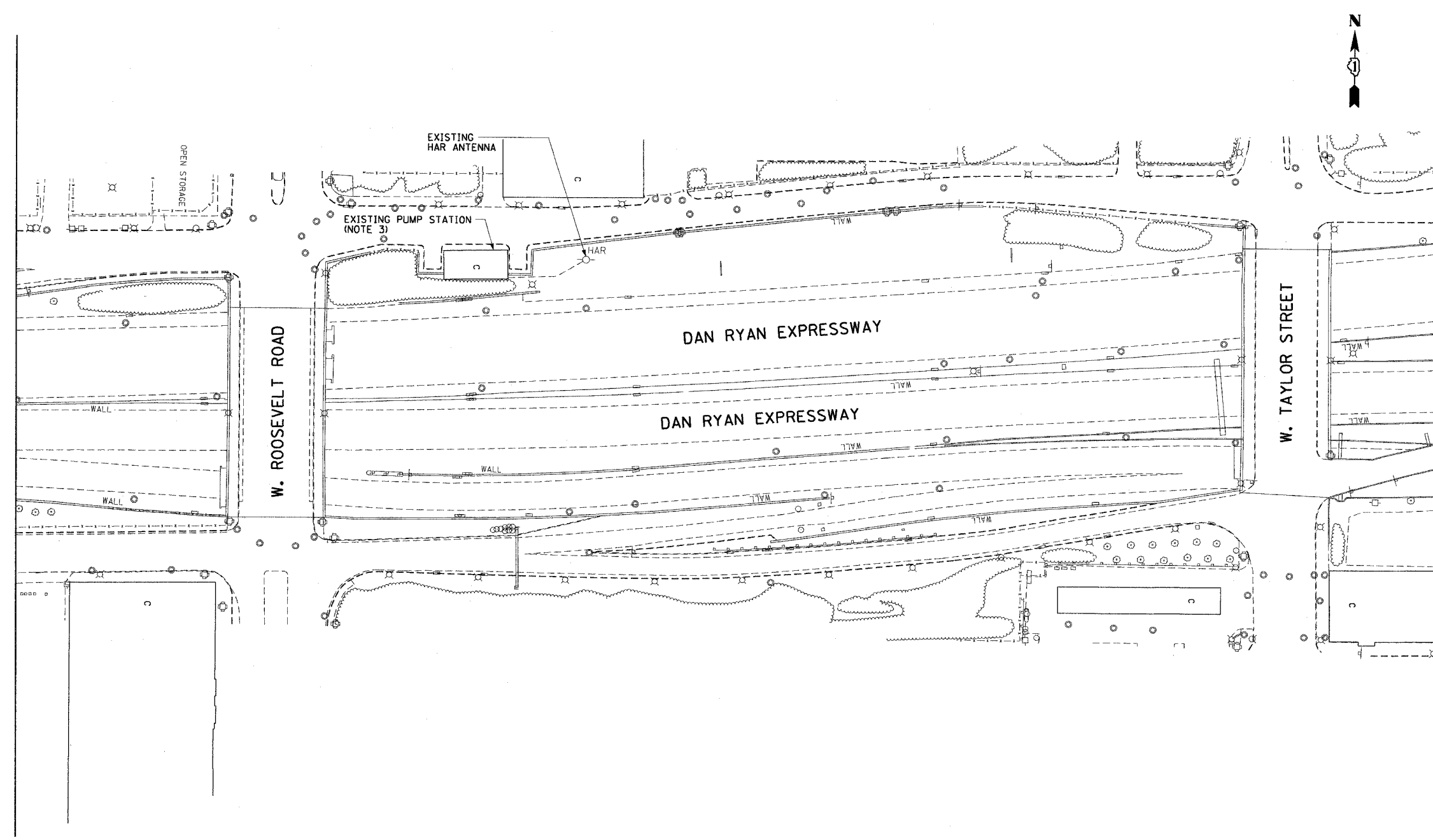
11/23/2004 10:02:35 AM m:\p\40468\c\1019\11\5\3\FAC\contract 2\HAR020022A.dwg

F.A.I. RTE.	SECTION	COUNTY	TOTAL SHEETS	SHEET NO.
90/94	2003-0311	COOK	976	709
STA. 1524+37	TO STA. 1537+62			
FED. ROAD DIST. NO. 1		ILLINOIS	FED. AID PROJECT	

62583

NOTES:

1. SEE DRAWINGS ME-01 AND ME-02 FOR ELECTRICAL SYMBOLS AND ABBREVIATIONS.
2. SEE DRAWING DT-18 FOR HAR SYSTEM DIAGRAM.
3. EXISTING HAR COMMUNICATION IS VIA A DEDICATED LEASED LINE CONNECTION. CONTRACTOR MUST DISCONNECT THE LEASED LINE AND CONNECT THE SYSTEM TO THE FIBER OPTIC TRANSCEIVER ONCE THE FIBER OPTIC CABLES AND SKYWAY HAR HAVE BEEN INSTALLED. SEE DRAWING DT-20 FOR EXISTING EQUIPMENT RACK INSTALLED IN PUMP STATION. CONTRACTOR MUST INSTALL ONLY THE FIBER OPTIC AUDIO TRANSMITTER IN THE EXISTING RACK.



HAR-03

REVISIONS	
NAME	DATE

ILLINOIS DEPARTMENT OF TRANSPORTATION
 F.A.I. 90/94 (DAN RYAN EXPRESSWAY)
 31st STREET TO I-57
 HIGHWAY ADVISORY RADIO
 ROOSEVELT RD. SITE LAYOUT
 ANTENNA HAR-03
 SCALE: 1"=50'
 DATE: October 29, 2004
 DRAWN BY: BHP
 CHECKED BY: BMW

CTE ENGINEERS
 CONSOER TOWNSEND ENVIRONMENTAL ENGINEERS, INC.
 303 EAST WACKER DRIVE, SUITE 600
 CHICAGO ILLINOIS 60601-5202, PHONE: (312) 938-0300

10/15/2004 08:44:56 AM

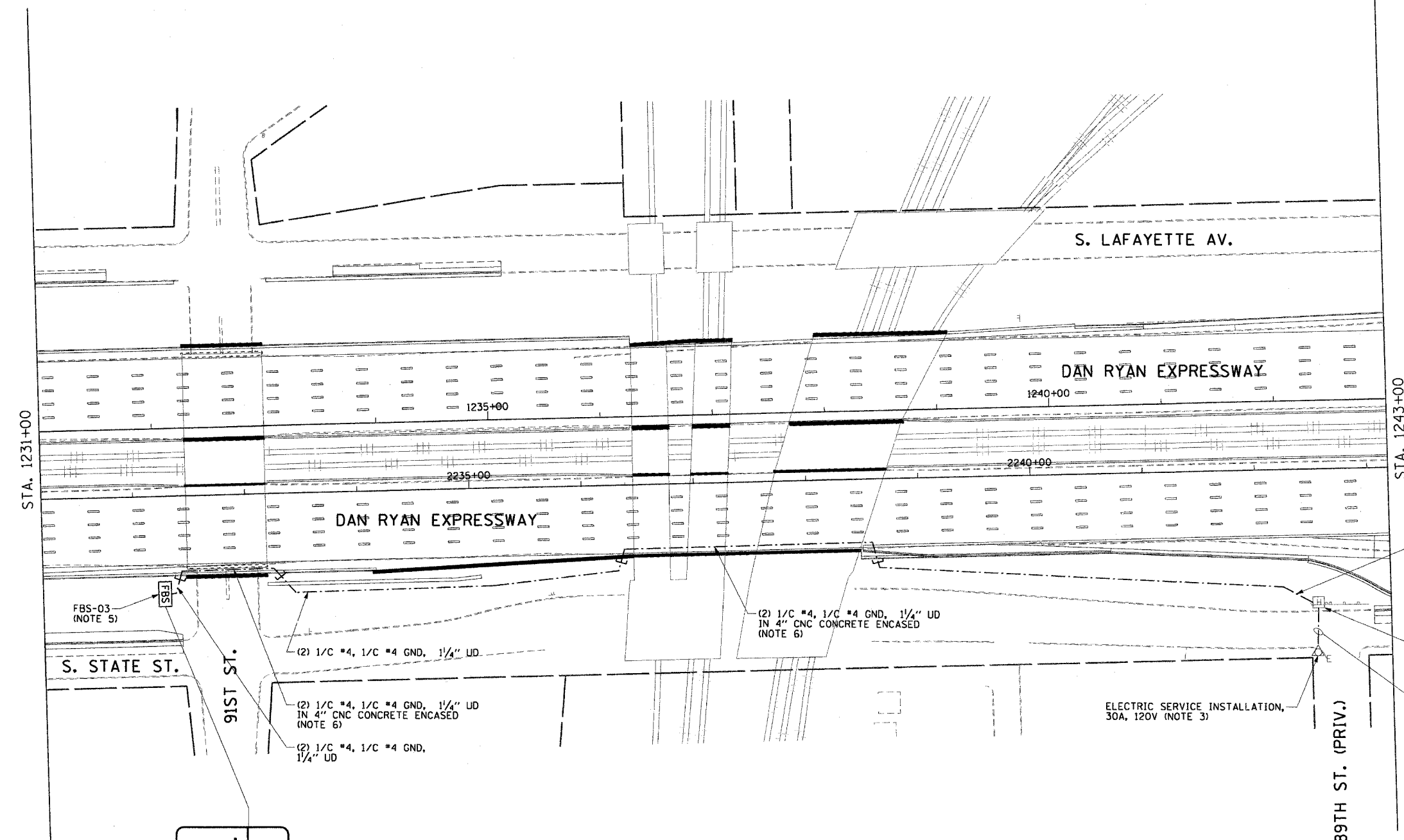
F.A.I. RTE.	SECTION	COUNTY	TOTAL SHEETS	SHEET NO.
90/94	2003-0311	COOK	976	710
STA. 1239+00.00		TO STA. 1251+00.00		
FED. ROAD DIST. NO. 1 ILLINOIS FED. AID PROJECT				

62583



NOTES:

- SEE DRAWINGS ME-01 AND ME-02 FOR ELECTRICAL SYMBOLS AND ABBREVIATIONS.
- HANDHOLE AS SHOWN ON DRAWING DET-12.
- NEW ELECTRIC SERVICE INSTALLATION ON EXISTING UTILITY POLE. SEE DRAWING ESD-02 FOR ELECTRIC SERVICE INSTALLATION DETAILS.
- SEE DRAWING DT-18 FOR HAR SYSTEM DIAGRAM.
- FLASHING BEACON SIGN TO BE GROUND MOUNTED AT STATION NUMBER 2232+35. BORT SEE DRAWING DT-21 FOR SIGN PANEL DETAILS. SEE DRAWING DT-22 FOR SIGN ASSEMBLY DETAILS.
- NOTED CONDUITS ARE FURNISHED AND INSTALLED BY OTHERS UNDER A SEPARATE CONTRACT. ALL CABLES AND UD ARE TO BE FURNISHED AND INSTALLED UNDER THIS CONTRACT.
- COORDINATE INSTALLATION OF ALL ITEMS SHOWN ON THIS SHEET WITH CONTRACT NUMBERS 62592 AND 62694.



FBS-03
(NOTE 5)

S. STATE ST.

91ST ST.

(2) 1/C #4, 1/C #4 GND, 1/4" UD

(2) 1/C #4, 1/C #4 GND, 1/4" UD IN 4" CNC CONCRETE ENCASED (NOTE 6)

(2) 1/C #4, 1/C #4 GND, 1/4" UD

(2) 1/C #4, 1/C #4 GND, 1/4" UD IN 4" CNC CONCRETE ENCASED (NOTE 6)

ELECTRIC SERVICE INSTALLATION, 30A, 120V (NOTE 3)


89TH ST. (PRIV.)

(2) 1/C #4, 1/C #4 GND, 1/4" UD

HH 1206, TYPE S1 (NOTE 2)

(2) 1/C #4, 1/C #4 GND, 1/4" UD IN 2" RGC, PUSHED

SPECIAL ALERT
WHEN FLASHING
TRAFFIC INFO
TUNE RADIO TO
1670



HAR-04

REVISIONS	
NAME	DATE

ILLINOIS DEPARTMENT OF TRANSPORTATION
 F.A.I. 90/94 (DAN RYAN EXPRESSWAY)
 31st STREET TO I-57
HIGHWAY ADVISORY RADIO
NB 91ST ST. SITE LAYOUT
SIGN FBS-03
 SCALE: 1"=50'
 DATE: October 29, 2004
 DRAWN BY: HAR
 CHECKED BY: BMW

CTE ENGINEERS
 CONSER TOWNSEND ENVIRONMENTAL ENGINEERS, INC.
 303 EAST WACKER DRIVE, SUITE 600
 CHICAGO, ILLINOIS 60601-5212, PHONE: (312) 938-0300

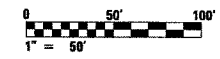
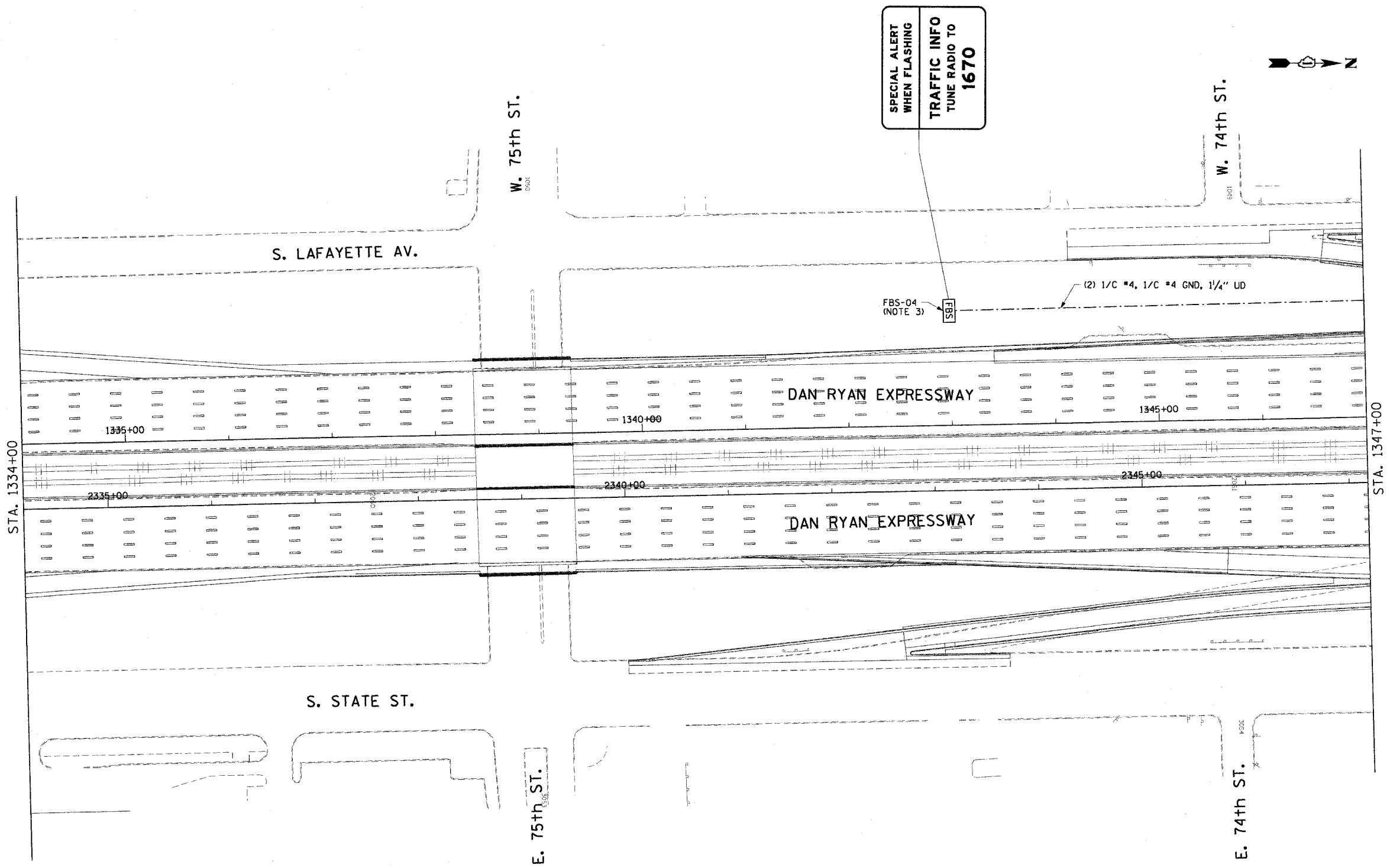
10/15/2004 08:45:00 AM

F.A.I. RTE.	SECTION	COUNTY	TOTAL SHEETS	SHEET NO.
90/94	2003-0311	COOK	976	711
STA. 1334+00.00		TO STA. 1347+00.00		
FED. ROAD DIST. NO. 1	ILLINOIS	FED. AID PROJECT		

62583

NOTES:

- SEE DRAWINGS ME-01 AND ME-02 FOR ELECTRICAL SYMBOLS AND ABBREVIATIONS.
- SEE DRAWING DT-18 FOR HAR SYSTEM DIAGRAM.
- FLASHING BEACON SIGN TO BE GROUND MOUNTED AT STATION NUMBER 1343+00, 105LT. SEE DRAWING DT-21 FOR SIGN PANEL DETAILS. SEE DRAWING DT-22 FOR SIGN ASSEMBLY DETAILS.
- COORDINATE INSTALLATION OF ALL ITEMS SHOWN ON THIS SHEET WITH CONTRACT NUMBERS 62593 AND 62695.



HAR-05

REVISIONS	
NAME	DATE

ILLINOIS DEPARTMENT OF TRANSPORTATION
 F.A.I. 90/94 (DAN RYAN EXPRESSWAY)
 31st STREET TO I-57
 HIGHWAY ADVISORY RADIO
 SB 75TH ST. SITE LAYOUT
 SIGN FBS-04 (SHEET 1 OF 2)

SCALE: 1"=50'
 DATE: October 29, 2004
 DRAWN BY: HAR
 CHECKED BY: BMW

CTE ENGINEERS
 CONSER TOWNSEND ENVIRONMENTAL ENGINEERS, INC.
 303 EAST WACKER DRIVE, SUITE 600
 CHICAGO, ILLINOIS 60601-5202, PHONE: (312) 938-0300

10/15/2004 08:45:02 AM

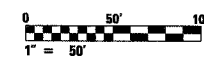
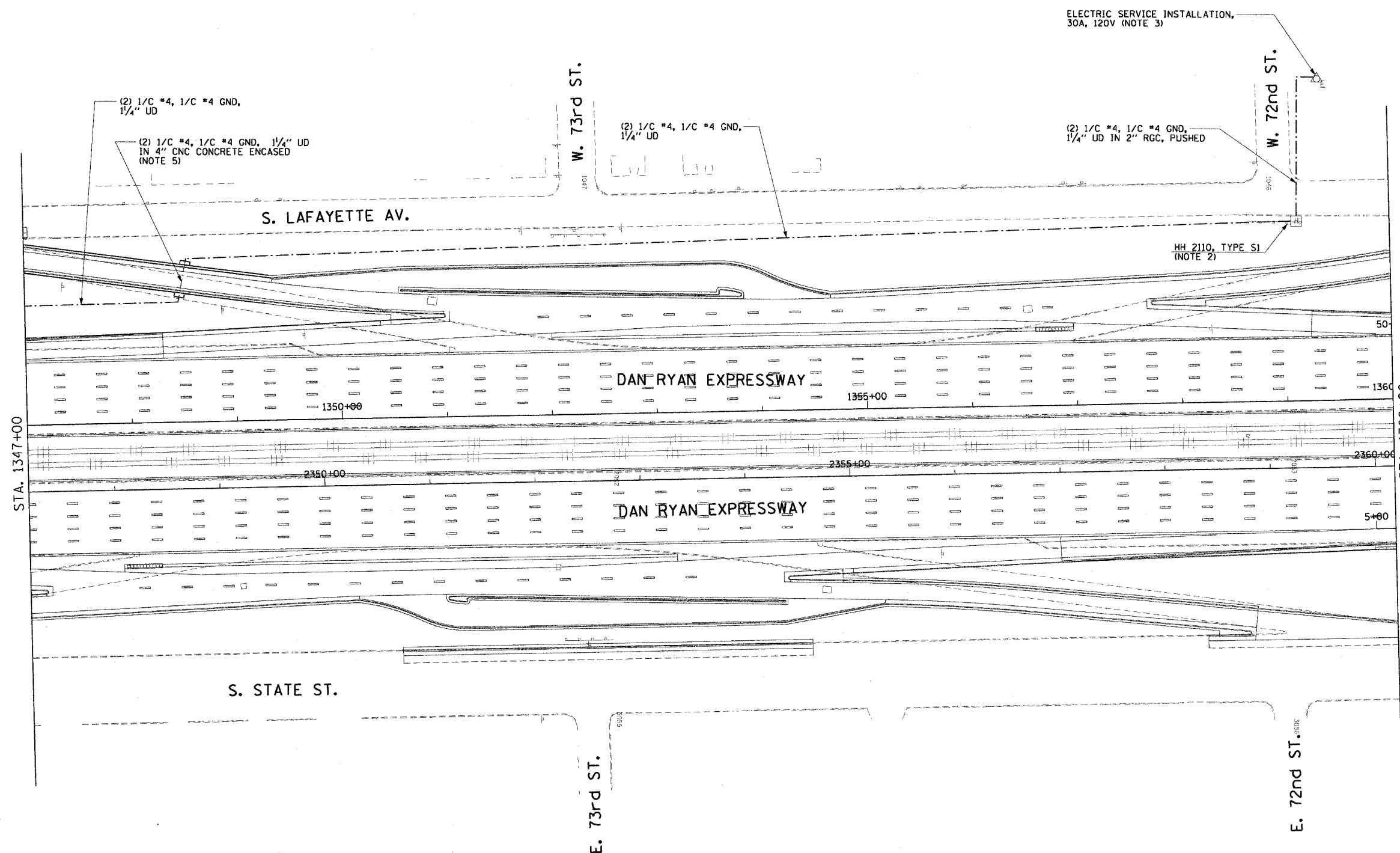
F.A.I. RTE.	SECTION	COUNTY	TOTAL SHEETS	SHEET NO.
90/94	2003-0311	COOK	976	712
STA. 1347+00.00		TO STA. 1360+00.00		
FED. ROAD DIST. NO. 1		ILLINOIS	FED. AID PROJECT	



62583

NOTES:

1. SEE DRAWINGS ME-01 AND ME-02 FOR ELECTRICAL SYMBOLS AND ABBREVIATIONS.
2. HANDHOLE AS SHOWN ON DRAWING DET-21.
3. NEW ELECTRIC SERVICE INSTALLATION ON EXISTING UTILITY POLE. SEE DRAWING ESD-02 FOR ELECTRIC SERVICE INSTALLATION DETAILS.
4. SEE DRAWING DT-18 FOR HAR SYSTEM DIAGRAM.
5. NOTED CONDUITS ARE FURNISHED AND INSTALLED BY OTHERS UNDER A SEPARATE CONTRACT. ALL CABLES AND UD ARE TO BE FURNISHED AND INSTALLED UNDER THIS CONTRACT.
6. COORDINATE INSTALLATION OF ALL ITEMS SHOWN ON THIS SHEET WITH CONTRACT NUMBERS 62593 AND 62695.



HAR-06

REVISIONS	
NAME	DATE

ILLINOIS DEPARTMENT OF TRANSPORTATION
 F.A.I. 90/94 (DAN RYAN EXPRESSWAY)
 31st STREET TO I-57
 HIGHWAY ADVISORY RADIO
 SB 75TH ST. SITE LAYOUT
 SIGN FBS-04 (SHEET 2 OF 2)
 SCALE: 1"=50'
 DATE: October 29, 2004
 DRAWN BY: HAR
 CHECKED BY: BMW

CTE ENGINEERS
 CONSER TOWNSEND ENVIRONMENTAL ENGINEERS, INC.
 303 EAST WACKER DRIVE, SUITE 600
 CHICAGO, ILLINOIS 60601-5202, PHONE: (312) 938-0300

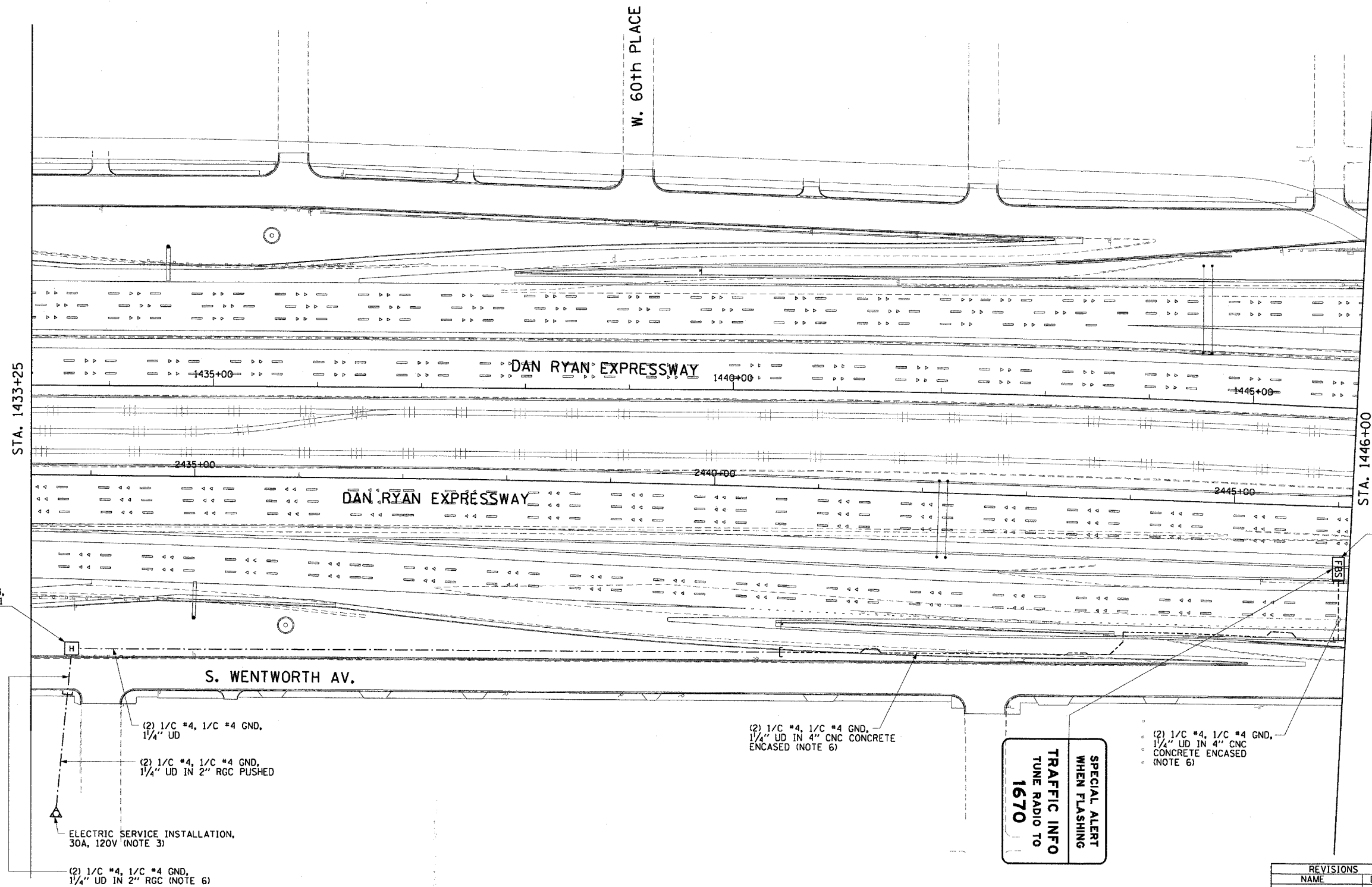
10/15/2004 08:45:04 AM

F.A.I. RTE.	SECTION	COUNTY	TOTAL SHEETS	SHEET NO.
90/94	2003-0311	COOK	976	713
STA. 1438+00.00		TO STA. 1450+00.00		
FED. ROAD DIST. NO. 1 ILLINOIS FED. AID PROJECT				

62583

NOTES:

1. SEE DRAWINGS ME-01 AND ME-02 FOR ELECTRICAL SYMBOLS AND ABBREVIATIONS.
2. HANDHOLE AS SHOWN ON DRAWING DET-29.
3. NEW ELECTRIC SERVICE INSTALLATION ON NEW UTILITY POLE. SEE DRAWING ESD-02 FOR ELECTRIC SERVICE INSTALLATION DETAILS.
4. SEE DRAWING DT-18 FOR HAR SYSTEM DIAGRAM.
5. FLASHING BEACON SIGN TO BE GROUND MOUNTED IN BETWEEN THE MEDIAN BARRIER WALLS AT STATION NUMBER 2246+00. SEE DRAWING DT-21 FOR SIGN PANEL DETAILS. SEE DRAWING DT-22 FOR SIGN ASSEMBLY DETAILS.
6. NOTED CONDUITS ARE FURNISHED AND INSTALLED BY OTHERS UNDER A SEPARATE CONTRACT. ALL CABLES AND UD ARE TO BE FURNISHED AND INSTALLED UNDER THIS CONTRACT.
7. COORDINATE INSTALLATION OF ALL ITEMS SHOWN ON THIS SHEET WITH CONTRACT NUMBERS 62301 AND 62693.



NOTE 5

HH 2913, TYPE S1, NOTE 2

(2) 1/C #4, 1/C #4 GND, 1/4" UD
 (2) 1/C #4, 1/C #4 GND, 1/4" UD IN 2" RGC PUSHED
 ELECTRIC SERVICE INSTALLATION, 30A, 120V (NOTE 3)
 (2) 1/C #4, 1/C #4 GND, 1/4" UD IN 2" RGC (NOTE 6)

(2) 1/C #4, 1/C #4 GND, 1/4" UD IN 4" CNC CONCRETE ENCASED (NOTE 6)

SPECIAL ALERT WHEN FLASHING
TRAFFIC INFO TUNE RADIO TO 1670

(2) 1/C #4, 1/C #4 GND, 1/4" UD IN 4" CNC CONCRETE ENCASED (NOTE 6)



HAR-07

REVISIONS	
NAME	DATE

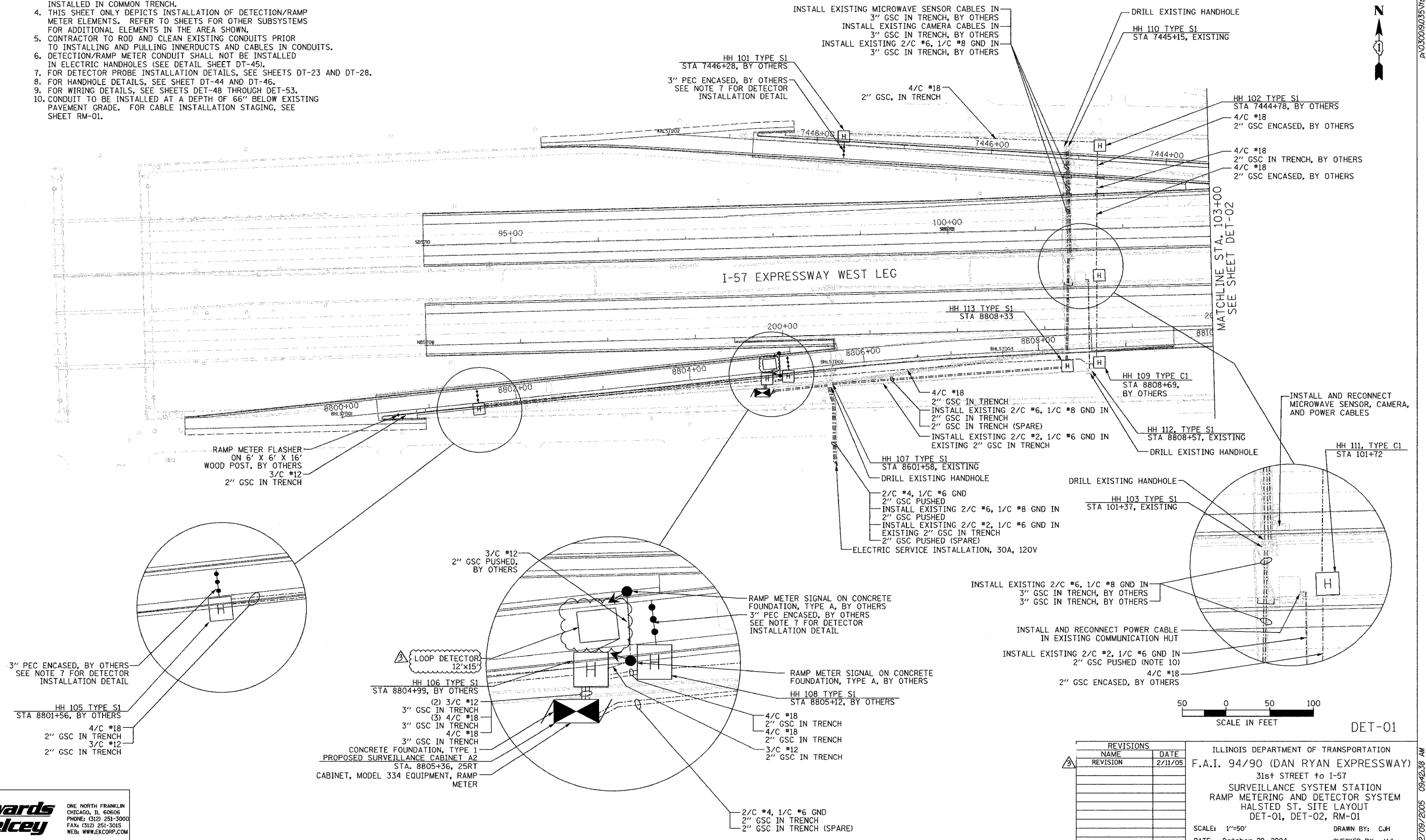
ILLINOIS DEPARTMENT OF TRANSPORTATION
 F.A.I. 90/94 (DAN RYAN EXPRESSWAY)
 31st STREET TO I-57
 HIGHWAY ADVISORY RADIO
 NB 59TH PL. SITE LAYOUT
 SIGN FBS-05
 SCALE: 1"=50'
 DATE: October 29, 2004
 DRAWN BY: HAR
 CHECKED BY: BMW



10/15/2004 08:45:06 AM

SECTION	COUNTY	TOTAL SHEETS	SHEET NO.
2003-031I	COOK	976	714
STA. 2003+00.00	TO STA. 103+00.00		
FED. ROAD DIST. NO.	ILLINOIS	FED. AID PROJECT	
62583			

- NOTES:**
- SEE DRAWING ME-01 AND ME-02 FOR ELECTRICAL SYSTEMS AND ABBREVIATIONS.
 - UNLESS OTHERWISE STATED, ALL NOTED CABLE AND CONDUIT TO BE FURNISHED AND INSTALLED UNDER THIS CONTRACT.
 - TRENCHED CONDUITS INSTALLED IN PARALLEL ARE TO BE INSTALLED IN COMMON TRENCH.
 - THIS SHEET ONLY DEPICTS INSTALLATION OF DETECTION/RAMP METER ELEMENTS. REFER TO SHEETS FOR OTHER SUBSYSTEMS FOR ADDITIONAL ELEMENTS IN THE AREA SHOWN.
 - CONTRACTOR TO ROD AND CLEAN EXISTING CONDUITS PRIOR TO INSTALLING AND PULLING INNERDUCTS AND CABLES IN CONDUITS.
 - DETECTION/RAMP METER CONDUIT SHALL NOT BE INSTALLED IN ELECTRIC HANDHOLES (SEE DETAIL SHEET DT-45).
 - FOR DETECTOR PROBE INSTALLATION DETAILS, SEE SHEETS DT-23 AND DT-28.
 - FOR HANDHOLE DETAILS, SEE SHEET DT-44 AND DT-46.
 - FOR WIRING DETAILS, SEE SHEETS DET-48 THROUGH DET-53.
 - CONDUIT TO BE INSTALLED AT A DEPTH OF 66" BELOW EXISTING PAVEMENT GRADE. FOR CABLE INSTALLATION STAGING, SEE SHEET RM-01.



REVISIONS	
NAME	DATE
REVISION	2/11/05

ILLINOIS DEPARTMENT OF TRANSPORTATION
 F.A.I. 94/90 (DAN RYAN EXPRESSWAY)
 31st STREET to I-57
 SURVEILLANCE SYSTEM STATION
 RAMP METERING AND DETECTOR SYSTEM
 HALSTED ST. SITE LAYOUT
 DET-01, DET-02, RM-01
 SCALE: 1"=50'
 DATE: October 29, 2004
 DRAWN BY: CJH
 CHECKED BY: MJL

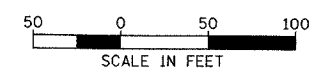
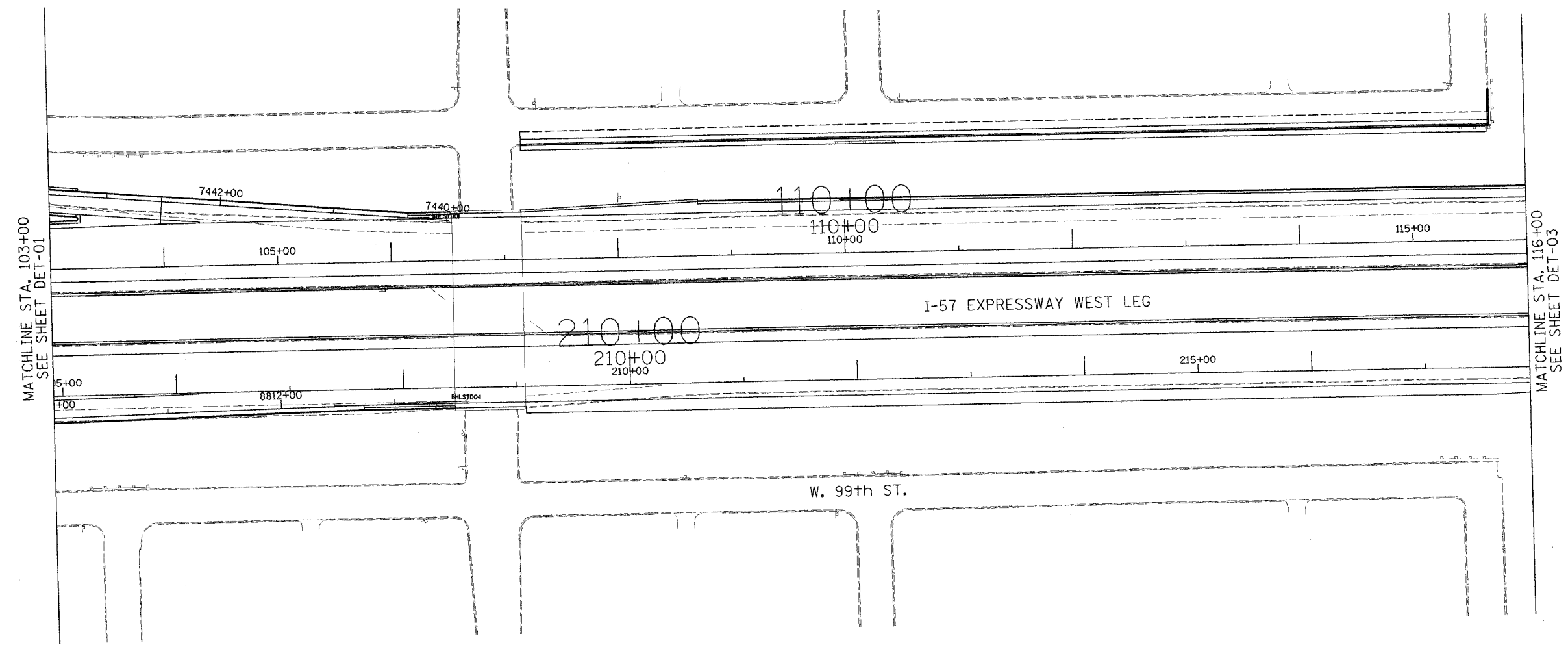
Edwards AND Kelcey
 ONE NORTH FRANKLIN
 CHICAGO, IL 60606
 PHONE: (312) 251-3000
 FAX: (312) 251-3015
 WEB: WWW.EKCORP.COM

02/09/2005 09:42:38 AM

SECTION	COUNTY	TOTAL SHEETS	SHEET NO.
94/90	2003-0311	COOK	976
STA. 103+00.00		TO STA. 116+00.00	
FED. ROAD DIST. NO.	ILLINOIS	FED. AID PROJECT	
62583			



NO PROPOSED WORK ON THIS SHEET



DET-02

REVISIONS	
NAME	DATE

ILLINOIS DEPARTMENT OF TRANSPORTATION
F.A.I. 94/90 (DAN RYAN EXPRESSWAY)
31st STREET to I-57

SURVEILLANCE SYSTEM STATION
DETECTOR SYSTEM

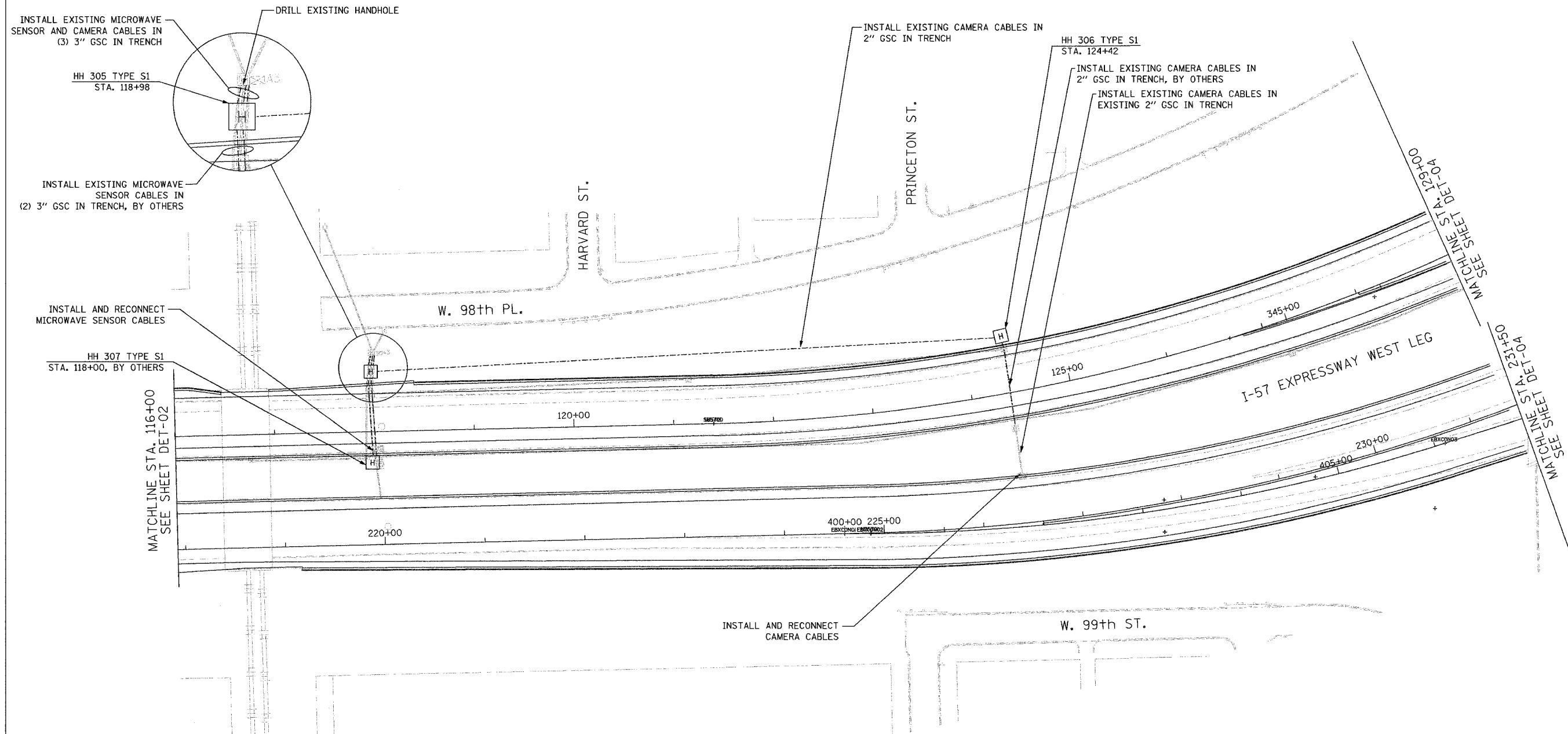
SCALE: 1"=50'
DATE: October 29, 2004

DRAWN BY: CJH
CHECKED BY: MJL

Edwards AND Kelcey
ONE NORTH FRANKLIN
CHICAGO, IL 60606
PHONE: (312) 251-3000
FAX: (312) 251-3015
WEB: WWW.EKCORP.COM

10/15/2004 11:43:55 AM

F.A.I. RTE.	SECTION	COUNTY	TOTAL SHEETS	SHEET NO.
94/90	2003-0311	COOK	976	716
STA. 116+00.00		TO STA. 129+00/231+50		
FED. ROAD DIST. NO.	ILLINOIS	FED. AID PROJECT		
62583				



- NOTES:
- SEE DRAWING ME-01 AND ME-02 FOR ELECTRICAL SYSTEMS AND ABBREVIATIONS.
 - UNLESS OTHERWISE STATED, ALL NOTED CABLE AND CONDUIT TO BE FURNISHED AND INSTALLED UNDER THIS CONTRACT.
 - TRENCHED CONDUITS INSTALLED IN PARALLEL ARE TO BE INSTALLED IN COMMON TRENCH.
 - THIS SHEET ONLY DEPICTS INSTALLATION OF DETECTION/RAMP METER ELEMENTS. REFER TO SHEETS FOR OTHER SUBSYSTEMS FOR ADDITIONAL ELEMENTS IN THE AREA SHOWN.
 - CONTRACTOR TO ROD AND CLEAN EXISTING CONDUITS PRIOR TO INSTALLING AND PULLING INNERDUCTS AND CABLES IN CONDUITS.
 - DETECTION/RAMP METER CONDUIT SHALL NOT BE INSTALLED IN ELECTRIC HANDHOLES (SEE DETAIL SHEET DT-45).
 - FOR DETECTOR PROBE INSTALLATION DETAILS, SEE SHEETS DT-23 AND DT-28.
 - FOR HANDHOLE DETAILS, SEE SHEET DT-44 AND DT-46.
 - FOR WIRING DETAILS, SEE SHEETS DET-48 THROUGH DET-53



DET-03

Edwards AND Kelcey
 ONE NORTH FRANKLIN
 CHICAGO, IL 60606
 PHONE: (312) 251-3000
 FAX: (312) 251-3015
 WEB: WWW.EKCORP.COM

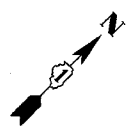
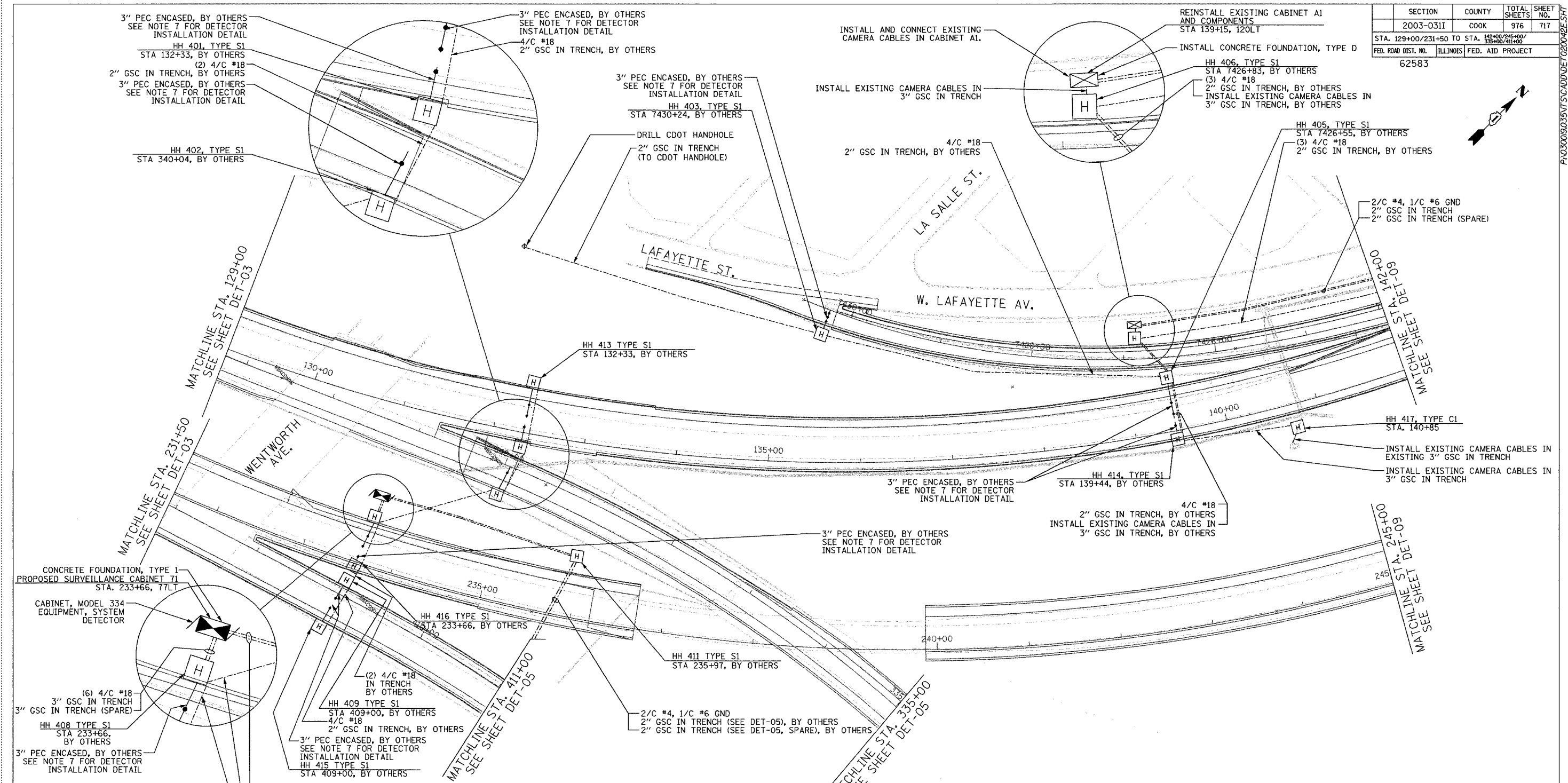
REVISIONS	
NAME	DATE

ILLINOIS DEPARTMENT OF TRANSPORTATION
 F.A.I. 94/90 (DAN RYAN EXPRESSWAY)
 31st STREET to I-57
 SURVEILLANCE SYSTEM STATION
 DETECTOR SYSTEM
 C & WI RR SITE LAYOUT

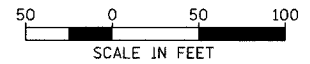
SCALE: 1"=50'
 DATE: October 29, 2004
 DRAWN BY: CJH
 CHECKED BY: MJL

11/22/2004 04:50:04 PM

SECTION	COUNTY	TOTAL SHEETS	SHEET NO.
2003-031I	COOK	976	717
STA. 129+00/231+50 TO STA. 142+00/245+00/ 335+00/411+00		FED. AID PROJECT	
FED. ROAD DIST. NO. ILLINOIS		62583	



- NOTES:**
- SEE DRAWING ME-01 AND ME-02 FOR ELECTRICAL SYSTEMS AND ABBREVIATIONS.
 - UNLESS OTHERWISE STATED, ALL NOTED CABLE AND CONDUIT TO BE FURNISHED AND INSTALLED UNDER THIS CONTRACT.
 - TRENCHED CONDUITS INSTALLED IN PARALLEL ARE TO BE INSTALLED IN COMMON TRENCH.
 - THIS SHEET ONLY DEPICTS INSTALLATION OF DETECTION/RAMP METER ELEMENTS. REFER TO SHEETS FOR OTHER SUBSYSTEMS FOR ADDITIONAL ELEMENTS IN THE AREA SHOWN.
 - CONTRACTOR TO ROD AND CLEAN EXISTING CONDUITS PRIOR TO INSTALLING AND PULLING INNERDUCTS AND CABLES IN CONDUITS.
 - DETECTION/RAMP METER CONDUIT SHALL NOT BE INSTALLED IN ELECTRIC HANDHOLES (SEE DETAIL SHEET DT-45).
 - FOR DETECTOR PROBE INSTALLATION DETAILS, SEE SHEETS DT-23 AND DT-28.
 - FOR HANDHOLE DETAILS, SEE SHEET DT-44 AND DT-46.
 - FOR WIRING DETAILS, SEE SHEETS DET-48 THROUGH DET-53.



DET-04

REVISIONS	
NAME	DATE

ILLINOIS DEPARTMENT OF TRANSPORTATION
 F.A.I. 94/90 (DAN RYAN EXPRESSWAY)
 31st STREET TO I-57
 SURVEILLANCE SYSTEM STATION
 DETECTOR SYSTEM
 WENTWORTH AVE. SITE LAYOUT
 DET-05, DET-06 SHEET 1 OF 2

SCALE: 1"=50'
 DATE: October 29, 2004

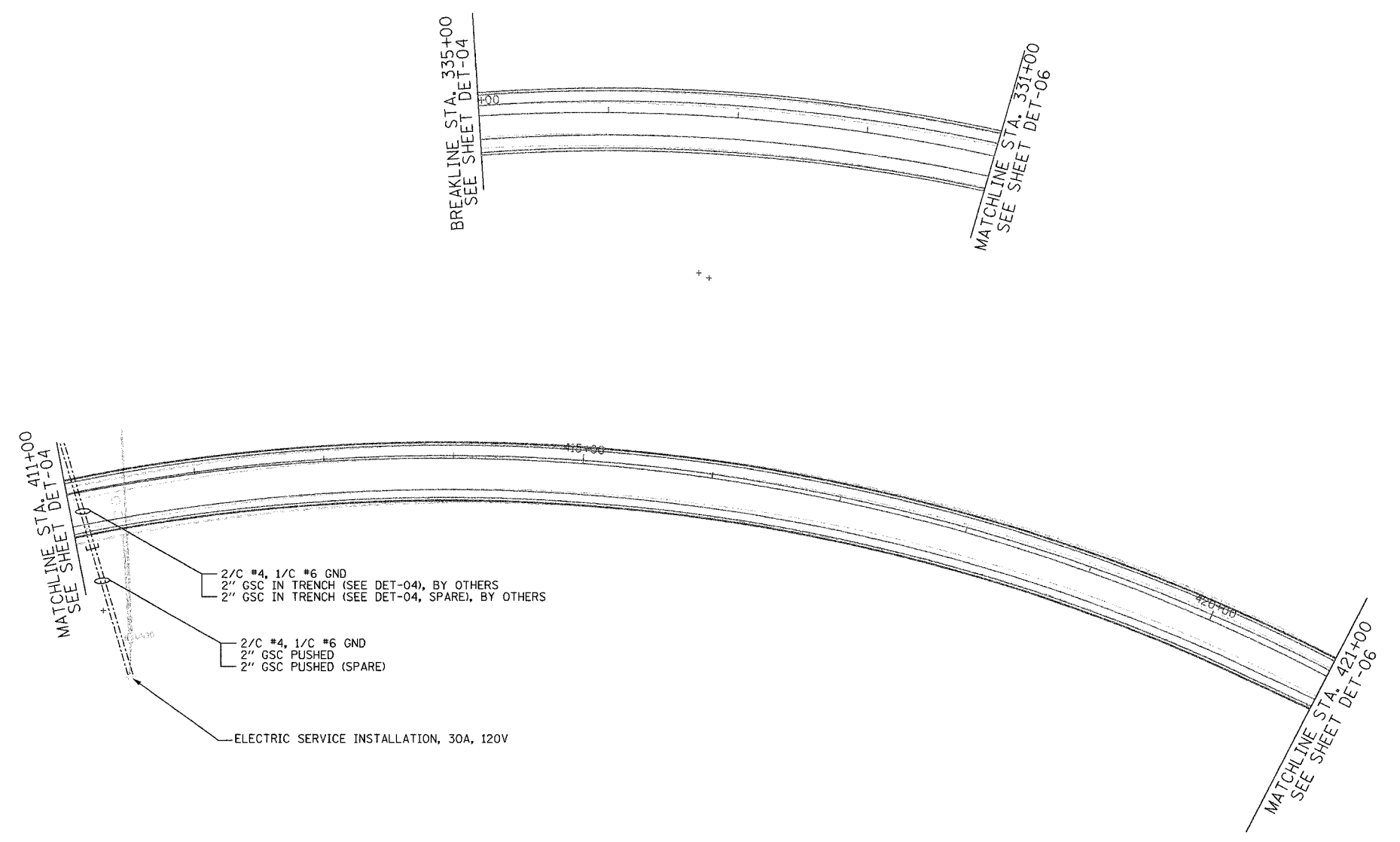
DRAWN BY: CJH
 CHECKED BY: MJL

**Edwards
 AND Kelcey**

ONE NORTH FRANKLIN
 CHICAGO, IL 60606
 PHONE: (312) 251-3000
 FAX: (312) 251-3015
 WEB: WWW.EKCORP.COM

11/23/2004 10:27:49 AM

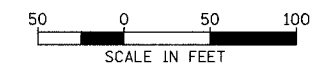
SECTION	COUNTY	TOTAL SHEETS	SHEET NO.
2003-031I	COOK	976	718
STA. 335+00/411+00 TO STA. 330+50/421+00			
FED. ROAD DIST. NO.	ILLINOIS	FED. AID PROJECT	
62583			



NOTES:

1. SEE DRAWING ME-01 AND ME-02 FOR ELECTRICAL SYSTEMS AND ABBREVIATIONS.
2. UNLESS OTHERWISE STATED, ALL NOTED CABLE AND CONDUIT TO BE FURNISHED AND INSTALLED UNDER THIS CONTRACT.
3. TRENCHED CONDUITS INSTALLED IN PARALLEL ARE TO BE INSTALLED IN COMMON TRENCH.
4. THIS SHEET ONLY DEPICTS INSTALLATION OF DETECTION/RAMP METER ELEMENTS. REFER TO SHEETS FOR OTHER SUBSYSTEMS FOR ADDITIONAL ELEMENTS IN THE AREA SHOWN.
5. CONTRACTOR TO ROD AND CLEAN EXISTING CONDUITS PRIOR TO INSTALLING AND PULLING INNERDUCTS AND CABLES IN CONDUITS.
6. DETECTION/RAMP METER CONDUIT SHALL NOT BE INSTALLED IN ELECTRIC HANDHOLES (SEE DETAIL SHEET DT-45).
7. FOR DETECTOR PROBE INSTALLATION DETAILS, SEE SHEETS DT-23 AND DT-28.
8. FOR HANDHOLE DETAILS, SEE SHEET DT-44 AND DT-46.
9. FOR WIRING DETAILS, SEE SHEETS DET-48 THROUGH DET-53.

Edwards AND Kelcey
 ONE NORTH FRANKLIN
 CHICAGO, IL 60606
 PHONE: (312) 251-3000
 FAX: (312) 251-3015
 WEB: WWW.EKCORP.COM



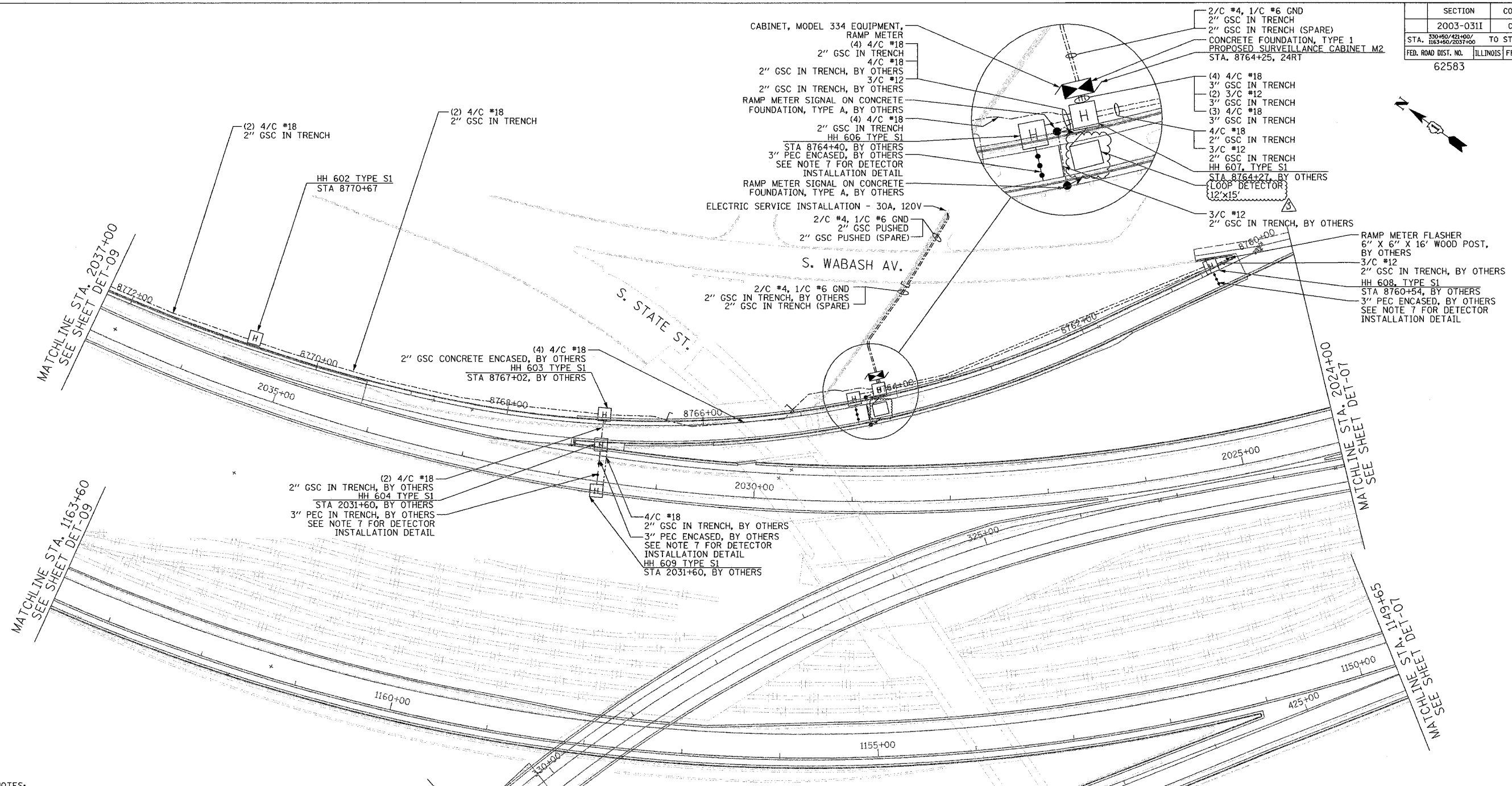
DET-05

REVISIONS	
NAME	DATE

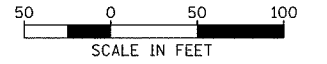
ILLINOIS DEPARTMENT OF TRANSPORTATION
 F.A.I. 94/90 (DAN RYAN EXPRESSWAY)
 31st STREET to I-57
 SURVEILLANCE SYSTEM STATION
 DETECTOR SYSTEM
 WENTWORTH AVE. SITE LAYOUT
 DET-05 SHEET 2 OF 2
 SCALE: 1"=50'
 DATE: October 29, 2004
 DRAWN BY: CJH
 CHECKED BY: M.J.L.

11/22/2004 04:50:31 PM

SECTION	COUNTY	TOTAL SHEETS	SHEET NO.
2003-0311	COOK	976	719
STA. 330+00/421+00/ 1163+00/2037+00		TO STA. 426+00/2024+00	
FED. ROAD DIST. NO. ILLINOIS		FED. AID PROJECT	
62583			



- NOTES:**
1. SEE DRAWING ME-01 AND ME-02 FOR ELECTRICAL SYSTEMS AND ABBREVIATIONS.
 2. UNLESS OTHERWISE STATED, ALL NOTED CABLE AND CONDUIT TO BE FURNISHED AND INSTALLED UNDER THIS CONTRACT.
 3. TRENCHED CONDUITS INSTALLED IN PARALLEL ARE TO BE INSTALLED IN COMMON TRENCH.
 4. THIS SHEET ONLY DEPICTS INSTALLATION OF DETECTION/RAMP METER ELEMENTS. REFER TO SHEETS FOR OTHER SUBSYSTEMS FOR ADDITIONAL ELEMENTS IN THE AREA SHOWN.
 5. CONTRACTOR TO ROD AND CLEAN EXISTING CONDUITS PRIOR TO INSTALLING AND PULLING INNERDUCTS AND CABLES IN CONDUITS.
 6. DETECTION/RAMP METER CONDUIT SHALL NOT BE INSTALLED IN ELECTRIC HANDHOLES (SEE DETAIL SHEET DT-45).
 7. FOR DETECTOR PROBE INSTALLATION DETAILS, SEE SHEETS DT-23 AND DT-28.
 8. FOR HANDHOLE DETAILS, SEE SHEET DT-44 AND DT-46.
 9. FOR WIRING DETAILS, SEE SHEETS DET-48 THROUGH DET-53



REVISIONS	
NAME	DATE
REVISION	2/11/05

ILLINOIS DEPARTMENT OF TRANSPORTATION
 F.A.I. 94/90 (DAN RYAN EXPRESSWAY)
 31st STREET to I-57
 SURVEILLANCE SYSTEM STATION
 RAMP METERING AND DETECTOR SYSTEM
 STATE ST. SITE LAYOUT
 DET-08, RM-02

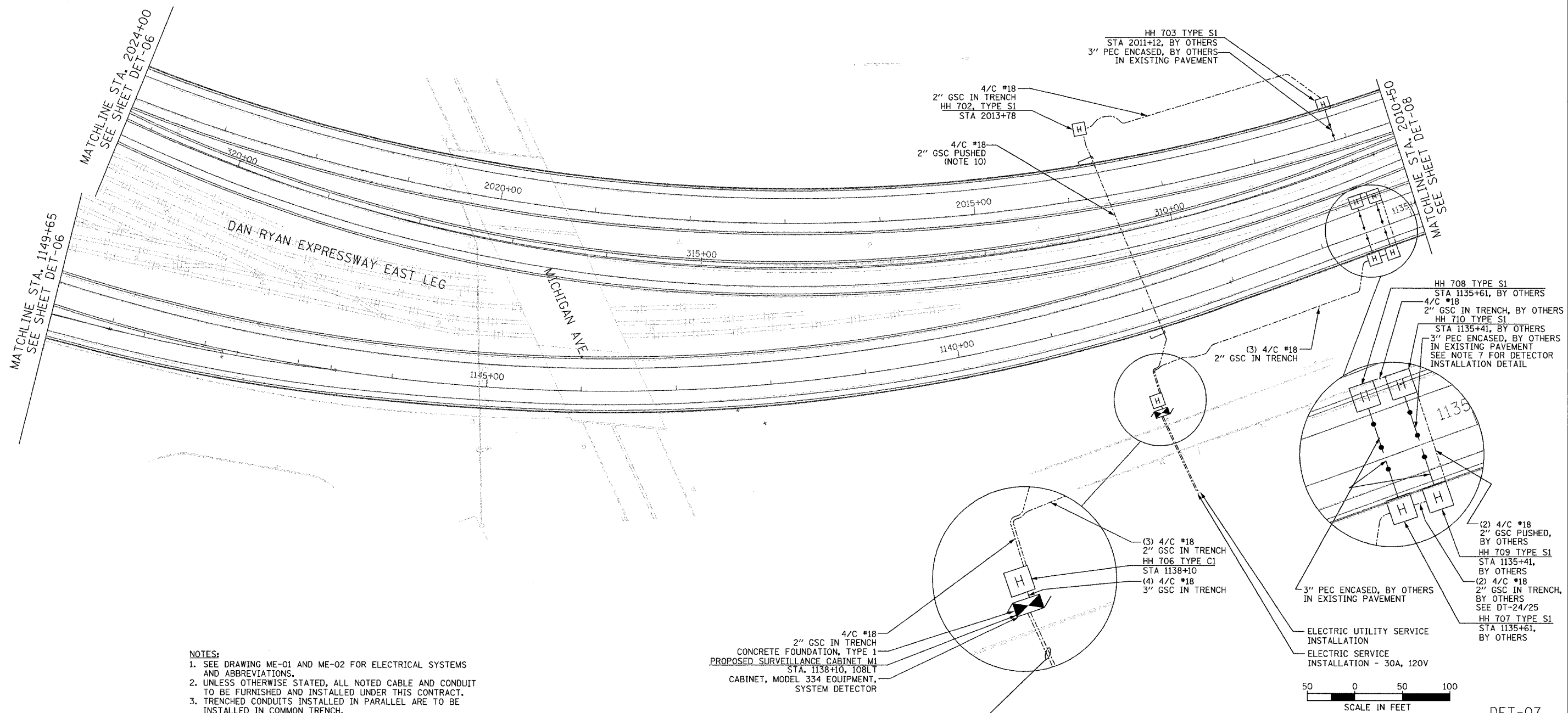
SCALE: 1"=50'
 DATE: October 29, 2004

DRAWN BY: CJH
 CHECKED BY: MJL

**Edwards
 AND Kelcey**
 ONE NORTH FRANKLIN
 CHICAGO, IL 60606
 PHONE: (312) 251-3000
 FAX: (312) 251-3015
 WEB: WWW.EDKORP.COM

P:\030019\0311\1163+00\DET-06.dwg 02/09/2005 09:42:47 AM

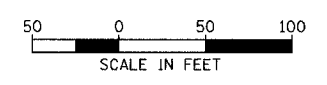
SECTION	COUNTY	TOTAL SHEETS	SHEET NO.
2003-03II	COOK	976	720
STA. 426+00/2024+00 TO STA. 2011+00			
FED. ROAD DIST. NO.	ILLINOIS	FED. AID PROJECT	
62583			



- NOTES:**
1. SEE DRAWING ME-01 AND ME-02 FOR ELECTRICAL SYSTEMS AND ABBREVIATIONS.
 2. UNLESS OTHERWISE STATED, ALL NOTED CABLE AND CONDUIT TO BE FURNISHED AND INSTALLED UNDER THIS CONTRACT.
 3. TRENCHED CONDUITS INSTALLED IN PARALLEL ARE TO BE INSTALLED IN COMMON TRENCH.
 4. THIS SHEET ONLY DEPICTS INSTALLATION OF DETECTION/RAMP METER ELEMENTS. REFER TO SHEETS FOR OTHER SUBSYSTEMS FOR ADDITIONAL ELEMENTS IN THE AREA SHOWN.
 5. CONTRACTOR TO ROD AND CLEAN EXISTING CONDUITS PRIOR TO INSTALLING AND PULLING INNERDUCTS AND CABLES IN CONDUITS.
 6. DETECTION/RAMP METER CONDUIT SHALL NOT BE INSTALLED IN ELECTRIC HANDHOLES (SEE DETAIL SHEET DT-45).
 7. FOR DETECTOR PROBE INSTALLATION DETAILS, SEE SHEETS DT-23 AND DT-28.
 8. FOR HANDHOLE DETAILS, SEE SHEET DT-44 AND DT-46.
 9. FOR WIRING DETAILS, SEE SHEETS DET-48 THROUGH DET-53.
 10. CONDUIT TO BE INSTALLED AT A DEPTH OF 66" BELOW EXISTING PAVEMENT GRADE.

4/C #18
2" GSC IN TRENCH
CONCRETE FOUNDATION, TYPE 1
PROPOSED SURVEILLANCE CABINET M1
STA. 1138+10, 108LT
CABINET, MODEL 334 EQUIPMENT,
SYSTEM DETECTOR

2/C #2, 1/C #6 GND
2" GSC PUSHED
2" GSC PUSHED (SPARE)



REVISIONS	
NAME	DATE

ILLINOIS DEPARTMENT OF TRANSPORTATION
F.A.I. 94/90 (DAN RYAN EXPRESSWAY)
31st STREET TO I-57
SURVEILLANCE SYSTEM STATION
DETECTOR SYSTEM
MICHIGAN ST. SITE LAYOUT
DET-03, DET-04

SCALE: 1"=50'
DATE: October 29, 2004

DRAWN BY: CJH
CHECKED BY: MJL

**Edwards
AND Kelcey**

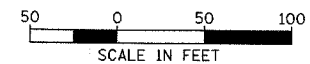
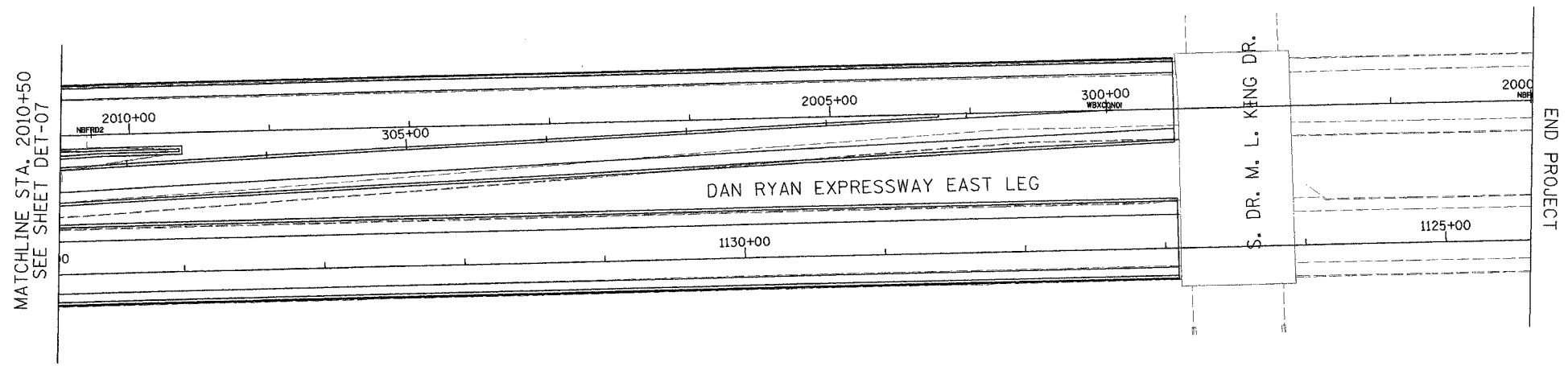
ONE NORTH FRANKLIN
CHICAGO, IL 60606
PHONE: (312) 251-3000
FAX: (312) 251-3015
WEB: WWW.EKCORP.COM

11/22/2004 04:51:05 PM

SECTION	COUNTY	TOTAL SHEETS	SHEET NO.
2003-0311	COOK	976	721
STA. 2011+00	TO STA.		
FED. ROAD DIST. NO.	ILLINOIS	FED. AID PROJECT	
62583			



NO PROPOSED WORK ON THIS SHEET



DET-08

Edwards AND Kelcey
 ONE NORTH FRANKLIN
 CHICAGO, IL 60606
 PHONE: (312) 251-3000
 FAX: (312) 251-3015
 WEB: WWW.EKCORP.COM

REVISIONS	
NAME	DATE

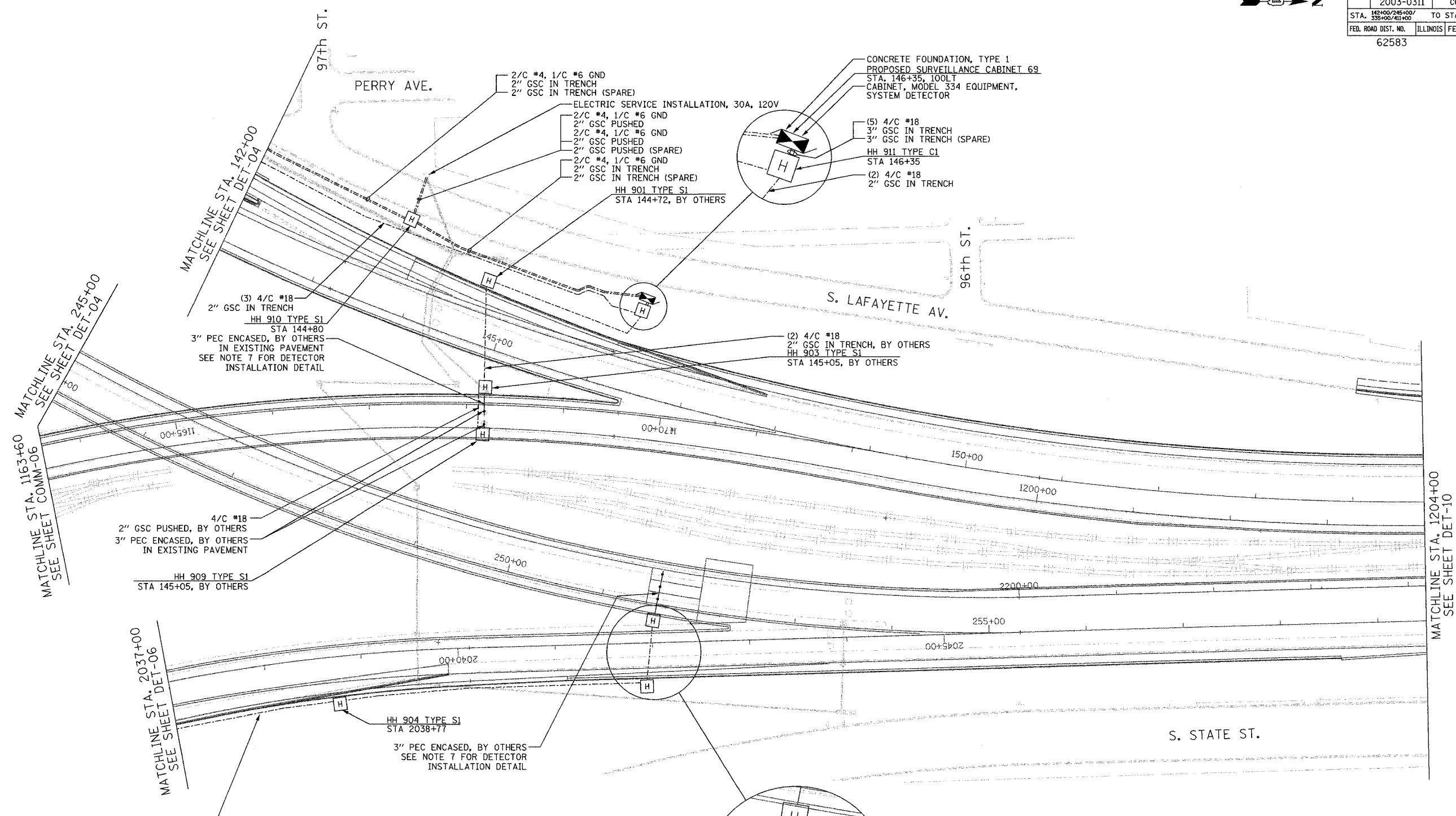
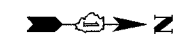
ILLINOIS DEPARTMENT OF TRANSPORTATION
 F.A.I. 94/90 (DAN RYAN EXPRESSWAY)
 31st STREET to I-57
 SURVEILLANCE SYSTEM STATION
 DETECTOR SYSTEM
 MICHIGAN ST. SITE LAYOUT

SCALE: 1"=50'
 DATE: October 29, 2004

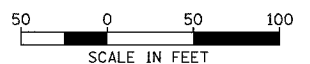
DRAWN BY: CJH
 CHECKED BY: MJL

10/15/2004 11:44:24 AM

SECTION	COUNTY	TOTAL SHEETS	SHEET NO.
2003-0311	COOK	976	722
STA. 142+00/245+00/ 338+00/411+00		TO STA. 1204+00	
FED. ROAD DIST. NO.		ILLINOIS FED. AID PROJECT	
62583			



- NOTES:**
- SEE DRAWING ME-01 AND ME-02 FOR ELECTRICAL SYSTEMS AND ABBREVIATIONS.
 - UNLESS OTHERWISE STATED, ALL NOTED CABLE AND CONDUIT TO BE FURNISHED AND INSTALLED UNDER THIS CONTRACT.
 - TRENCHED CONDUITS INSTALLED IN PARALLEL ARE TO BE INSTALLED IN COMMON TRENCH.
 - THIS SHEET ONLY DEPICTS INSTALLATION OF DETECTION/RAMP METER ELEMENTS. REFER TO SHEETS FOR OTHER SUBSYSTEMS FOR ADDITIONAL ELEMENTS IN THE AREA SHOWN.
 - CONTRACTOR TO ROD AND CLEAN EXISTING CONDUITS PRIOR TO INSTALLING AND PULLING INNERDUCTS AND CABLES IN CONDUITS.
 - DETECTION/RAMP METER CONDUIT SHALL NOT BE INSTALLED IN ELECTRIC HANDHOLES (SEE DETAIL SHEET DT-45).
 - FOR DETECTOR PROBE INSTALLATION DETAILS, SEE SHEETS DT-23 AND DT-28.
 - FOR HANDHOLE DETAILS, SEE SHEET DT-44 AND DT-46.
 - FOR WIRING DETAILS, SEE SHEETS DET-48 THROUGH DET-53



REVISIONS	
NAME	DATE

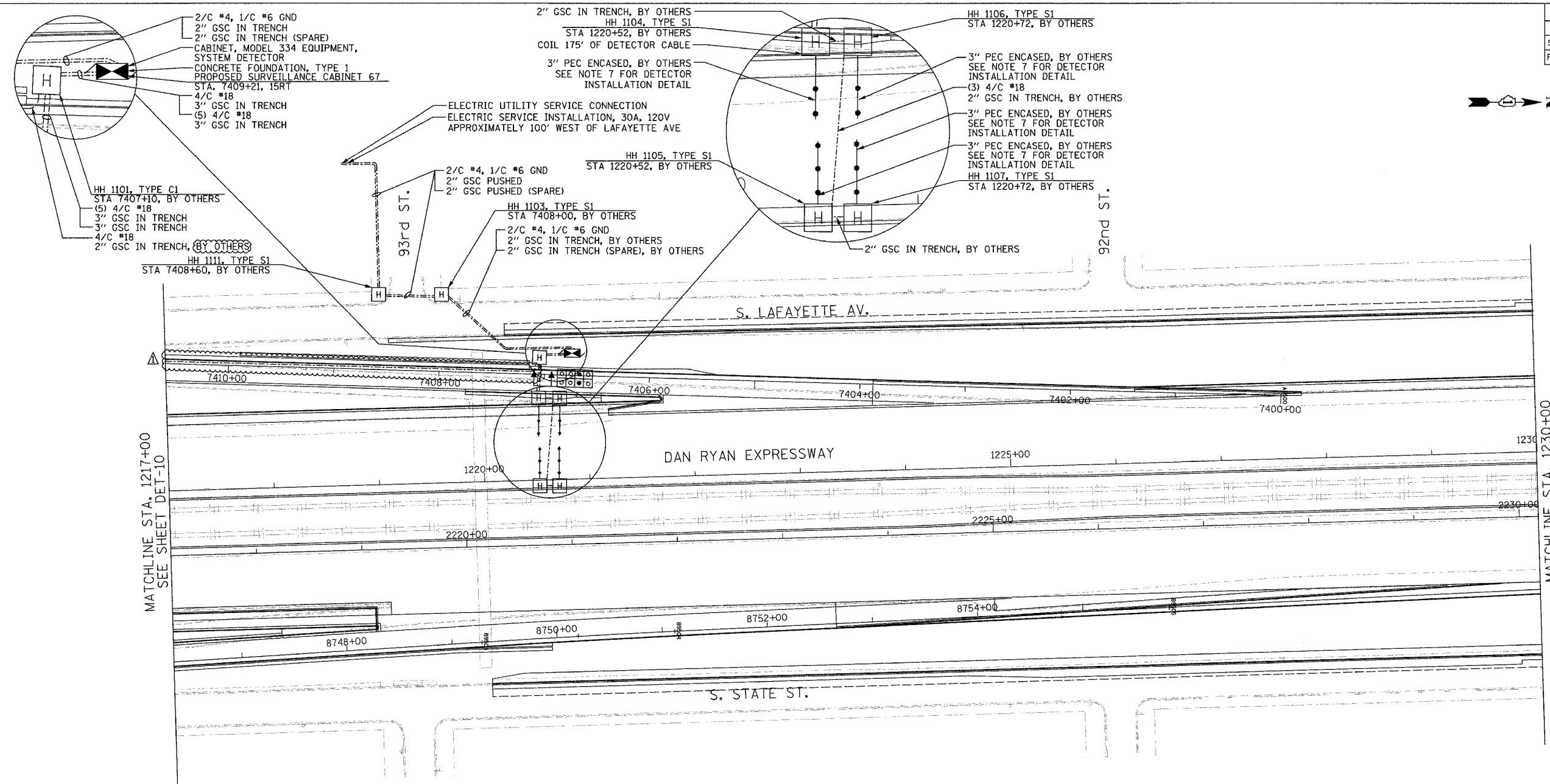
ILLINOIS DEPARTMENT OF TRANSPORTATION
 F.A.I. 94/90 (DAN RYAN EXPRESSWAY)
 31st STREET to I-57
 SURVEILLANCE SYSTEM STATION
 DETECTOR SYSTEM
 97TH ST. SITE LAYOUT
 DET-06 (2 of 2), DET-07, DET-08
 SCALE: 1"=50'
 DATE: October 29, 2004
 DRAWN BY: CJH
 CHECKED BY: MJL

**Edwards
 AND
 Kelcey**

ONE NORTH FRANKLIN
 CHICAGO, IL 60606
 PHONE: (312) 251-3000
 FAX: (312) 251-3015
 WEB: WWW.EKCORP.COM

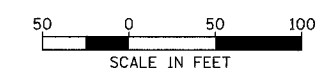
17/22/2004 04:54:21 PM

SECTION	COUNTY	TOTAL SHEETS	SHEET NO.
2003-0311	COOK	976	724
STA. 1217+00	TO STA. 1230+00		
FED. ROAD DIST. NO.	ILLINOIS	FED. AID PROJECT	
62583			



- NOTES:**
- SEE DRAWING ME-01 AND ME-02 FOR ELECTRICAL SYSTEMS AND ABBREVIATIONS.
 - UNLESS OTHERWISE STATED, ALL NOTED CABLE AND CONDUIT TO BE FURNISHED AND INSTALLED UNDER THIS CONTRACT.
 - TRENCHED CONDUITS INSTALLED IN PARALLEL ARE TO BE INSTALLED IN COMMON TRENCH.
 - THIS SHEET ONLY DEPICTS INSTALLATION OF DETECTION/RAMP METER ELEMENTS. REFER TO SHEETS FOR OTHER SUBSYSTEMS FOR ADDITIONAL ELEMENTS IN THE AREA SHOWN.
 - CONTRACTOR TO ROD AND CLEAN EXISTING CONDUITS PRIOR TO INSTALLING AND PULLING INNERDUCTS AND CABLES IN CONDUITS.
 - DETECTION/RAMP METER CONDUIT SHALL NOT BE INSTALLED IN ELECTRIC HANDHOLES (SEE DETAIL SHEET DT-45).
 - FOR DETECTOR PROBE INSTALLATION DETAILS, SEE SHEETS DT-23 AND DT-28.
 - FOR HANDHOLE DETAILS, SEE SHEET DT-44 AND DT-46.
 - FOR WIRING DETAILS, SEE SHEETS DET-48 THROUGH DET-53

**Edwards
AND Kelcey**
ONE NORTH FRANKLIN
CHICAGO, IL 60606
PHONE: (312) 251-3000
FAX: (312) 251-3015
WEB: WWW.EKCORP.COM



REVISIONS	
NAME	DATE
REVISION 1	12/17/04

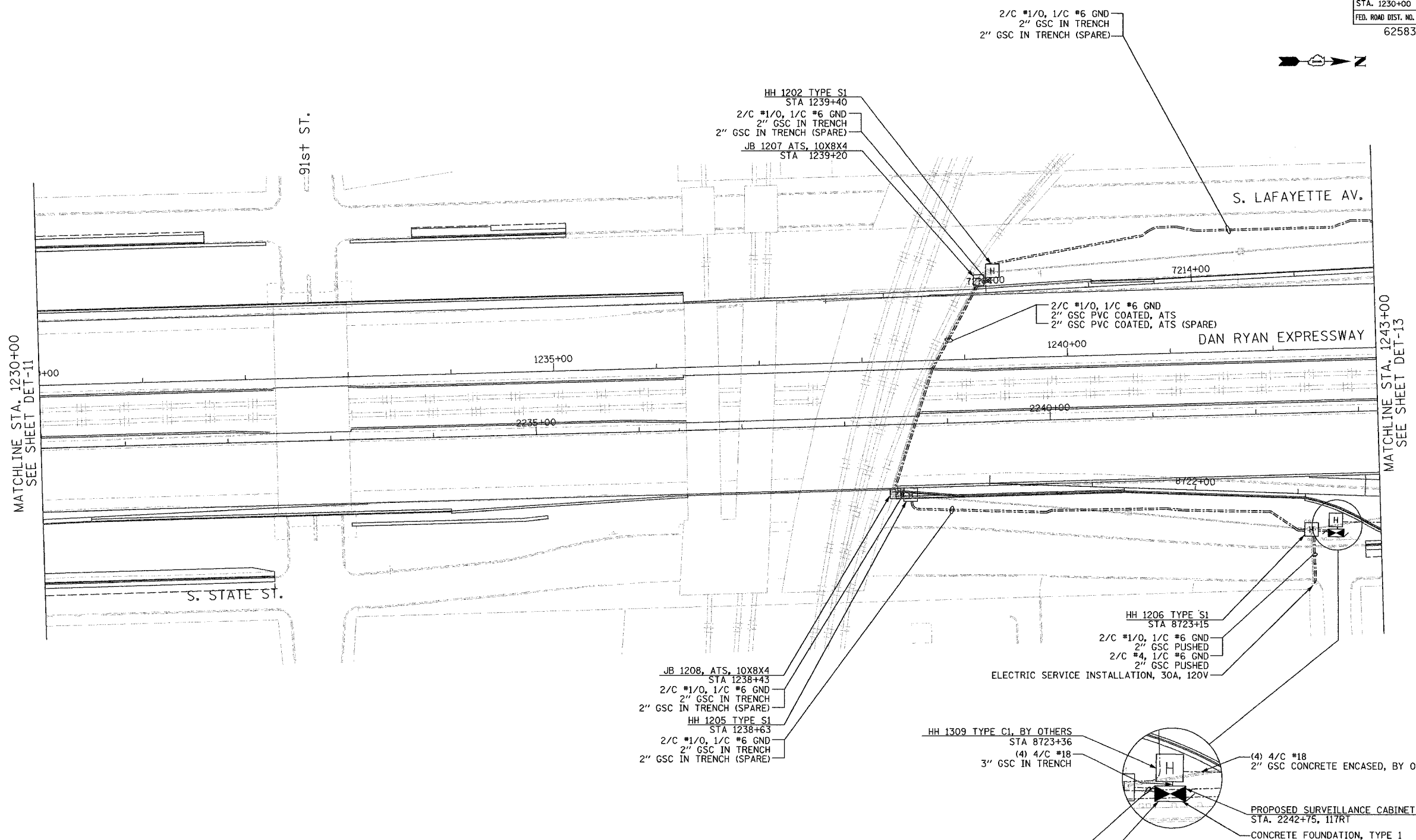
ILLINOIS DEPARTMENT OF TRANSPORTATION
F.A.I. 94/90 (DAN RYAN EXPRESSWAY)
31st STREET to I-57
SURVEILLANCE SYSTEM STATION
DETECTOR SYSTEM
95TH ST. SITE LAYOUT
DET-10

SCALE: 1"=50'
DATE: October 29, 2004

DRAWN BY: CJH
CHECKED BY: MJL

F:\03000903\SVT\SACAD\DET-10\DET-11.DWG 03/09/04 03:09:52 PM

SECTION	COUNTY	TOTAL SHEETS	SHEET NO.
2003-0311	COOK	976	725
STA. 1230+00 TO STA. 1243+00			
FED. ROAD DIST. NO.	ILLINOIS	FED. AID PROJECT	
62583			




- NOTES:**
- SEE DRAWING ME-01 AND ME-02 FOR ELECTRICAL SYSTEMS AND ABBREVIATIONS.
 - UNLESS OTHERWISE STATED, ALL NOTED CABLE AND CONDUIT TO BE FURNISHED AND INSTALLED UNDER THIS CONTRACT.
 - TRENCHED CONDUITS INSTALLED IN PARALLEL ARE TO BE INSTALLED IN COMMON TRENCH.
 - THIS SHEET ONLY DEPICTS INSTALLATION OF DETECTION/RAMP METER ELEMENTS. REFER TO SHEETS FOR OTHER SUBSYSTEMS FOR ADDITIONAL ELEMENTS IN THE AREA SHOWN.
 - CONTRACTOR TO ROD AND CLEAN EXISTING CONDUITS PRIOR TO INSTALLING AND PULLING INNERDUCTS AND CABLES IN CONDUITS.
 - DETECTION/RAMP METER CONDUIT SHALL NOT BE INSTALLED IN ELECTRIC HANDHOLES (SEE DETAIL SHEET DT-45).
 - FOR DETECTOR PROBE INSTALLATION DETAILS, SEE SHEETS DT-23 AND DT-28.
 - FOR HANDHOLE DETAILS, SEE SHEET DT-44 AND DT-46.
 - FOR WIRING DETAILS, SEE SHEETS DET-48 THROUGH DET-53
 - ATTACHED JUNCTION BOX / CONDUIT TO REPLACE EXISTING INSTALLATION, USING SAME ATTACHMENT METHODS.

**Edwards
AND Kelcey**
ONE NORTH FRANKLIN
CHICAGO, IL 60606
PHONE: (312) 251-3000
FAX: (312) 251-3015
WEB: WWW.EDKORP.COM

REVISIONS	
NAME	DATE

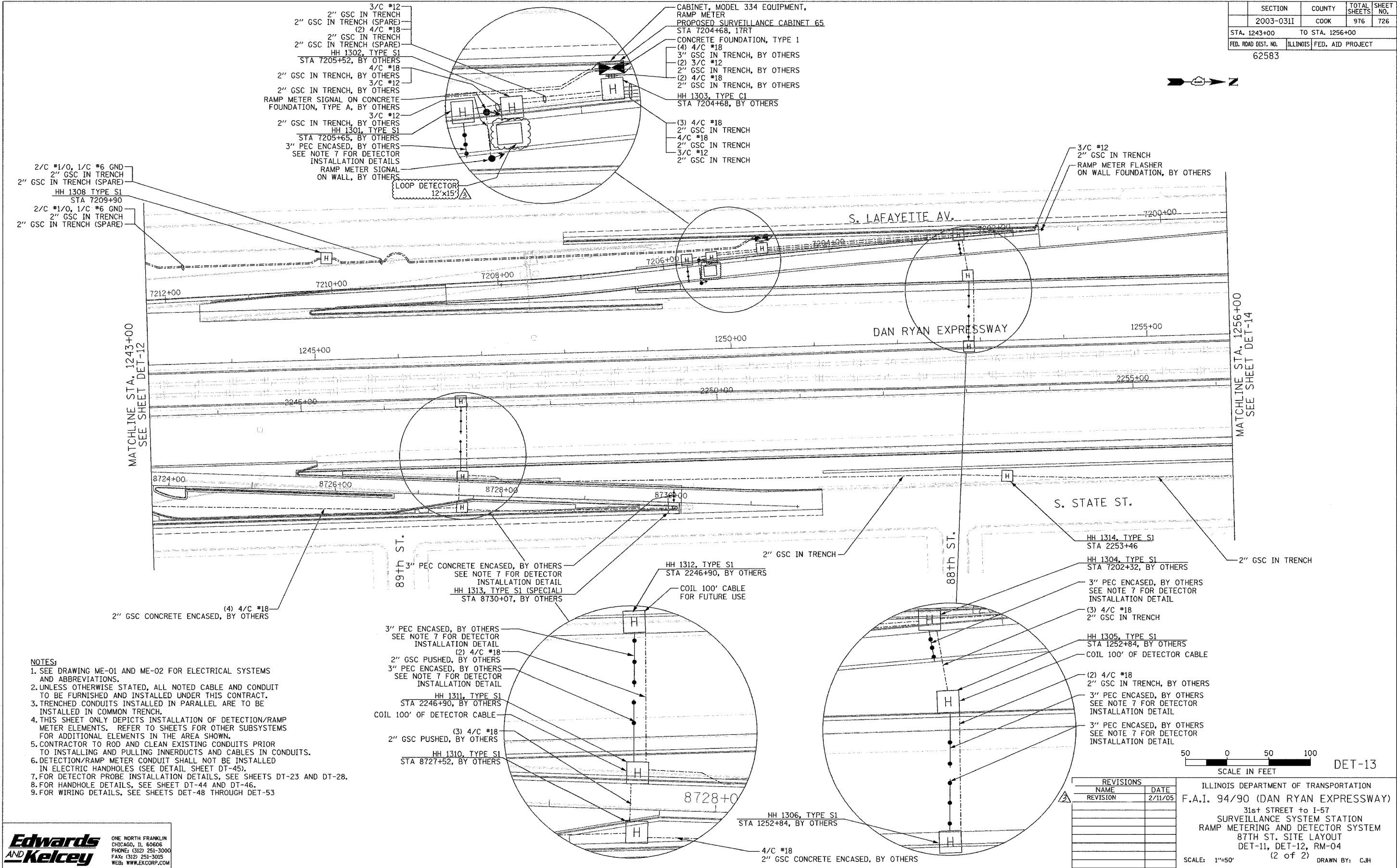
ILLINOIS DEPARTMENT OF TRANSPORTATION
F.A.I. 94/90 (DAN RYAN EXPRESSWAY)
31st STREET to I-57
SURVEILLANCE SYSTEM STATION
DETECTOR SYSTEM
87TH ST. SITE LAYOUT
DET-11, DET-12
(1 of 2)
SCALE: 1"=50'
DATE: October 29, 2004
DRAWN BY: CJH
CHECKED BY: MJL



DET-12

11/23/2004 10:21:36 AM

SECTION	COUNTY	TOTAL SHEETS	SHEET NO.
2003-03II	COOK	976	726
STA. 1243+00	TO STA. 1256+00		
FED. ROAD DIST. NO.	ILLINOIS	FED. AID PROJECT	
62583			



- NOTES:**
- SEE DRAWING ME-01 AND ME-02 FOR ELECTRICAL SYSTEMS AND ABBREVIATIONS.
 - UNLESS OTHERWISE STATED, ALL NOTED CABLE AND CONDUIT TO BE FURNISHED AND INSTALLED UNDER THIS CONTRACT.
 - TRENCHED CONDUITS INSTALLED IN PARALLEL ARE TO BE INSTALLED IN COMMON TRENCH.
 - THIS SHEET ONLY DEPICTS INSTALLATION OF DETECTION/RAMP METER ELEMENTS. REFER TO SHEETS FOR OTHER SUBSYSTEMS FOR ADDITIONAL ELEMENTS IN THE AREA SHOWN.
 - CONTRACTOR TO ROD AND CLEAN EXISTING CONDUITS PRIOR TO INSTALLING AND PULLING INNERDUCTS AND CABLES IN CONDUITS.
 - DETECTION/RAMP METER CONDUIT SHALL NOT BE INSTALLED IN ELECTRIC HANDHOLES (SEE DETAIL SHEET DT-45).
 - FOR DETECTOR PROBE INSTALLATION DETAILS, SEE SHEETS DT-23 AND DT-28.
 - FOR HANDHOLE DETAILS, SEE SHEET DT-44 AND DT-46.
 - FOR WIRING DETAILS, SEE SHEETS DET-48 THROUGH DET-53

**Edwards
AND Kelcey**
ONE NORTH FRANKLIN
CHICAGO, IL 60606
PHONE: (312) 251-3000
FAX: (312) 251-3015
WEB: WWW.EKCORP.COM

REVISIONS		
NO.	NAME	DATE
1	REVISION	2/11/05

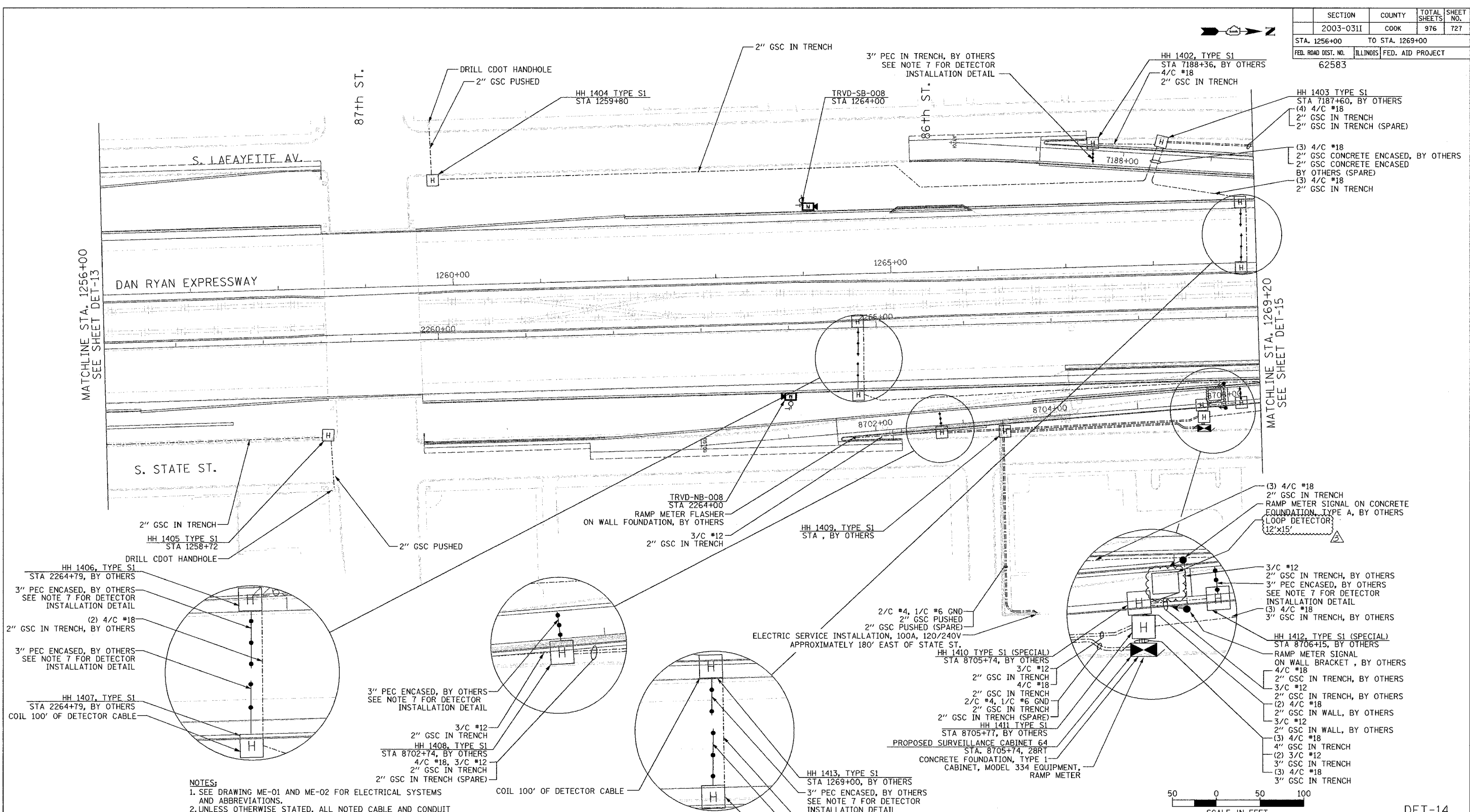
SCALE IN FEET
50 0 50 100

ILLINOIS DEPARTMENT OF TRANSPORTATION
F.A.I. 94/90 (DAN RYAN EXPRESSWAY)
31st STREET to I-57
SURVEILLANCE SYSTEM STATION
RAMP METERING AND DETECTOR SYSTEM
87TH ST. SITE LAYOUT
DET-11, DET-12, RM-04
(2 of 2)

SCALE: 1"=50'
DATE: October 29, 2004
DRAWN BY: C.J.H.
CHECKED BY: M.J.L.

10/30/04 09:31 AM
 02/09/2005 09:43:10 AM

SECTION	COUNTY	TOTAL SHEETS	SHEET NO.
2003-0311	COOK	976	727
STA. 1256+00	TO STA. 1269+00		
FED. ROAD DIST. NO.	ILLINOIS	FED. AID PROJECT	
62583			



- NOTES:**
- SEE DRAWING ME-01 AND ME-02 FOR ELECTRICAL SYSTEMS AND ABBREVIATIONS.
 - UNLESS OTHERWISE STATED, ALL NOTED CABLE AND CONDUIT TO BE FURNISHED AND INSTALLED UNDER THIS CONTRACT.
 - TRENCHED CONDUITS INSTALLED IN PARALLEL ARE TO BE INSTALLED IN COMMON TRENCH.
 - THIS SHEET ONLY DEPICTS INSTALLATION OF DETECTION/RAMP METER ELEMENTS. REFER TO SHEETS FOR OTHER SUBSYSTEMS FOR ADDITIONAL ELEMENTS IN THE AREA SHOWN.
 - CONTRACTOR TO ROD AND CLEAN EXISTING CONDUITS PRIOR TO INSTALLING AND PULLING INNERDUCTS AND CABLES IN CONDUITS.
 - DETECTION/RAMP METER CONDUIT SHALL NOT BE INSTALLED IN ELECTRIC HANDHOLES (SEE DETAIL SHEET DT-45).
 - FOR DETECTOR PROBE INSTALLATION DETAILS, SEE SHEETS DT-23 AND DT-28.
 - FOR HANDHOLE DETAILS, SEE SHEET DT-44 AND DT-46.
 - FOR WIRING DETAILS, SEE SHEETS DET-48 THROUGH DET-53.

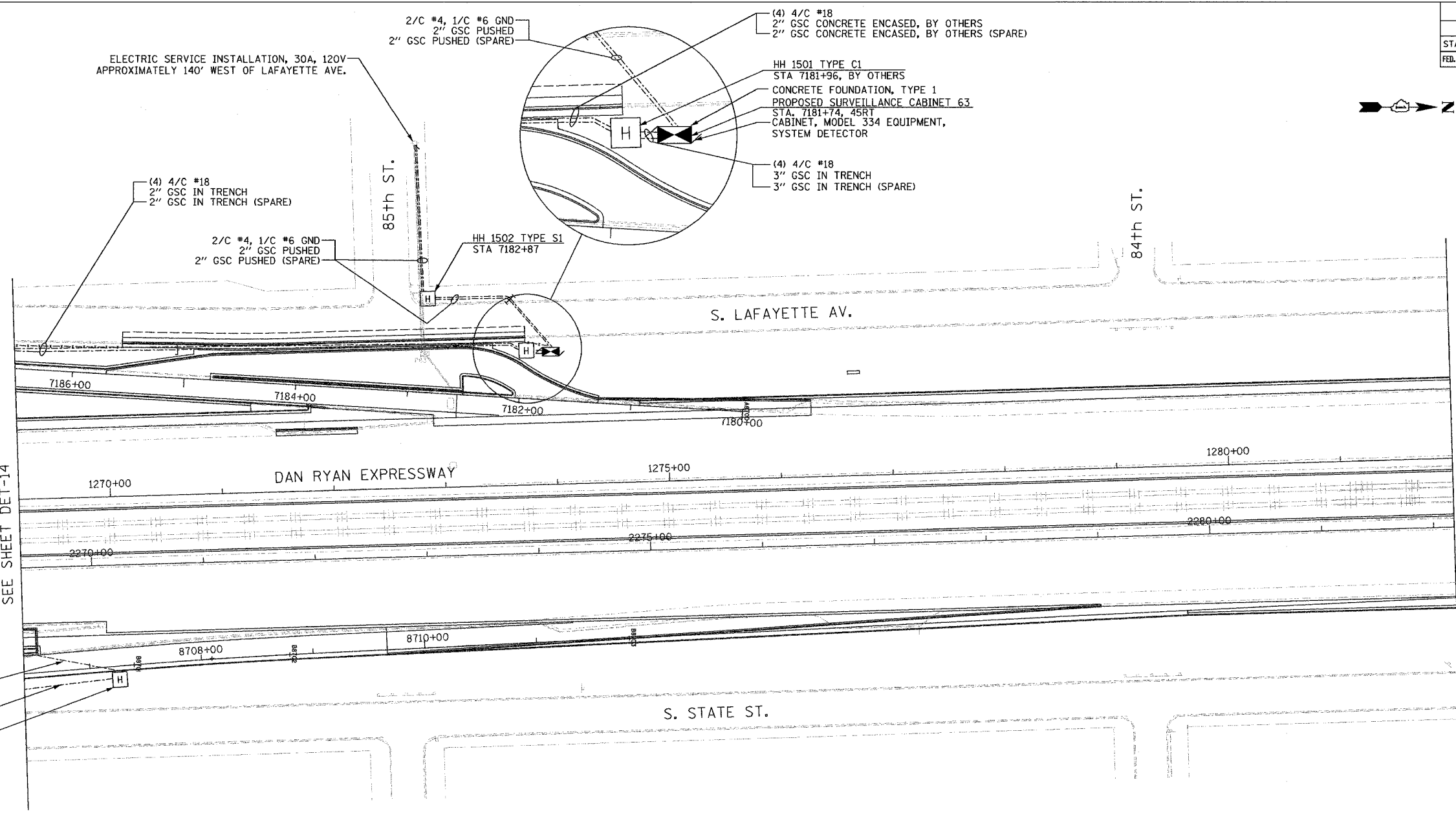
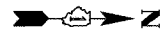
**Edwards
AND Kelcey**
ONE NORTH FRANKLIN
CHICAGO, IL 60606
PHONE: (312) 251-3000
FAX: (312) 251-3015
WEB: WWW.EKCORP.COM

REVISIONS		DATE
NAME	REVISION	DATE
		2/11/05

ILLINOIS DEPARTMENT OF TRANSPORTATION
F.A.I. 94/90 (DAN RYAN EXPRESSWAY)
31st STREET TO I-57
SURVEILLANCE SYSTEM STATION
RAMP METERING AND DETECTOR SYSTEM
87TH ST. SITE LAYOUT
DET-13, DET-14, RM-05
SCALE: 1"=50'
DATE: October 29, 2004
DRAWN BY: CJH
CHECKED BY: MJL

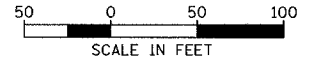
02/09/2005 09:43:24 AM

SECTION	COUNTY	TOTAL SHEETS	SHEET NO.
2003-0311	COOK	976	728
STA. 1269+00	TO STA. 1282+00		
FED. ROAD DIST. NO.	ILLINOIS	FED. AID PROJECT	
62583			



- NOTES:**
- SEE DRAWING ME-01 AND ME-02 FOR ELECTRICAL SYSTEMS AND ABBREVIATIONS.
 - UNLESS OTHERWISE STATED, ALL NOTED CABLE AND CONDUIT TO BE FURNISHED AND INSTALLED UNDER THIS CONTRACT.
 - TRENCHED CONDUITS INSTALLED IN PARALLEL ARE TO BE INSTALLED IN COMMON TRENCH.
 - THIS SHEET ONLY DEPICTS INSTALLATION OF DETECTION/RAMP METER ELEMENTS. REFER TO SHEETS FOR OTHER SUBSYSTEMS FOR ADDITIONAL ELEMENTS IN THE AREA SHOWN.
 - CONTRACTOR TO ROD AND CLEAN EXISTING CONDUITS PRIOR TO INSTALLING AND PULLING INNERDUCTS AND CABLES IN CONDUITS.
 - DETECTION/RAMP METER CONDUIT SHALL NOT BE INSTALLED IN ELECTRIC HANDHOLES (SEE DETAIL SHEET DT-45).
 - FOR DETECTOR PROBE INSTALLATION DETAILS, SEE SHEETS DT-23 AND DT-28.
 - FOR HANDHOLE DETAILS, SEE SHEET DT-44 AND DT-46.
 - FOR WIRING DETAILS, SEE SHEETS DET-48 THROUGH DET-53

**Edwards
AND Kelcey**
ONE NORTH FRANKLIN
CHICAGO, IL 60606
PHONE: (312) 251-3000
FAX: (312) 251-3015
WEB: WWW.EKCORP.COM



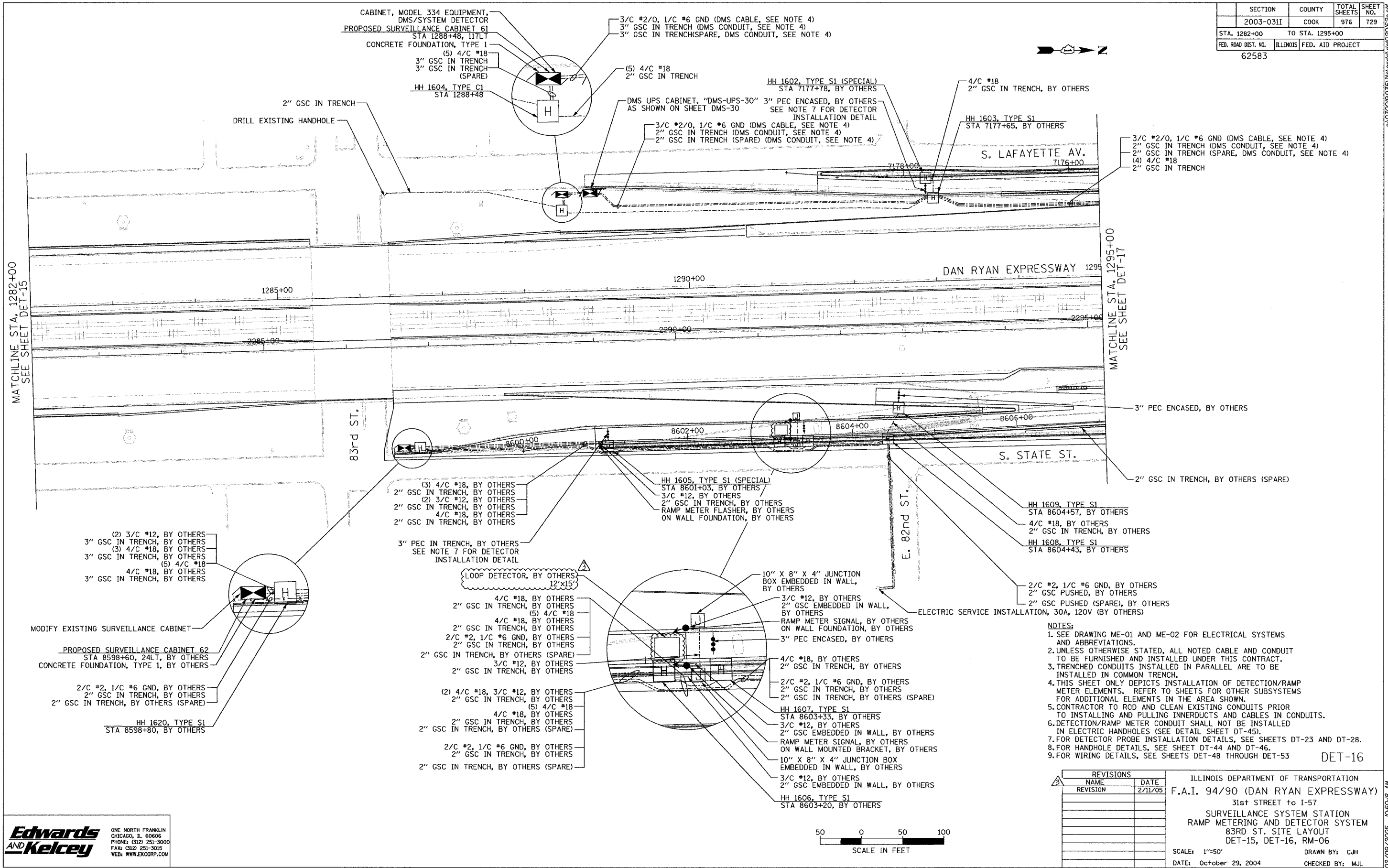
DET-15

REVISIONS	
NAME	DATE

ILLINOIS DEPARTMENT OF TRANSPORTATION
F.A.I. 94/90 (DAN RYAN EXPRESSWAY)
31st STREET to I-57
SURVEILLANCE SYSTEM STATION
DETECTOR SYSTEM
87TH ST. SITE LAYOUT
DET-14
SCALE: 1"=50'
DATE: October 29, 2004
DRAWN BY: CJH
CHECKED BY: MJL

11/23/2004 08:58:33 AM

SECTION	COUNTY	TOTAL SHEETS	SHEET NO.
2003-0311	COOK	976	729
STA. 1282+00 TO STA. 1295+00			
FED. ROAD DIST. NO.	ILLINOIS	FED. AID PROJECT	
62583			

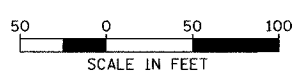


- NOTES:**
- SEE DRAWING ME-01 AND ME-02 FOR ELECTRICAL SYSTEMS AND ABBREVIATIONS.
 - UNLESS OTHERWISE STATED, ALL NOTED CABLE AND CONDUIT TO BE FURNISHED AND INSTALLED UNDER THIS CONTRACT.
 - TRENCHED CONDUITS INSTALLED IN PARALLEL ARE TO BE INSTALLED IN COMMON TRENCH.
 - THIS SHEET ONLY DEPICTS INSTALLATION OF DETECTION/RAMP METER ELEMENTS. REFER TO SHEETS FOR OTHER SUBSYSTEMS FOR ADDITIONAL ELEMENTS IN THE AREA SHOWN.
 - CONTRACTOR TO ROD AND CLEAN EXISTING CONDUITS PRIOR TO INSTALLING AND PULLING INNERDUCTS AND CABLES IN CONDUITS.
 - DETECTION/RAMP METER CONDUIT SHALL NOT BE INSTALLED IN ELECTRIC HANDHOLES (SEE DETAIL SHEET DT-45).
 - FOR DETECTOR PROBE INSTALLATION DETAILS, SEE SHEETS DT-23 AND DT-28.
 - FOR HANDHOLE DETAILS, SEE SHEET DT-44 AND DT-46.
 - FOR WIRING DETAILS, SEE SHEETS DET-48 THROUGH DET-53

REVISIONS		
NO.	NAME	DATE
1		2/11/05

ILLINOIS DEPARTMENT OF TRANSPORTATION
 F.A.I. 94/90 (DAN RYAN EXPRESSWAY)
 31st STREET TO I-57
 SURVEILLANCE SYSTEM STATION
 RAMP METERING AND DETECTOR SYSTEM
 83RD ST. SITE LAYOUT
 DET-15, DET-16, RM-06

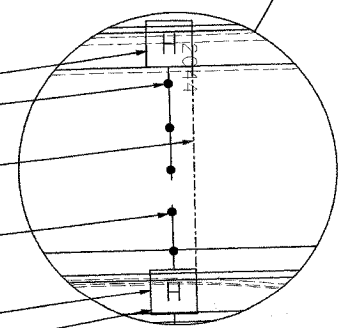
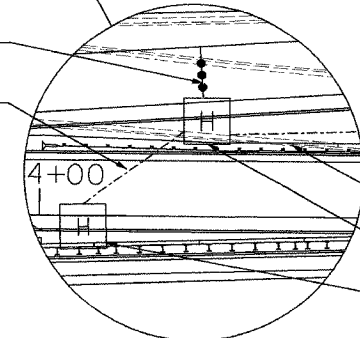
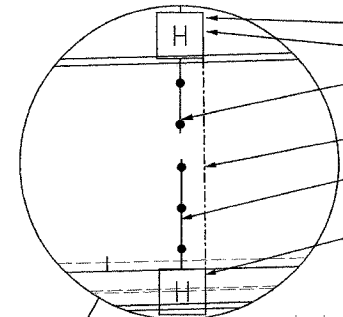
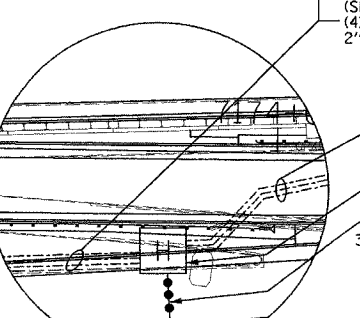
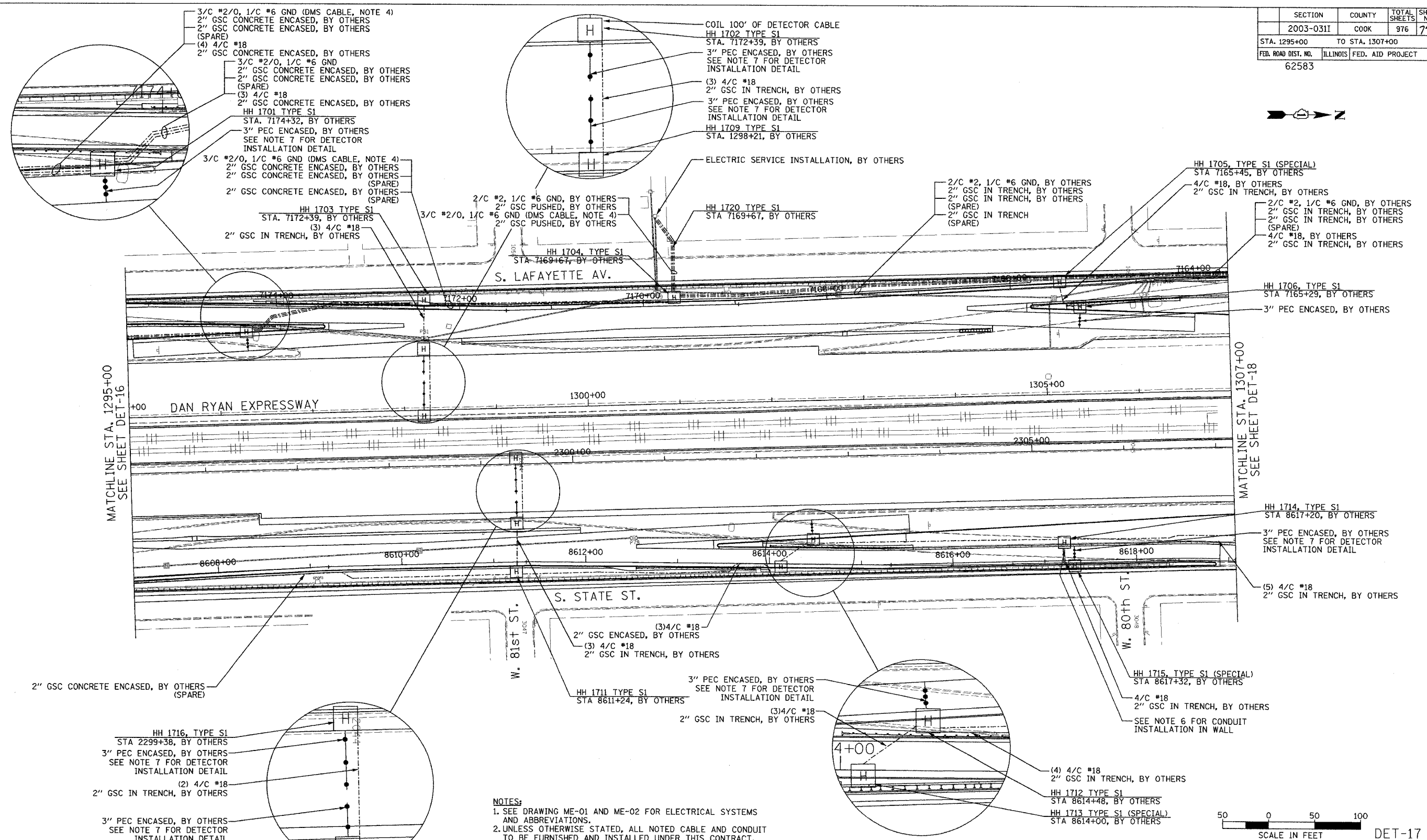
SCALE: 1"=50'
 DATE: October 29, 2004
 DRAWN BY: CJH
 CHECKED BY: MJL



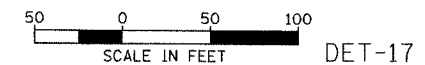
Edwards and Kelcey
 ONE NORTH FRANKLIN
 CHICAGO, IL 60606
 PHONE: (312) 251-3000
 FAX: (312) 251-3015
 WEB: WWW.EKCORP.COM

P:\030019\030019_05\16\16.dwg 10/29/04 10:50:08 AM

SECTION	COUNTY	TOTAL SHEETS	SHEET NO.
2003-03II	COOK	976	730
STA. 1295+00 TO STA. 1307+00			
FED. ROAD DIST. NO.	ILLINOIS	FED. AID PROJECT	
		62583	



- NOTES:**
- SEE DRAWING ME-01 AND ME-02 FOR ELECTRICAL SYSTEMS AND ABBREVIATIONS.
 - UNLESS OTHERWISE STATED, ALL NOTED CABLE AND CONDUIT TO BE FURNISHED AND INSTALLED UNDER THIS CONTRACT.
 - TRENCHED CONDUITS INSTALLED IN PARALLEL ARE TO BE INSTALLED IN COMMON TRENCH.
 - THIS SHEET ONLY DEPICTS INSTALLATION OF DETECTION/RAMP METER ELEMENTS. REFER TO SHEETS FOR OTHER SUBSYSTEMS FOR ADDITIONAL ELEMENTS IN THE AREA SHOWN.
 - CONTRACTOR TO ROD AND CLEAN EXISTING CONDUITS PRIOR TO INSTALLING AND PULLING INNERDUCTS AND CABLES IN CONDUITS.
 - DETECTION/RAMP METER CONDUIT SHALL NOT BE INSTALLED IN ELECTRIC HANDHOLES (SEE DETAIL SHEET DT-45).
 - FOR DETECTOR PROBE INSTALLATION DETAILS, SEE SHEETS DT-23 AND DT-28.
 - FOR HANDHOLE DETAILS, SEE SHEET DT-44 AND DT-46.
 - FOR WIRING DETAILS, SEE SHEETS DET-48 THROUGH DET-53



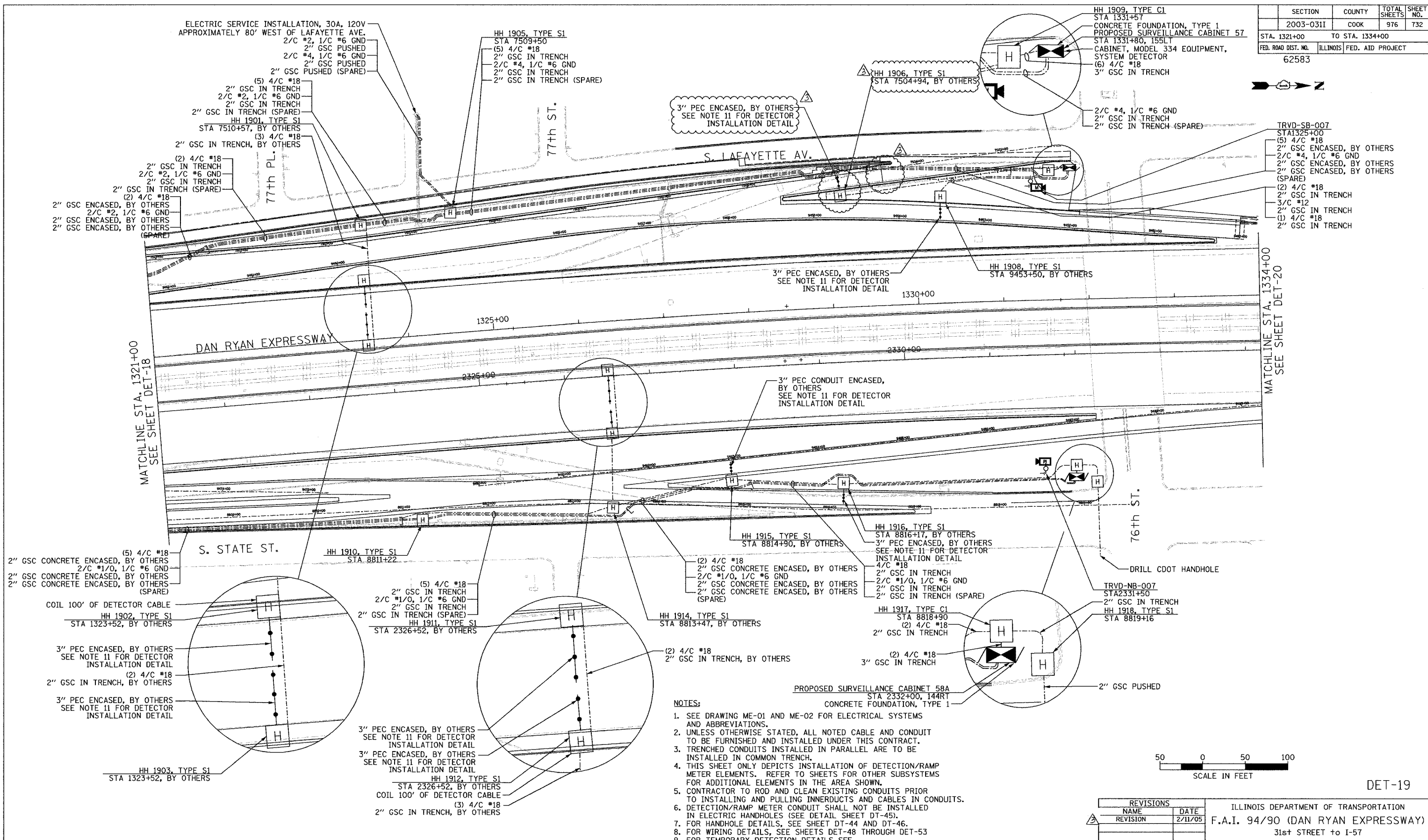
**Edwards
AND
Kelcey**
ONE NORTH FRANKLIN
CHICAGO, IL 60606
PHONE: (312) 251-3000
FAX: (312) 251-3015
WEB: WWW.EKCORP.COM

REVISIONS	
NAME	DATE

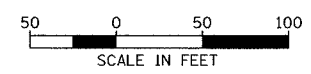
ILLINOIS DEPARTMENT OF TRANSPORTATION
F.A.I. 94/90 (DAN RYAN EXPRESSWAY)
31st STREET to I-57
SURVEILLANCE SYSTEM STATION
RAMP METERING AND DETECTOR SYSTEM
83RD ST./79TH ST. SITE LAYOUT
DET-15, DET-16, DET-17, DET-18, RM-06, RM-07
SCALE: 1"=50'
DATE: October 29, 2004
DRAWN BY: CJH
CHECKED BY: MJL

11/15/2004 11:45:44 AM

SECTION	COUNTY	TOTAL SHEETS	SHEET NO.
2003-0311	COOK	976	732
STA. 1321+00 TO STA. 1334+00			
FED. ROAD DIST. NO. 62583		ILLINOIS FED. AID PROJECT	



- NOTES:**
- SEE DRAWING ME-01 AND ME-02 FOR ELECTRICAL SYSTEMS AND ABBREVIATIONS.
 - UNLESS OTHERWISE STATED, ALL NOTED CABLE AND CONDUIT TO BE FURNISHED AND INSTALLED UNDER THIS CONTRACT.
 - TRENCHED CONDUITS INSTALLED IN PARALLEL ARE TO BE INSTALLED IN COMMON TRENCH.
 - THIS SHEET ONLY DEPICTS INSTALLATION OF DETECTION/RAMP METER ELEMENTS. REFER TO SHEETS FOR OTHER SUBSYSTEMS FOR ADDITIONAL ELEMENTS IN THE AREA SHOWN.
 - CONTRACTOR TO ROD AND CLEAN EXISTING CONDUITS PRIOR TO INSTALLING AND PULLING INNERDUCTS AND CABLES IN CONDUITS.
 - DETECTION/RAMP METER CONDUIT SHALL NOT BE INSTALLED IN ELECTRIC HANDHOLES (SEE DETAIL SHEET DT-45).
 - FOR HANDHOLE DETAILS, SEE SHEET DT-44 AND DT-46.
 - FOR WIRING DETAILS, SEE SHEETS DET-18 THROUGH DET-53.
 - FOR TEMPORARY DETECTION DETAILS SEE SHEETS DT-53 TO DT-55.
 - PROPOSED GEOMETRY SHOWN ON THIS SHEET IS PRELIMINARY. CONTRACTOR SHALL COORDINATE WITH CONTRACTS 62694, 62695, 62592, AND 62593 TO DETERMINE FINAL GEOMETRY FOR THE AREA SHOWN.
 - FOR DETECTOR PROBE INSTALLATION DETAILS, SEE SHEETS DT-23 AND DT-28.



REVISIONS	
NAME	DATE
REVISION	2/11/05

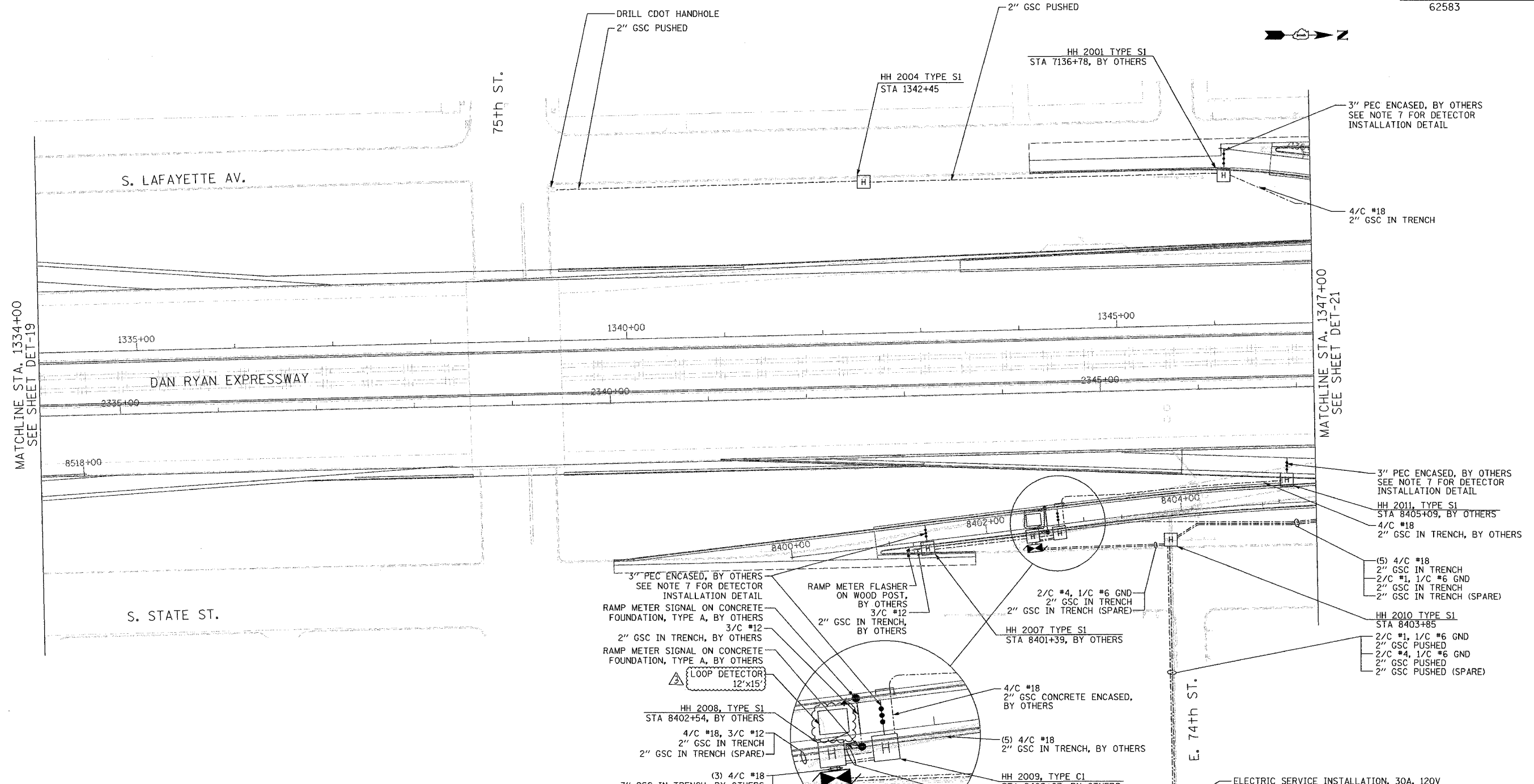
ILLINOIS DEPARTMENT OF TRANSPORTATION
 F.A.I. 94/90 (DAN RYAN EXPRESSWAY)
 31st STREET to I-57
 SURVEILLANCE SYSTEM STATION
 RAMP METERING AND DETECTOR SYSTEM
 79TH ST. SITE LAYOUT, DET-19, DET-19A,
 DET-20, DET-20A, RM-08, RM-08A

SCALE: 1"=50'
 DATE: October 29, 2004
 DRAWN BY: C.J.H.
 CHECKED BY: CC

**Edwards
 AND Kelcey**
 ONE NORTH FRANKLIN
 CHICAGO, IL 60606
 PHONE: (312) 251-3000
 FAX: (312) 251-3015
 WEB: WWW.EKCORP.COM

P:\030019\030019_05\116\wood\det19\2010292004.dwg
 02/09/2005 11:56:09 AM

SECTION	COUNTY	TOTAL SHEETS	SHEET NO.
2003-0311	COOK	976	733
STA. 1334+00	TO STA. 1347+00		
FED. ROAD DIST. NO.	ILLINOIS	FED. AID PROJECT	
62583			



- NOTES:**
- SEE DRAWING ME-01 AND ME-02 FOR ELECTRICAL SYSTEMS AND ABBREVIATIONS.
 - UNLESS OTHERWISE STATED, ALL NOTED CABLE AND CONDUIT TO BE FURNISHED AND INSTALLED UNDER THIS CONTRACT.
 - TRENCHED CONDUITS INSTALLED IN PARALLEL ARE TO BE INSTALLED IN COMMON TRENCH.
 - THIS SHEET ONLY DEPICTS INSTALLATION OF DETECTION/RAMP METER ELEMENTS. REFER TO SHEETS FOR OTHER SUBSYSTEMS FOR ADDITIONAL ELEMENTS IN THE AREA SHOWN.
 - CONTRACTOR TO ROD AND CLEAN EXISTING CONDUITS PRIOR TO INSTALLING AND PULLING INNERDUCTS AND CABLES IN CONDUITS.
 - DETECTION/RAMP METER CONDUIT SHALL NOT BE INSTALLED IN ELECTRIC HANDHOLES (SEE DETAIL SHEET DT-45).
 - FOR DETECTOR PROBE INSTALLATION DETAILS, SEE SHEETS DT-23 AND DT-28.
 - FOR HANDHOLE DETAILS, SEE SHEET DT-44 AND DT-46.
 - FOR WIRING DETAILS, SEE SHEETS DET-48 THROUGH DET-53.

Edwards AND Kelcey
 ONE NORTH FRANKLIN
 CHICAGO, IL 60606
 PHONE: (312) 251-3000
 FAX: (312) 251-3015
 WEB: WWW.EKCORP.COM

REVISIONS	
NAME	DATE
REVISION	2/11/05

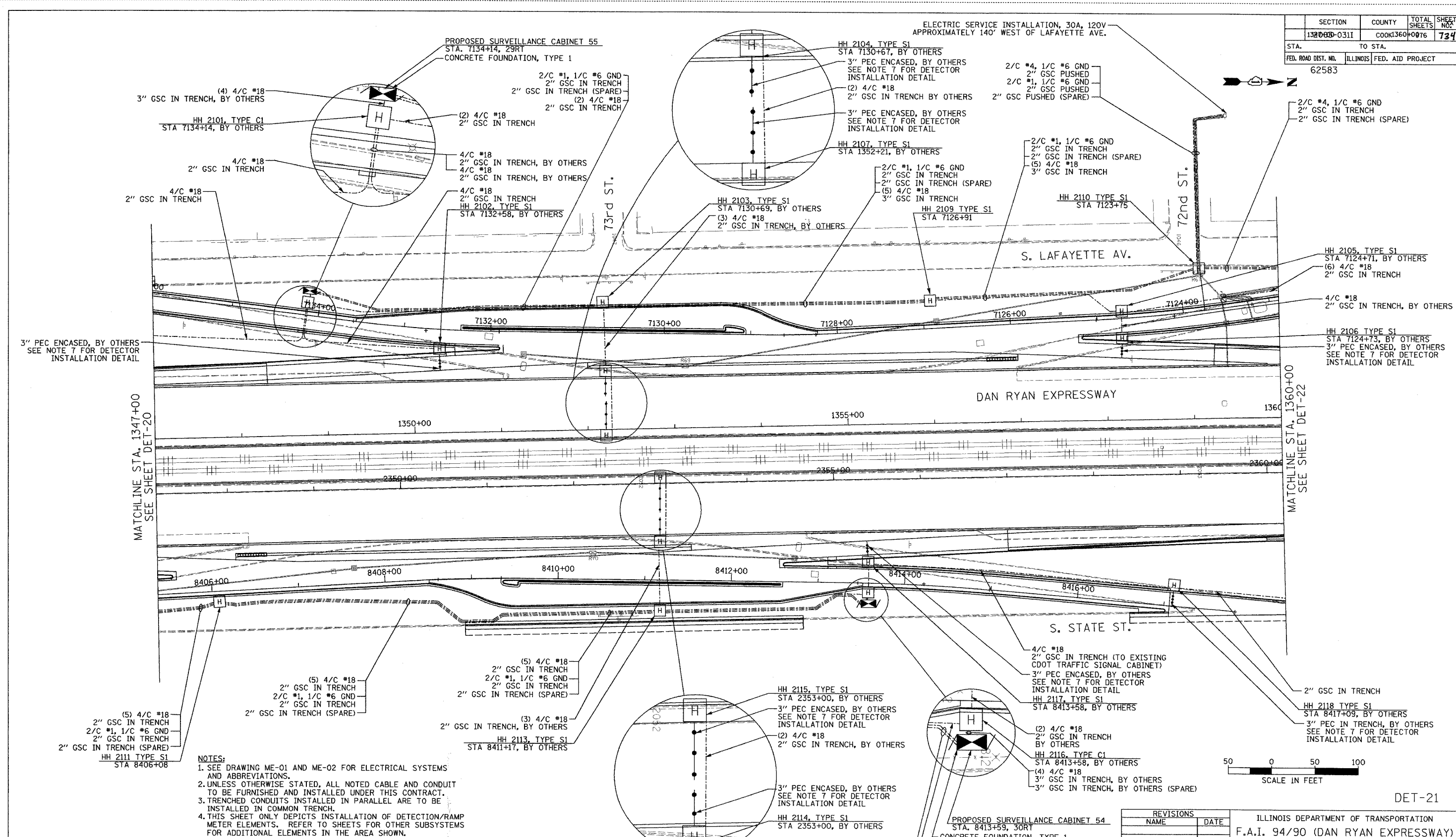
ILLINOIS DEPARTMENT OF TRANSPORTATION
 F.A.I. 94/90 (DAN RYAN EXPRESSWAY)
 31st STREET TO I-57
 SURVEILLANCE SYSTEM STATION
 RAMP METERING AND DETECTOR SYSTEM
 75TH ST. SITE LAYOUT
 DET-21, DET-22, RM-09
 SCALE: 1"=50'
 DATE: October 29, 2004
 DRAWN BY: CJH
 CHECKED BY: MJL



DET-20

02/09/2005 09:44:15 AM

SECTION	COUNTY	TOTAL SHEETS	SHEET NO.
132000-0311	COOK	1360	734
STA. TO STA.		FED. ROAD DIST. NO.	
62583		ILLINOIS FED. AID PROJECT	



- NOTES:**
- SEE DRAWING ME-01 AND ME-02 FOR ELECTRICAL SYSTEMS AND ABBREVIATIONS.
 - UNLESS OTHERWISE STATED, ALL NOTED CABLE AND CONDUIT TO BE FURNISHED AND INSTALLED UNDER THIS CONTRACT.
 - TRENCHED CONDUITS INSTALLED IN PARALLEL ARE TO BE INSTALLED IN COMMON TRENCH.
 - THIS SHEET ONLY DEPICTS INSTALLATION OF DETECTION/RAMP METER ELEMENTS. REFER TO SHEETS FOR OTHER SUBSYSTEMS FOR ADDITIONAL ELEMENTS IN THE AREA SHOWN.
 - CONTRACTOR TO ROD AND CLEAN EXISTING CONDUITS PRIOR TO INSTALLING AND PULLING INNERDUCTS AND CABLES IN CONDUITS.
 - DETECTION/RAMP METER CONDUIT SHALL NOT BE INSTALLED IN ELECTRIC HANDHOLES (SEE DETAIL SHEET DT-45).
 - FOR DETECTOR PROBE INSTALLATION DETAILS, SEE SHEETS DT-23 AND DT-28.
 - FOR HANDHOLE DETAILS, SEE SHEET DT-44 AND DT-46.
 - FOR WIRING DETAILS, SEE SHEETS DET-48 THROUGH DET-53.

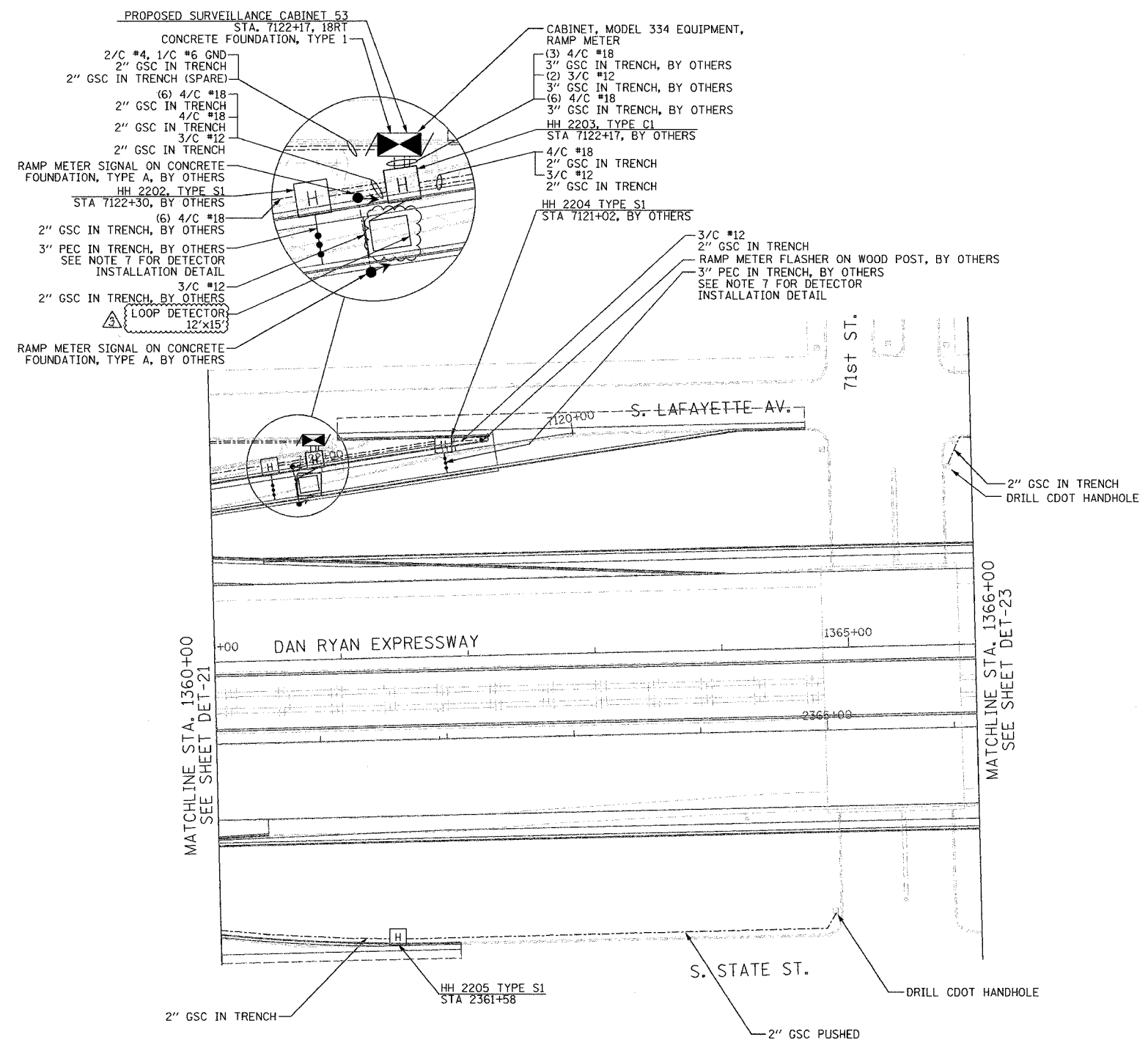
Edwards AND Kelcey
 ONE NORTH FRANKLIN
 CHICAGO, IL 60606
 PHONE: (312) 251-3000
 FAX: (312) 251-3015
 WEB: WWW.EDKCORP.COM

REVISIONS	
NAME	DATE

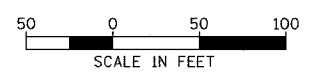
ILLINOIS DEPARTMENT OF TRANSPORTATION
 F.A.I. 94/90 (DAN RYAN EXPRESSWAY)
 31st STREET TO I-57
 SURVEILLANCE SYSTEM STATION
 RAMP METERING AND DETECTOR SYSTEM
 75THST./71ST ST. SITE LAYOUT
 DET-21, DET-22, DET-23, DET-24, RM-10
 SCALE: 1"=50'
 DATE: October 29, 2004
 DRAWN BY: C.JH
 CHECKED BY: MJL

P:\030010035\7\SCADD\DET-21.DWG 10/21/2004 01:35:54 PM

SECTION	COUNTY	TOTAL SHEETS	SHEET NO.
2003-031I	COOK	976	735
STA. 1360+00 TO STA. 1366+00			
FED. ROAD DIST. NO.	ILLINOIS	FED. AID PROJECT	
62583			



- NOTES:**
1. SEE DRAWING ME-01 AND ME-02 FOR ELECTRICAL SYSTEMS AND ABBREVIATIONS.
 2. UNLESS OTHERWISE STATED, ALL NOTED CABLE AND CONDUIT TO BE FURNISHED AND INSTALLED UNDER THIS CONTRACT.
 3. TRENCHED CONDUITS INSTALLED IN PARALLEL ARE TO BE INSTALLED IN COMMON TRENCH.
 4. THIS SHEET ONLY DEPICTS INSTALLATION OF DETECTION/RAMP METER ELEMENTS. REFER TO SHEETS FOR OTHER SUBSYSTEMS FOR ADDITIONAL ELEMENTS IN THE AREA SHOWN.
 5. CONTRACTOR TO ROD AND CLEAN EXISTING CONDUITS PRIOR TO INSTALLING AND PULLING INNERDUCTS AND CABLES IN CONDUITS.
 6. DETECTION/RAMP METER CONDUIT SHALL NOT BE INSTALLED IN ELECTRIC HANDHOLES (SEE DETAIL SHEET DT-45).
 7. FOR DETECTOR PROBE INSTALLATION DETAILS, SEE SHEETS DT-23 AND DT-28.
 8. FOR HANDHOLE DETAILS, SEE SHEET DT-44 AND DT-46.
 9. FOR WIRING DETAILS, SEE SHEETS DET-48 THROUGH DET-53.



DET-22

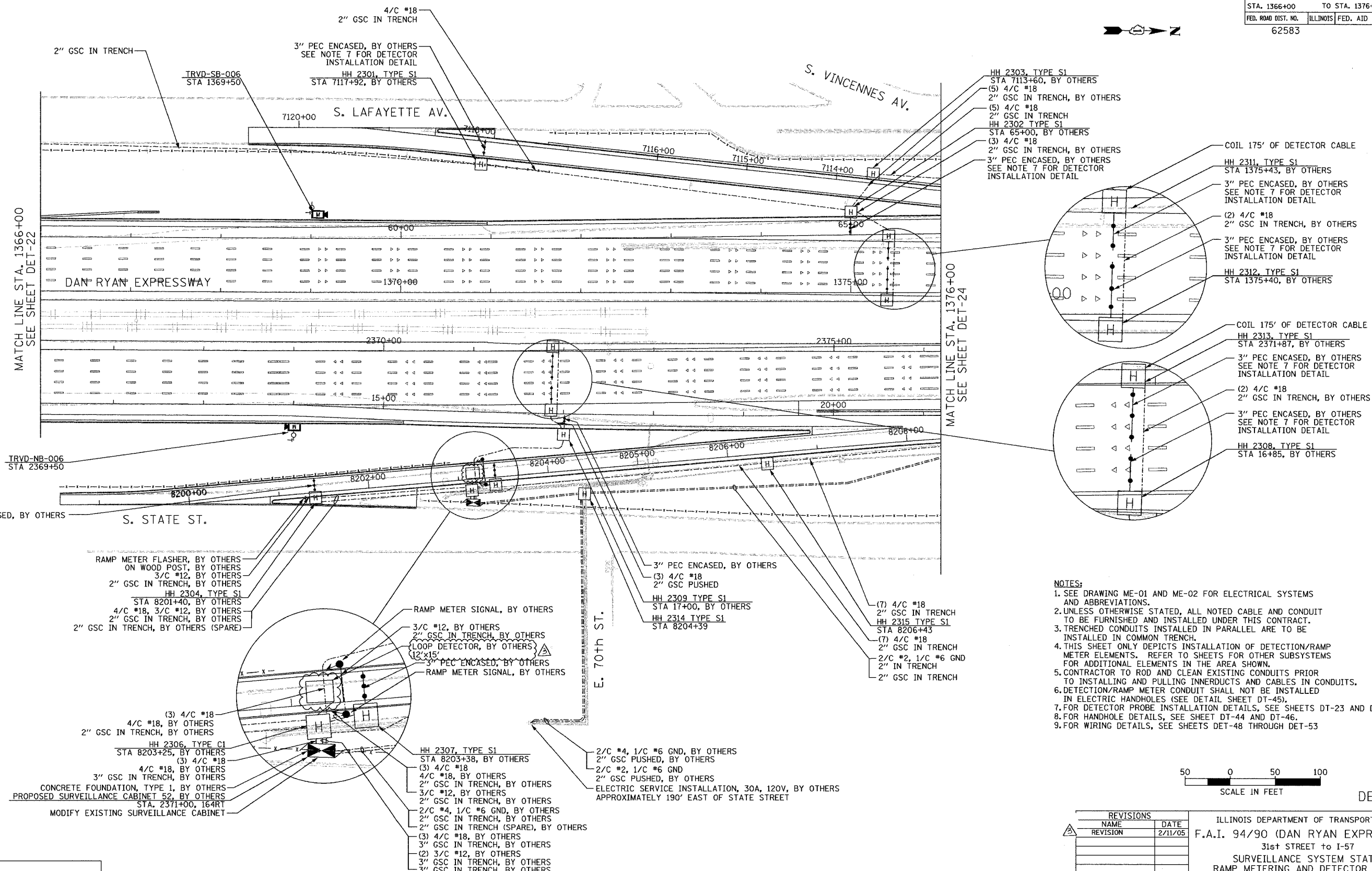
**Edwards
AND Kelcey**
ONE NORTH FRANKLIN
CHICAGO, IL 60606
PHONE: (312) 251-3000
FAX: (312) 251-3015
WEB: WWW.EKCORP.COM

REVISIONS		DATE
NAME	REVISION	DATE
		2/11/05

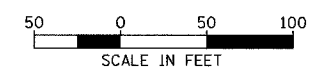
ILLINOIS DEPARTMENT OF TRANSPORTATION
F.A.I. 94/90 (DAN RYAN EXPRESSWAY)
31st STREET TO I-57
SURVEILLANCE SYSTEM STATION
RAMP METERING AND DETECTOR SYSTEM
71ST ST. SITE LAYOUT
DET-23, DET-24, RM-10
SCALE: 1"=50'
DATE: October 29, 2004
DRAWN BY: CJH
CHECKED BY: MJL

02/09/2005 09:44:24 AM

SECTION	COUNTY	TOTAL SHEETS	SHEET NO.
2003-031I	COOK	976	736
STA. 1366+00 TO STA. 1376+00			
FED. ROAD DIST. NO.	ILLINOIS	FED. AID PROJECT	
62583			



- NOTES:**
- SEE DRAWING ME-01 AND ME-02 FOR ELECTRICAL SYSTEMS AND ABBREVIATIONS.
 - UNLESS OTHERWISE STATED, ALL NOTED CABLE AND CONDUIT TO BE FURNISHED AND INSTALLED UNDER THIS CONTRACT.
 - TRENCHED CONDUITS INSTALLED IN PARALLEL ARE TO BE INSTALLED IN COMMON TRENCH.
 - THIS SHEET ONLY DEPICTS INSTALLATION OF DETECTION/RAMP METER ELEMENTS. REFER TO SHEETS FOR OTHER SUBSYSTEMS FOR ADDITIONAL ELEMENTS IN THE AREA SHOWN.
 - CONTRACTOR TO ROD AND CLEAN EXISTING CONDUITS PRIOR TO INSTALLING AND PULLING INNERDUCTS AND CABLES IN CONDUITS.
 - DETECTION/RAMP METER CONDUIT SHALL NOT BE INSTALLED IN ELECTRIC HANDHOLES (SEE DETAIL SHEET DT-45).
 - FOR DETECTOR PROBE INSTALLATION DETAILS, SEE SHEETS DT-23 AND DT-28.
 - FOR HANDHOLE DETAILS, SEE SHEET DT-44 AND DT-46.
 - FOR WIRING DETAILS, SEE SHEETS DET-48 THROUGH DET-53.



DET-23

REVISIONS		
NO.	NAME	DATE
1	REVISION	2/11/05

ILLINOIS DEPARTMENT OF TRANSPORTATION
 F.A.I. 94/90 (DAN RYAN EXPRESSWAY)
 31st STREET TO I-57
 SURVEILLANCE SYSTEM STATION
 RAMP METERING AND DETECTOR SYSTEM
 71ST ST. SITE LAYOUT
 DET-25, DET-26, RM-11

SCALE: 1"=50'
 DATE: October 29, 2004

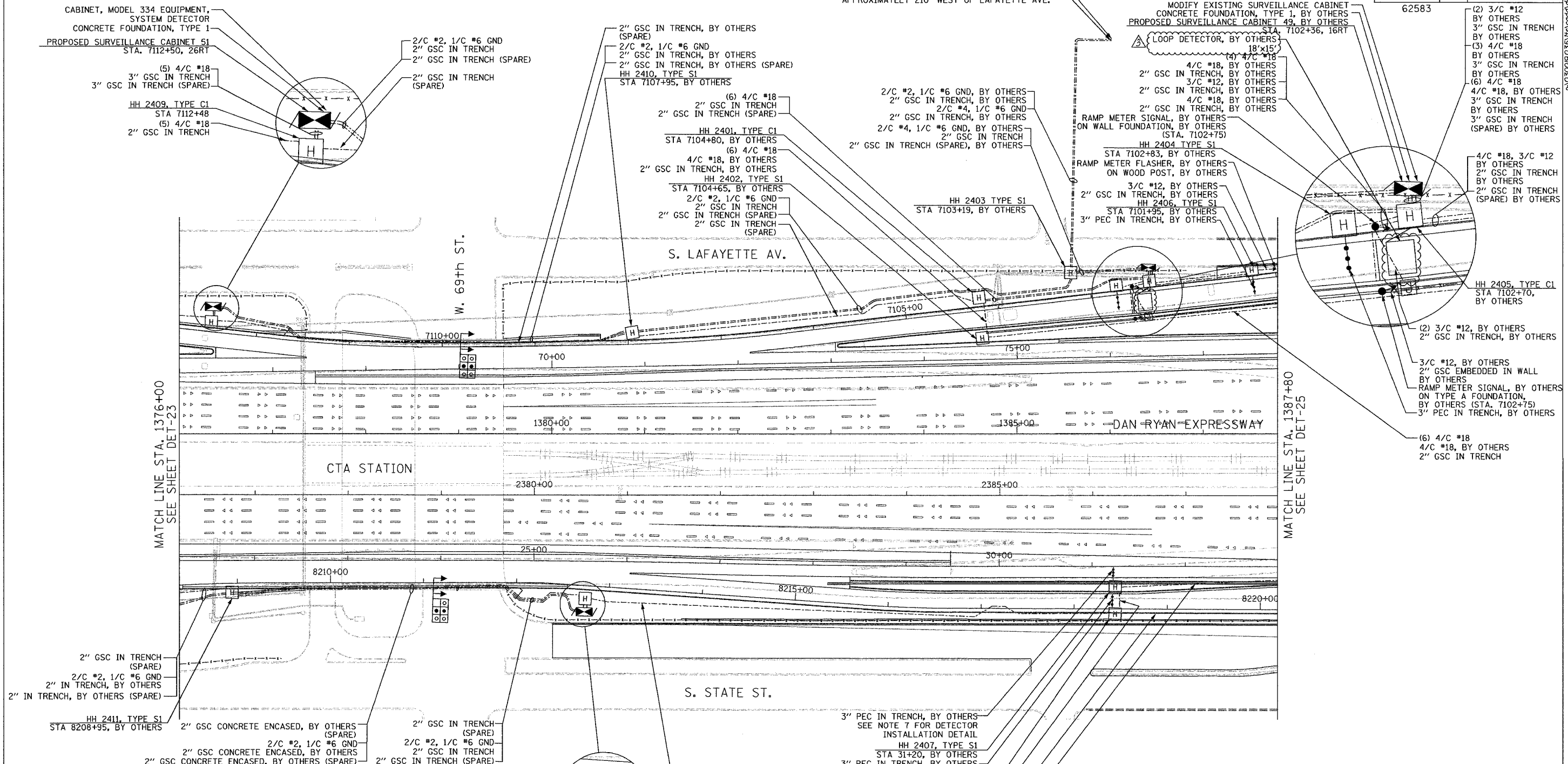
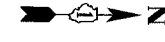
DRAWN BY: CJH
 CHECKED BY: MJL

**Edwards
 AND Kelcey**

ONE NORTH FRANKLIN
 CHICAGO, IL 60606
 PHONE: (312) 251-3000
 FAX: (312) 251-3015
 WEB: WWW.EKCORP.COM

P:\030009\0305\15\road\det23.dwg 10/29/2004 10:50:37 AM

SECTION	COUNTY	TOTAL SHEETS	SHEET NO.
2003-0311	COOK	976	737
STA. 1376+00 TO STA. 1388+00			
FED. ROAD DIST. NO.	ILLINOIS FED. AID PROJECT		
62583			



MATCH LINE STA. 1376+00
SEE SHEET DET-23

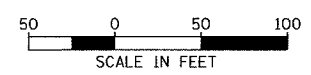
MATCH LINE STA. 1387+80
SEE SHEET DET-25

- NOTES:**
- SEE DRAWING ME-01 AND ME-02 FOR ELECTRICAL SYSTEMS AND ABBREVIATIONS.
 - UNLESS OTHERWISE STATED, ALL NOTED CABLE AND CONDUIT TO BE FURNISHED AND INSTALLED UNDER THIS CONTRACT.
 - TRENCHED CONDUITS INSTALLED IN PARALLEL ARE TO BE INSTALLED IN COMMON TRENCH.
 - THIS SHEET ONLY DEPICTS INSTALLATION OF DETECTION/RAMP METER ELEMENTS. REFER TO SHEETS FOR OTHER SUBSYSTEMS FOR ADDITIONAL ELEMENTS IN THE AREA SHOWN.
 - CONTRACTOR TO ROD AND CLEAN EXISTING CONDUITS PRIOR TO INSTALLING AND PULLING INNERDUCTS AND CABLES IN CONDUITS.
 - DETECTION/RAMP METER CONDUIT SHALL NOT BE INSTALLED IN ELECTRIC HANDHOLES (SEE DETAIL SHEET DT-45).
 - FOR DETECTOR PROBE INSTALLATION DETAILS, SEE SHEETS DT-23 AND DT-28.
 - FOR HANDHOLE DETAILS, SEE SHEET DT-44 AND DT-46.
 - FOR WIRING DETAILS, SEE SHEETS DET-48 THROUGH DET-53

Edwards and Kelcey
 ONE NORTH FRANKLIN
 CHICAGO, IL 60606
 PHONE: (312) 251-3000
 FAX: (312) 251-3015
 WEB: WWW.EKCORP.COM

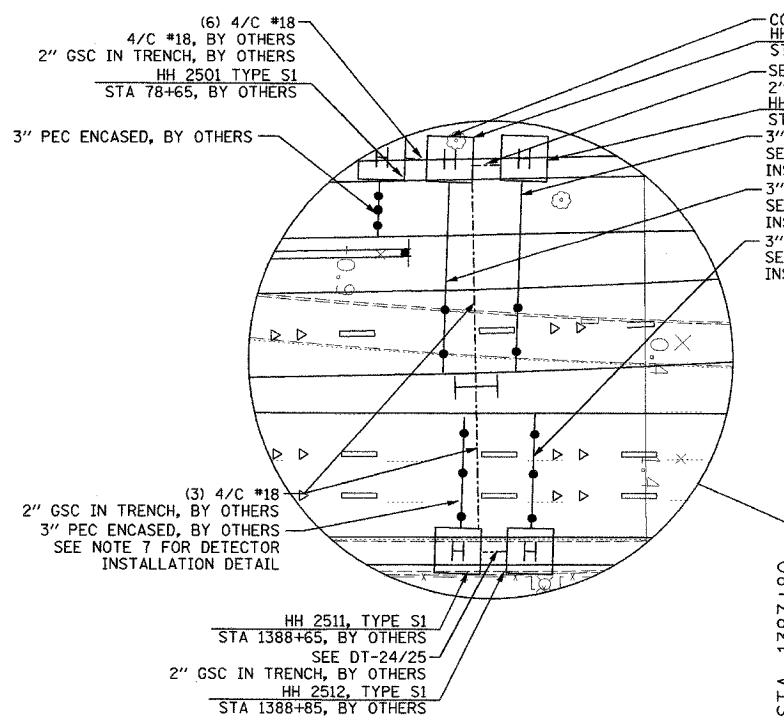
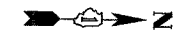
REVISIONS		DATE
NAME	REVISION	
		2/11/05

ILLINOIS DEPARTMENT OF TRANSPORTATION
 F.A.I. 94/90 (DAN RYAN EXPRESSWAY)
 31st STREET TO I-57
 SURVEILLANCE SYSTEM STATION
 RAMP METERING AND DETECTOR SYSTEM
 69TH ST. SITE LAYOUT
 DET-25, DET-26, DET-27, DET-28, RM-11, RM-12
 SCALE: 1"=50'
 DATE: October 29, 2004
 DRAWN BY: CJH
 CHECKED BY: MJL

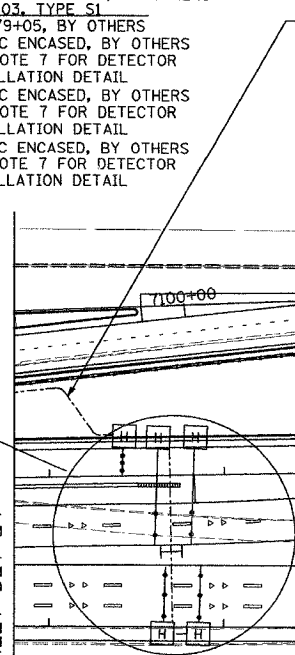


A:\03009035\1376+00\DET24.DWG 10/29/2004 10:50:48 AM

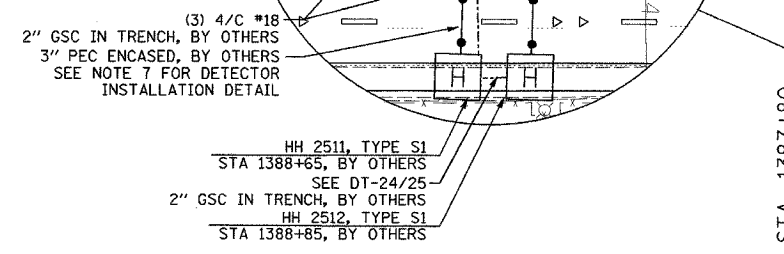
SECTION	COUNTY	TOTAL SHEETS	SHEET NO.
2003-0311	COOK	976	738
STA. 1388+00 TO STA. 1398+00			
FED. ROAD DIST. NO.	ILLINOIS	FED. AID PROJECT	
62583			



COIL 200' OF DETECTOR CABLE
HH 2502, TYPE S1
STA 78+85, BY OTHERS
SEE DT-24/25
2\"/>

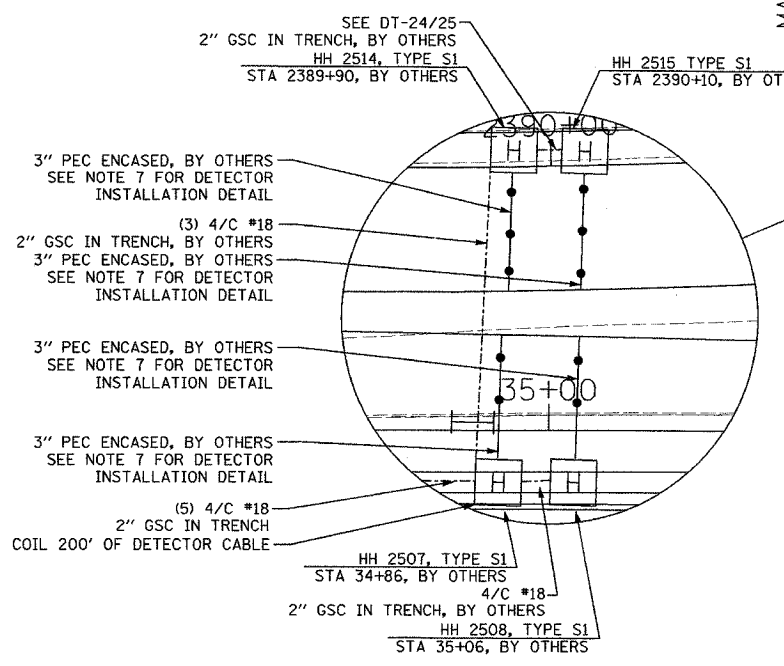


(6) 4/C #18
4/C #18, BY OTHERS
2\"/>



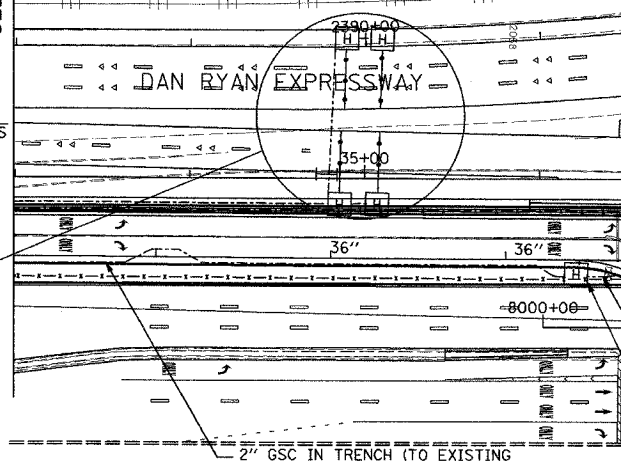
HH 2511, TYPE S1
STA 1388+65, BY OTHERS
SEE DT-24/25
2\"/>

MATCH LINE STA. 1387+80
SEE SHEET DET-24



SEE DT-24/25
2\"/>


HH 2515 TYPE S1
STA 2390+10, BY OTHERS



2\"/>

2\"/>

- NOTES:**
- SEE DRAWING ME-01 AND ME-02 FOR ELECTRICAL SYSTEMS AND ABBREVIATIONS.
 - UNLESS OTHERWISE STATED, ALL NOTED CABLE AND CONDUIT TO BE FURNISHED AND INSTALLED UNDER THIS CONTRACT.
 - TRENCHED CONDUITS INSTALLED IN PARALLEL ARE TO BE INSTALLED IN COMMON TRENCH.
 - THIS SHEET ONLY DEPICTS INSTALLATION OF DETECTION/RAMP METER ELEMENTS. REFER TO SHEETS FOR OTHER SUBSYSTEMS FOR ADDITIONAL ELEMENTS IN THE AREA SHOWN.
 - CONTRACTOR TO ROD AND CLEAN EXISTING CONDUITS PRIOR TO INSTALLING AND PULLING INNERDUCTS AND CABLES IN CONDUITS.
 - DETECTION/RAMP METER CONDUIT SHALL NOT BE INSTALLED IN ELECTRIC HANDHOLES (SEE DETAIL SHEET DT-45).
 - FOR DETECTOR PROBE INSTALLATION DETAILS, SEE SHEETS DT-23 AND DT-28.
 - FOR HANDHOLE DETAILS, SEE SHEET DT-44 AND DT-46.
 - FOR WIRING DETAILS, SEE SHEETS DET-48 THROUGH DET-53



SCALE IN FEET

DET-25

REVISIONS	
NAME	DATE

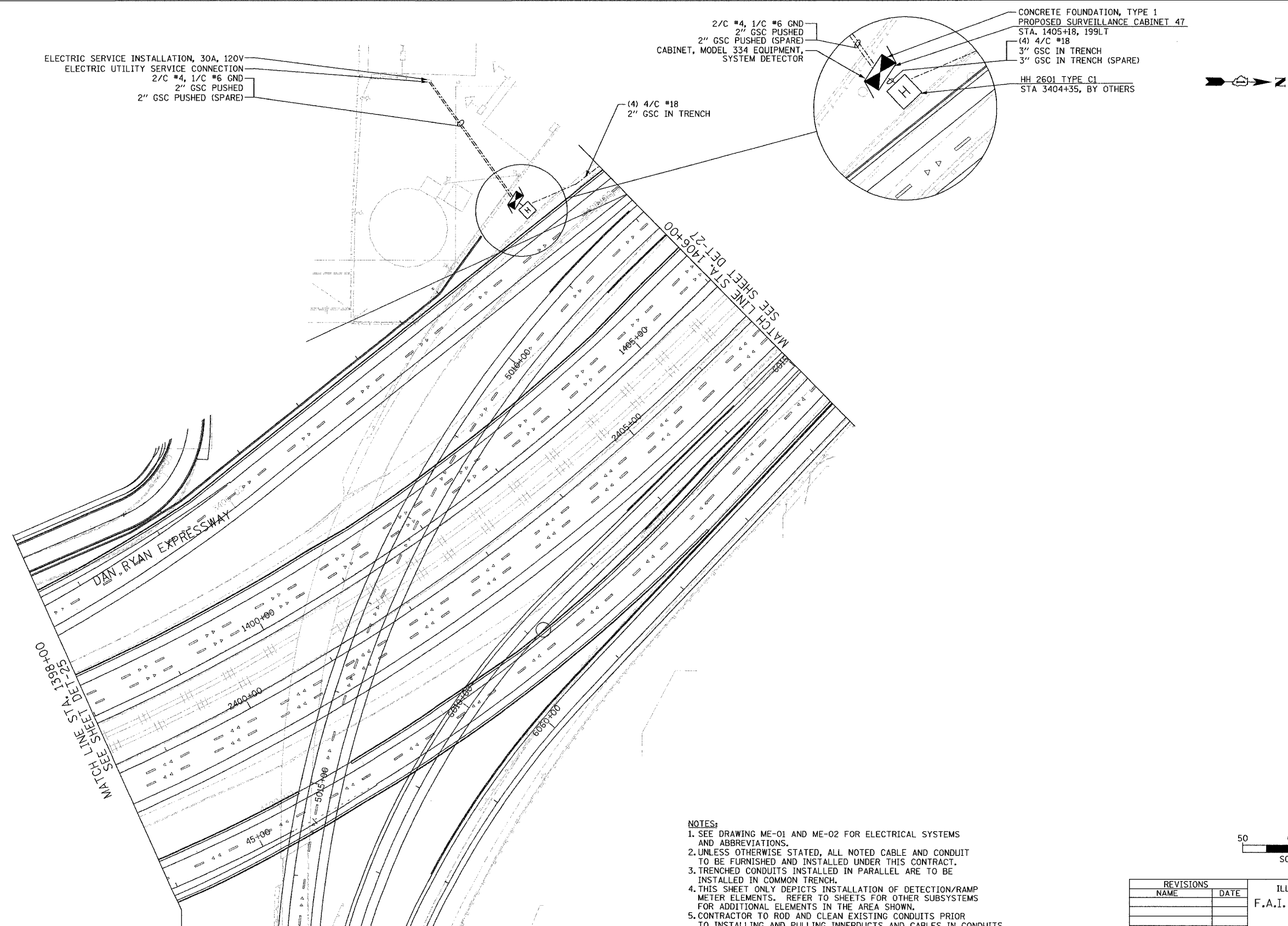
ILLINOIS DEPARTMENT OF TRANSPORTATION
F.A.I. 94/90 (DAN RYAN EXPRESSWAY)
31st STREET TO I-57
SURVEILLANCE SYSTEM STATION
RAMP METERING AND DETECTOR SYSTEM
67TH ST. SITE LAYOUT
DET-27, DET-28, RM-12

SCALE: 1"=50'
DATE: October 29, 2004
DRAWN BY: CJH
CHECKED BY: MJL



10/15/2004 11:47:18 AM

SECTION	COUNTY	TOTAL SHEETS	SHEET NO.
2003-0311	COOK	976	739
STA. 1398+00 TO STA. 1406+00			
FED. ROAD DIST. NO.	ILLINOIS	FED. AID PROJECT	
62583			



ELECTRIC SERVICE INSTALLATION, 30A, 120V
ELECTRIC UTILITY SERVICE CONNECTION
2/C #4, 1/C #6 GND
2\"/>

2/C #4, 1/C #6 GND
2\"/>

CONCRETE FOUNDATION, TYPE 1
PROPOSED SURVEILLANCE CABINET 47
STA. 1405+18, 199LT
(4) 4/C #18
3\"/>

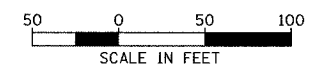
(4) 4/C #18
2\"/>

MATCH LINE STA. 1398+00
SEE SHEET DET-25

MATCH LINE STA. 1406+00
SEE SHEET DET-27

NOTES:

- SEE DRAWING ME-01 AND ME-02 FOR ELECTRICAL SYSTEMS AND ABBREVIATIONS.
- UNLESS OTHERWISE STATED, ALL NOTED CABLE AND CONDUIT TO BE FURNISHED AND INSTALLED UNDER THIS CONTRACT.
- TRENCHED CONDUITS INSTALLED IN PARALLEL ARE TO BE INSTALLED IN COMMON TRENCH.
- THIS SHEET ONLY DEPICTS INSTALLATION OF DETECTION/RAMP METER ELEMENTS. REFER TO SHEETS FOR OTHER SUBSYSTEMS FOR ADDITIONAL ELEMENTS IN THE AREA SHOWN.
- CONTRACTOR TO ROD AND CLEAN EXISTING CONDUITS PRIOR TO INSTALLING AND PULLING INNERDUCTS AND CABLES IN CONDUITS.
- DETECTION/RAMP METER CONDUIT SHALL NOT BE INSTALLED IN ELECTRIC HANDHOLES (SEE DETAIL SHEET DT-45).
- FOR DETECTOR PROBE INSTALLATION DETAILS, SEE SHEETS DT-23 AND DT-28.
- FOR HANDHOLE DETAILS, SEE SHEET DT-44 AND DT-46.
- FOR WIRING DETAILS, SEE SHEETS DET-48 THROUGH DET-53



DET-26

**Edwards
AND Kelcey**
ONE NORTH FRANKLIN
CHICAGO, IL 60606
PHONE: (312) 251-3000
FAX: (312) 251-3015
WEB: WWW.EKCORP.COM

REVISIONS	
NAME	DATE

ILLINOIS DEPARTMENT OF TRANSPORTATION
F.A.I. 94/90 (DAN RYAN EXPRESSWAY)
31st STREET TO I-57
SURVEILLANCE STATION
DETECTOR SYSTEM
CRI & P RR SITE LAYOUT
DET-29
SCALE: 1"=50'
DATE: October 29, 2004
DRAWN BY: CJH
CHECKED BY: MJL

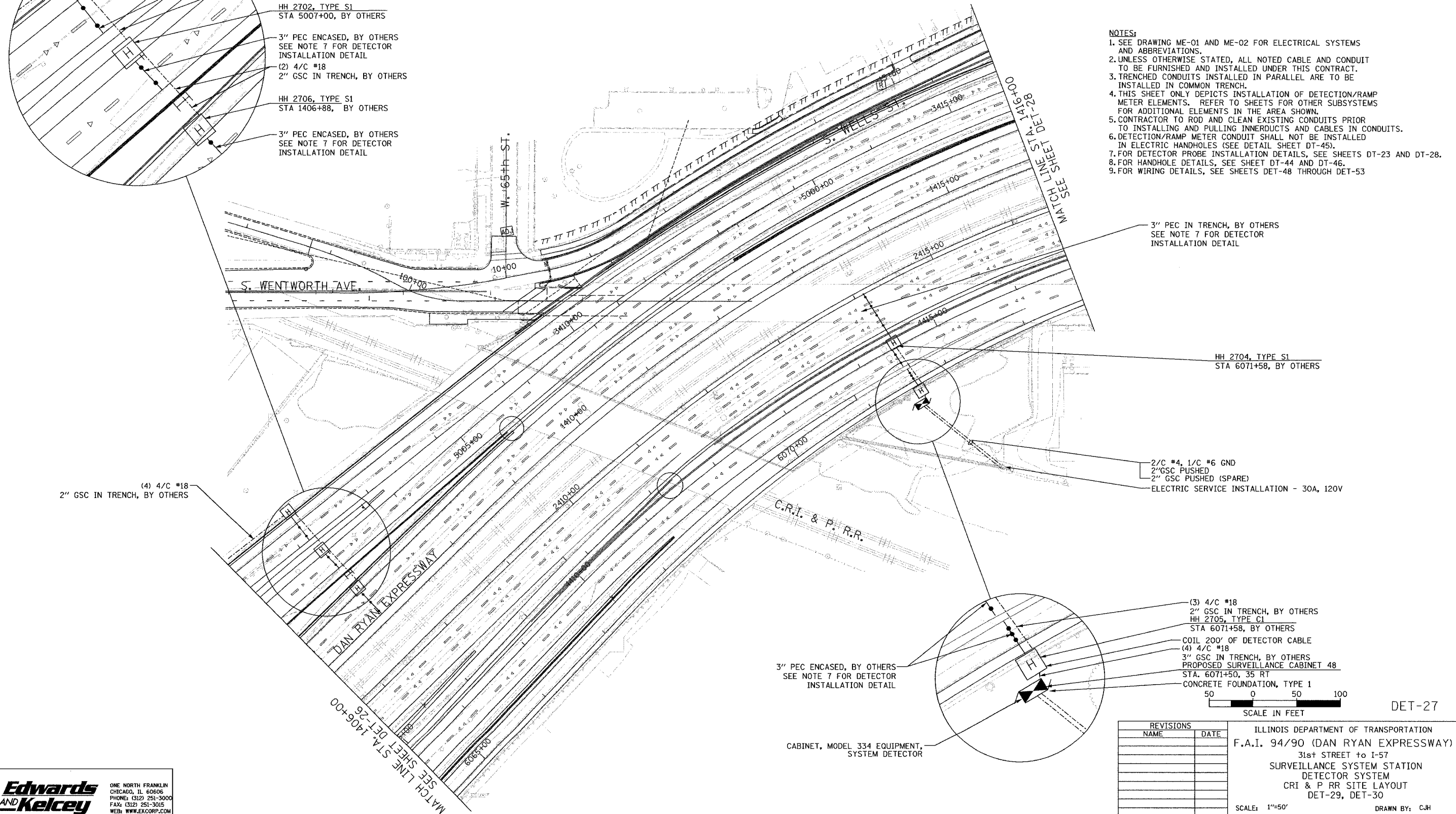
P:\030009\035\115\cadd\det\020226.dwg 10:27:40 AM 11/23/2004

SECTION	COUNTY	TOTAL SHEETS	SHEET NO.
2003-0311	COOK	976	740
STA. 1406+00 TO STA. 1416+00			
FED. ROAD DIST. NO.	ILLINOIS	FED. AID PROJECT	
62583			



- COIL 200' OF DETECTOR CABLE
- HH 2701, TYPE S1
- STA 5007+00, BY OTHERS
- 3" PEC ENCASED, BY OTHERS
- SEE NOTE 7 FOR DETECTOR INSTALLATION DETAIL
- (3) 4/C #18
- 2" GSC IN TRENCH
- BY OTHERS
- HH 2702, TYPE S1
- STA 5007+00, BY OTHERS
- 3" PEC ENCASED, BY OTHERS
- SEE NOTE 7 FOR DETECTOR INSTALLATION DETAIL
- (2) 4/C #18
- 2" GSC IN TRENCH, BY OTHERS
- HH 2706, TYPE S1
- STA 1406+88, BY OTHERS
- 3" PEC ENCASED, BY OTHERS
- SEE NOTE 7 FOR DETECTOR INSTALLATION DETAIL

- NOTES:
1. SEE DRAWING ME-01 AND ME-02 FOR ELECTRICAL SYSTEMS AND ABBREVIATIONS.
 2. UNLESS OTHERWISE STATED, ALL NOTED CABLE AND CONDUIT TO BE FURNISHED AND INSTALLED UNDER THIS CONTRACT.
 3. TRENCHED CONDUITS INSTALLED IN PARALLEL ARE TO BE INSTALLED IN COMMON TRENCH.
 4. THIS SHEET ONLY DEPICTS INSTALLATION OF DETECTION/RAMP METER ELEMENTS. REFER TO SHEETS FOR OTHER SUBSYSTEMS FOR ADDITIONAL ELEMENTS IN THE AREA SHOWN.
 5. CONTRACTOR TO ROD AND CLEAN EXISTING CONDUITS PRIOR TO INSTALLING AND PULLING INNERDUCTS AND CABLES IN CONDUITS.
 6. DETECTION/RAMP METER CONDUIT SHALL NOT BE INSTALLED IN ELECTRIC HANDHOLES (SEE DETAIL SHEET DT-45).
 7. FOR DETECTOR PROBE INSTALLATION DETAILS, SEE SHEETS DT-23 AND DT-28.
 8. FOR HANDHOLE DETAILS, SEE SHEET DT-44 AND DT-46.
 9. FOR WIRING DETAILS, SEE SHEETS DET-48 THROUGH DET-53



3" PEC IN TRENCH, BY OTHERS
SEE NOTE 7 FOR DETECTOR
INSTALLATION DETAIL

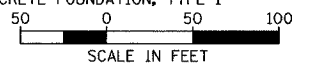
HH 2704, TYPE S1
STA 6071+58, BY OTHERS

2/C #4, 1/C #6 GND
2" GSC PUSHED
2" GSC PUSHED (SPARE)
ELECTRIC SERVICE INSTALLATION - 30A, 120V

(4) 4/C #18
2" GSC IN TRENCH, BY OTHERS

3" PEC ENCASED, BY OTHERS
SEE NOTE 7 FOR DETECTOR
INSTALLATION DETAIL

(3) 4/C #18
2" GSC IN TRENCH, BY OTHERS
HH 2705, TYPE C1
STA 6071+58, BY OTHERS
COIL 200' OF DETECTOR CABLE
(4) 4/C #18
3" GSC IN TRENCH, BY OTHERS
PROPOSED SURVEILLANCE CABINET 48
STA. 6071+50, 35 RT
CONCRETE FOUNDATION, TYPE 1



DET-27

CABINET, MODEL 334 EQUIPMENT,
SYSTEM DETECTOR

REVISIONS	
NAME	DATE

ILLINOIS DEPARTMENT OF TRANSPORTATION
F.A.I. 94/90 (DAN RYAN EXPRESSWAY)
31st STREET to I-57
SURVEILLANCE SYSTEM STATION
DETECTOR SYSTEM
CRI & P RR SITE LAYOUT
DET-29, DET-30

SCALE: 1"=50'
DATE: October 29, 2004

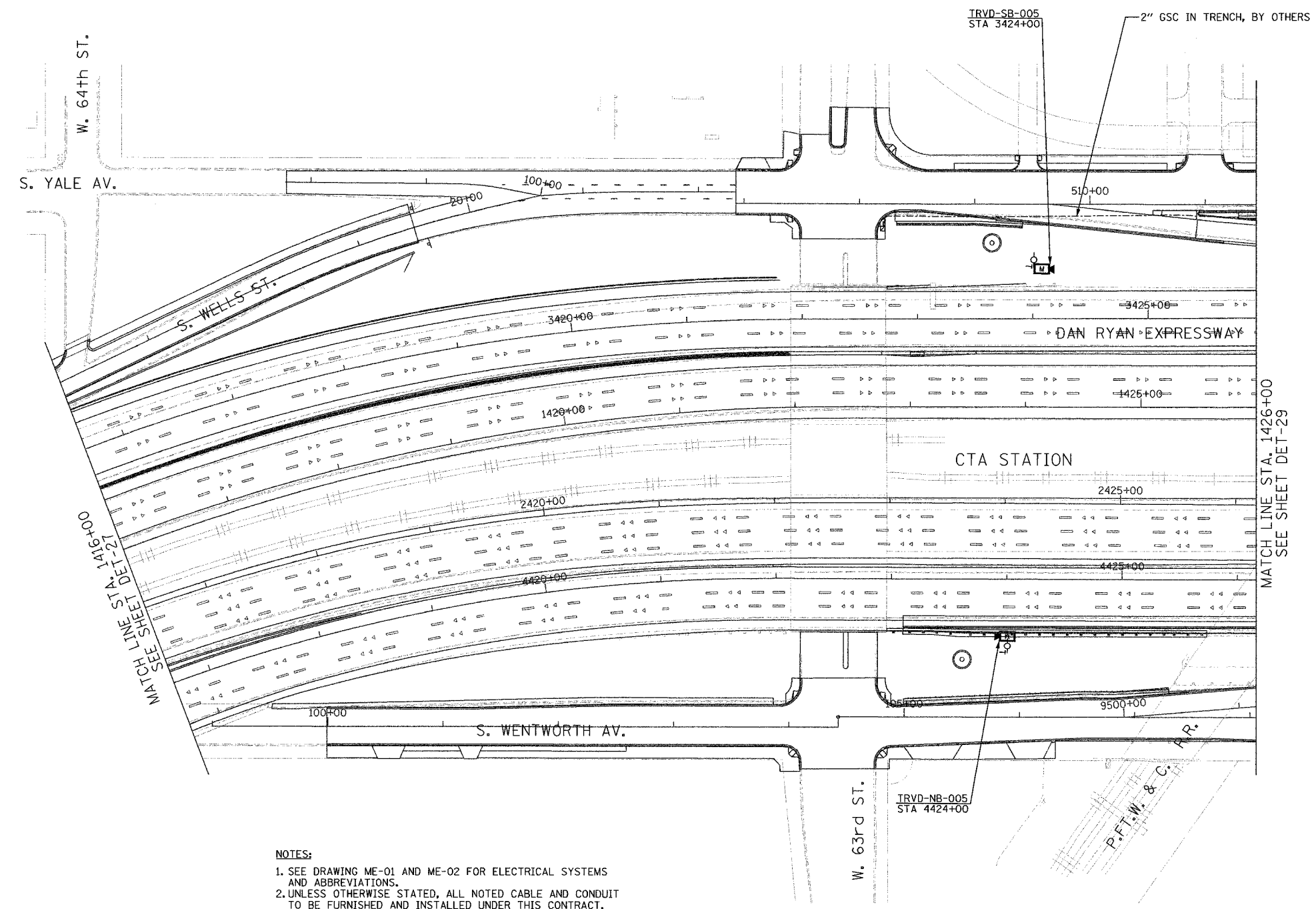
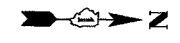
DRAWN BY: CJH
CHECKED BY: MJL

**Edwards
AND Kelcey**

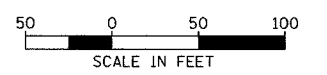
ONE NORTH FRANKLIN
CHICAGO, IL 60606
PHONE: (312) 251-3000
FAX: (312) 251-3015
WEB: WWW.EKCORP.COM

11/23/2004 12:50:13 PM

SECTION	COUNTY	TOTAL SHEETS	SHEET NO.
2003-0311	COOK	976	741
STA. 1416+00 TO STA. 1426+00			
FED. ROAD DIST. NO.	ILLINOIS	FED. AID PROJECT	
62583			



- NOTES:**
1. SEE DRAWING ME-01 AND ME-02 FOR ELECTRICAL SYSTEMS AND ABBREVIATIONS.
 2. UNLESS OTHERWISE STATED, ALL NOTED CABLE AND CONDUIT TO BE FURNISHED AND INSTALLED UNDER THIS CONTRACT.
 3. TRENCHED CONDUITS INSTALLED IN PARALLEL ARE TO BE INSTALLED IN COMMON TRENCH.
 4. THIS SHEET ONLY DEPICTS INSTALLATION OF DETECTION/RAMP METER ELEMENTS. REFER TO SHEETS FOR OTHER SUBSYSTEMS FOR ADDITIONAL ELEMENTS IN THE AREA SHOWN.
 5. CONTRACTOR TO ROD AND CLEAN EXISTING CONDUITS PRIOR TO INSTALLING AND PULLING INNERDUCTS AND CABLES IN CONDUITS.
 6. DETECTION/RAMP METER CONDUIT SHALL NOT BE INSTALLED IN ELECTRIC HANDHOLES (SEE DETAIL SHEET DT-45).
 7. FOR HANDHOLE DETAILS, SEE SHEET DT-44 AND DT-46.
 8. FOR WIRING DETAILS, SEE SHEETS DET-48 THROUGH DET-53.
 9. FOR TEMPORARY DETECTION DETAILS SEE SHEETS DT-53 TO DT-55.



DET-28

Edwards AND Kelcey
 ONE NORTH FRANKLIN
 CHICAGO, IL 60606
 PHONE: (312) 251-3000
 FAX: (312) 251-3015
 WEB: WWW.EDKORP.COM

REVISIONS	
NAME	DATE

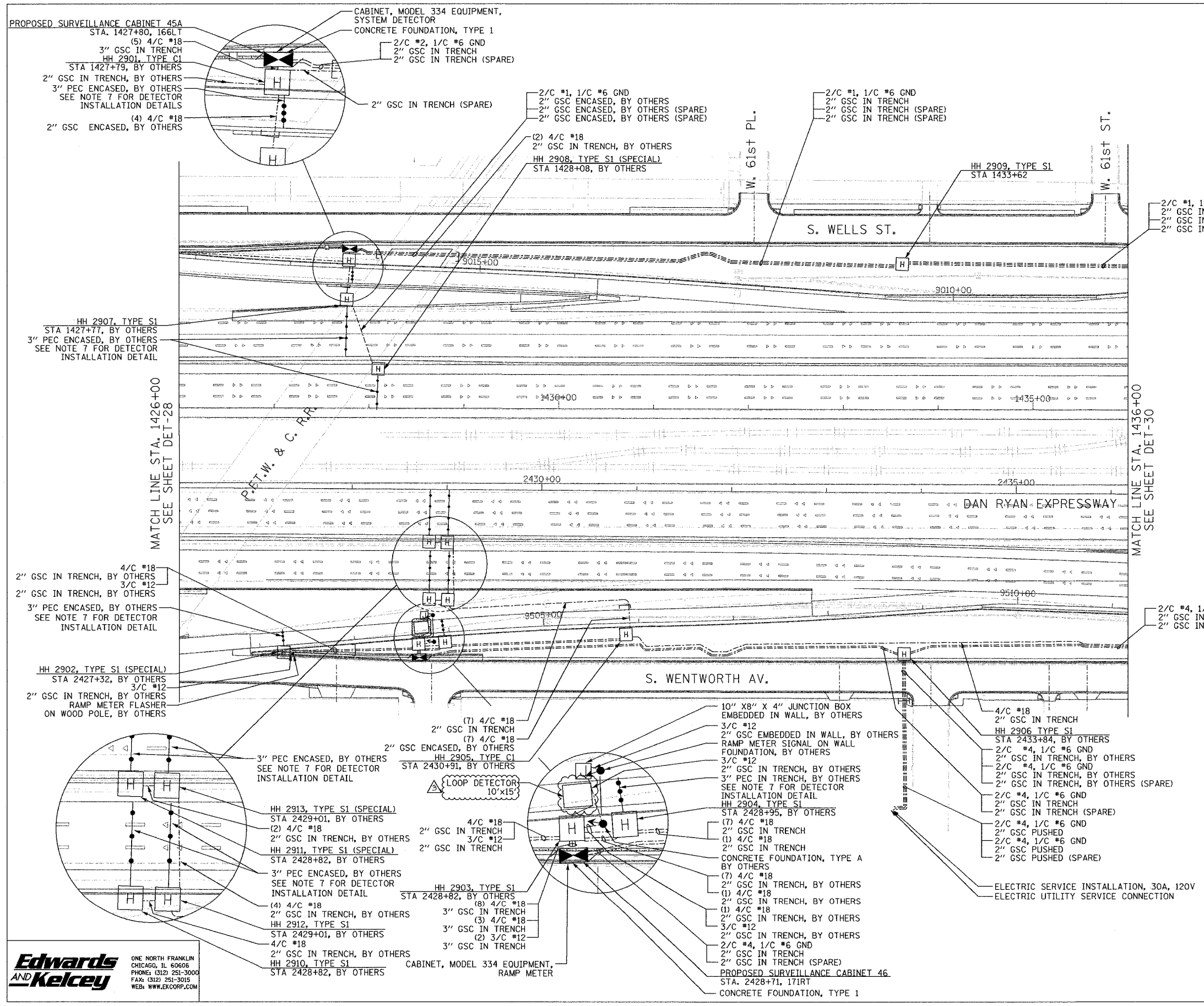
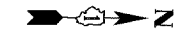
ILLINOIS DEPARTMENT OF TRANSPORTATION
 F.A.I. 94/90 (DAN RYAN EXPRESSWAY)
 31st STREET TO I-57
 SURVEILLANCE SYSTEM STATION
 DETECTOR SYSTEM
 63RD ST. SITE LAYOUT
 DET-32

SCALE: 1"=50'
 DATE: October 29, 2004

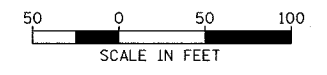
DRAWN BY: CJH
 CHECKED BY: MJL

11/23/2004 10:23:31 AM

SECTION	COUNTY	TOTAL SHEETS	SHEET NO.
2003-0311	COOK	976	742
STA. 1426+00 TO STA. 1436+00			
FED. ROAD DIST. NO.	ILLINOIS	FED. AID PROJECT	
62583			



- NOTES:**
- SEE DRAWING ME-01 AND ME-02 FOR ELECTRICAL SYSTEMS AND ABBREVIATIONS.
 - UNLESS OTHERWISE STATED, ALL NOTED CABLE AND CONDUIT TO BE FURNISHED AND INSTALLED UNDER THIS CONTRACT.
 - TRENCHED CONDUITS INSTALLED IN PARALLEL ARE TO BE INSTALLED IN COMMON TRENCH.
 - THIS SHEET ONLY DEPICTS INSTALLATION OF DETECTION/RAMP METER ELEMENTS. REFER TO SHEETS FOR OTHER SUBSYSTEMS FOR ADDITIONAL ELEMENTS IN THE AREA SHOWN.
 - CONTRACTOR TO ROD AND CLEAN EXISTING CONDUITS PRIOR TO INSTALLING AND PULLING INNERDUCTS AND CABLES IN CONDUITS.
 - DETECTION/RAMP METER CONDUIT SHALL NOT BE INSTALLED IN ELECTRIC HANDHOLES (SEE DETAIL SHEET DT-45).
 - FOR DETECTOR PROBE INSTALLATION DETAILS, SEE SHEETS DT-23 AND DT-28.
 - FOR HANDHOLE DETAILS, SEE SHEET DT-44 AND DT-46.
 - FOR WIRING DETAILS, SEE SHEETS DET-48 THROUGH DET-53.



REVISIONS	
NAME	DATE
REVISION	2/11/05

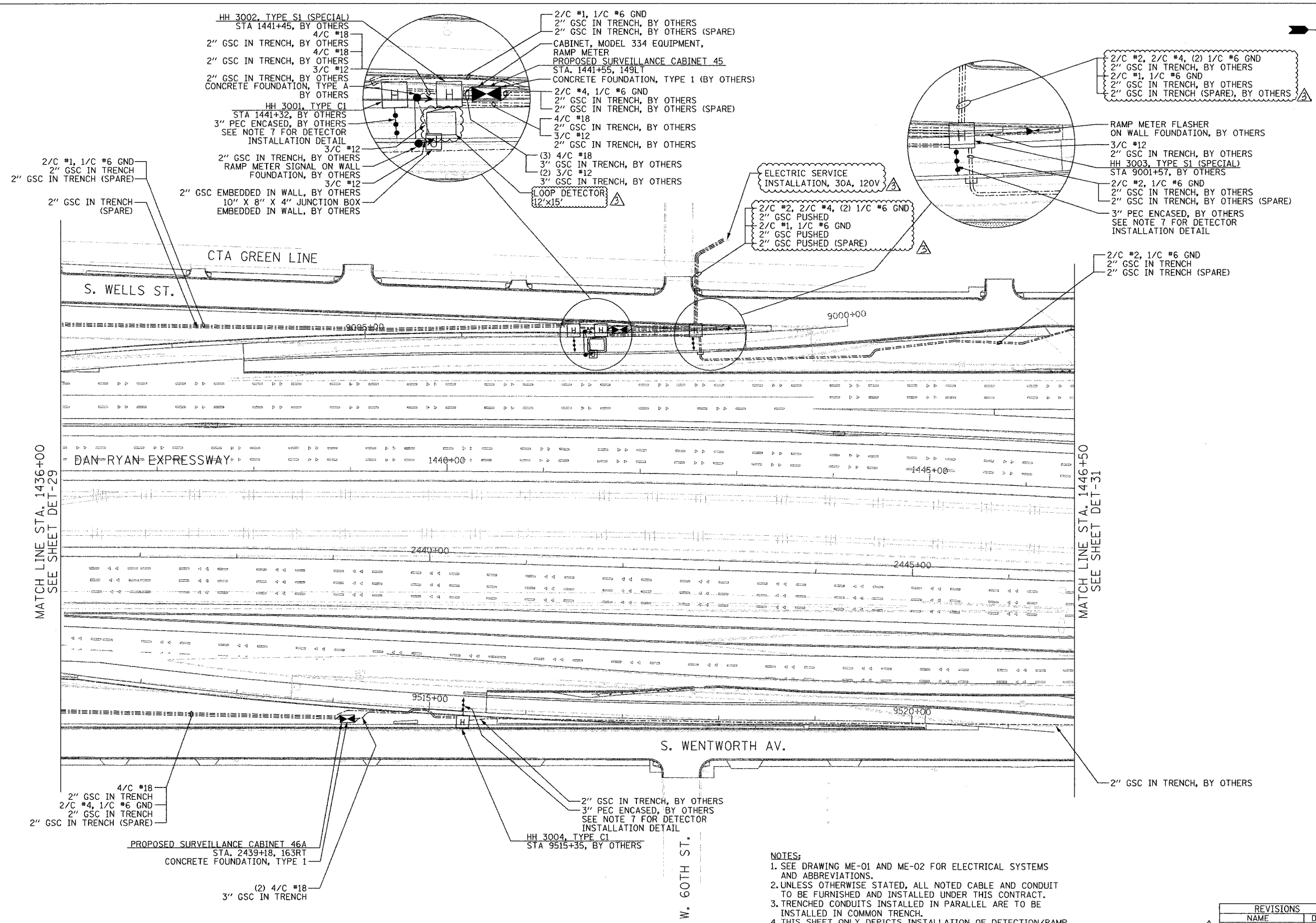
ILLINOIS DEPARTMENT OF TRANSPORTATION
 F.A.I. 94/90 (DAN RYAN EXPRESSWAY)
 31st STREET TO I-57
 SURVEILLANCE SYSTEM STATION
 RAMP METERING AND DETECTOR SYSTEM
 63RD ST. SITE LAYOUT
 DET-31, DET-32, RM-13

SCALE: 1"=50'
 DATE: October 29, 2004
 DRAWN BY: CJH
 CHECKED BY: MJL

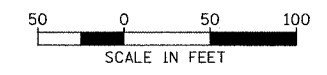
Edwards and Kelcey
 ONE NORTH FRANKLIN
 CHICAGO, IL 60606
 PHONE: (312) 251-3000
 FAX: (312) 251-3015
 WEB: WWW.EKCORP.COM

P:\030019\0311\94-90\det-29.dwg 09/24/05 09:44:38 AM

SECTION	COUNTY	TOTAL SHEETS	SHEET NO.
2003-0311	COOK	976	743
STA. 1436+00 TO STA. 1446+50			
FED. ROAD DIST. NO. ILLINOIS		FED. AID PROJECT	
62583			



- NOTES:
- SEE DRAWING ME-01 AND ME-02 FOR ELECTRICAL SYSTEMS AND ABBREVIATIONS.
 - UNLESS OTHERWISE STATED, ALL NOTED CABLE AND CONDUIT TO BE FURNISHED AND INSTALLED UNDER THIS CONTRACT.
 - TRENCHED CONDUITS INSTALLED IN PARALLEL ARE TO BE INSTALLED IN COMMON TRENCH.
 - THIS SHEET ONLY DEPICTS INSTALLATION OF DETECTION/RAMP METER ELEMENTS. REFER TO SHEETS FOR OTHER SUBSYSTEMS FOR ADDITIONAL ELEMENTS IN THE AREA SHOWN.
 - CONTRACTOR TO ROD AND CLEAN EXISTING CONDUITS PRIOR TO INSTALLING AND PULLING INNERDUCTS AND CABLES IN CONDUITS.
 - DETECTION/RAMP METER CONDUIT SHALL NOT BE INSTALLED IN ELECTRIC HANDHOLES (SEE DETAIL SHEET DT-45).
 - FOR DETECTOR PROBE INSTALLATION DETAILS, SEE SHEETS DT-23 AND DT-28.
 - FOR HANDHOLE DETAILS, SEE SHEET DT-44 AND DT-46.
 - FOR WIRING DETAILS, SEE SHEETS DET-48 THROUGH DET-53.



DET-30

REVISIONS	
NAME	DATE
REVISION 2	2/11/05

ILLINOIS DEPARTMENT OF TRANSPORTATION
 F.A.I. 94/90 (DAN RYAN EXPRESSWAY)
 31st STREET to I-57
 SURVEILLANCE SYSTEM STATION
 DETECTOR SYSTEM
 60TH ST. SITE LAYOUT
 DET-32

SCALE: 1"=50'
 DATE: October 29, 2004

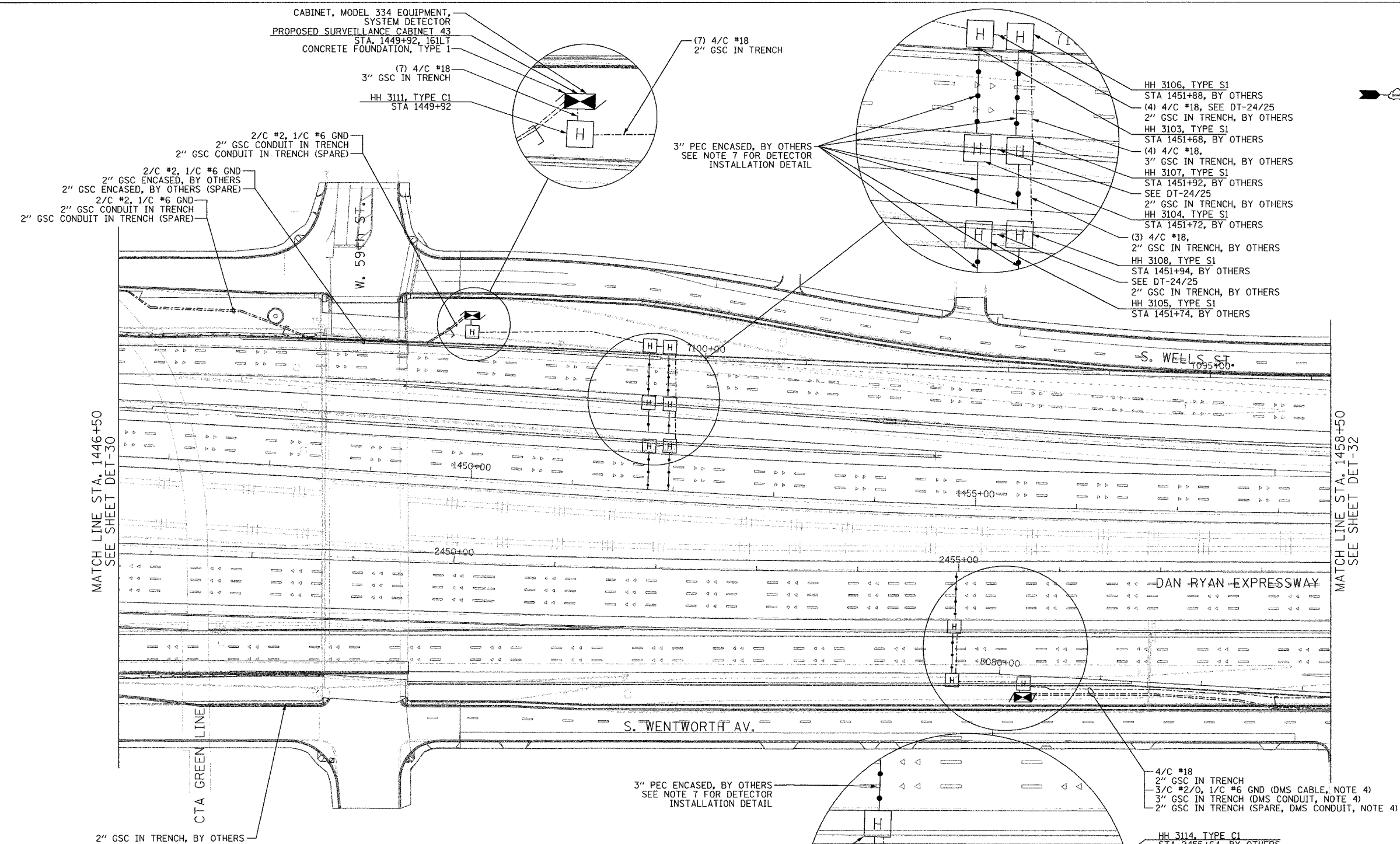
DRAWN BY: CJH
 CHECKED BY: MJL

**Edwards
 AND
 Kelcey**

ONE NORTH FRANKLIN
 CHICAGO, IL 60606
 PHONE: (312) 251-3000
 FAX: (312) 251-3015
 WEB: WWW.EKCORP.COM

P:\030019\03\5\1\SCADD\DET020302E.SHT 02/10/2005 09:52:28 AM

SECTION	COUNTY	TOTAL SHEETS	SHEET NO.
2003-0311	COOK	976	744
STA. 1446+50	TO STA. 1458+50		
FED. ROAD DIST. NO.	ILLINOIS	FED. AID PROJECT	
62583			

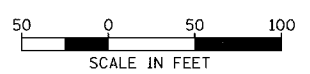


MATCH LINE STA. 1446+50
SEE SHEET DET-30

MATCH LINE STA. 1458+50
SEE SHEET DET-32

- NOTES:**
- SEE DRAWING ME-01 AND ME-02 FOR ELECTRICAL SYSTEMS AND ABBREVIATIONS.
 - UNLESS OTHERWISE STATED, ALL NOTED CABLE AND CONDUIT TO BE FURNISHED AND INSTALLED UNDER THIS CONTRACT.
 - TRENCHED CONDUITS INSTALLED IN PARALLEL ARE TO BE INSTALLED IN COMMON TRENCH.
 - THIS SHEET ONLY DEPICTS INSTALLATION OF DETECTION/RAMP METER ELEMENTS. REFER TO SHEETS FOR OTHER SUBSYSTEMS FOR ADDITIONAL ELEMENTS IN THE AREA SHOWN.
 - CONTRACTOR TO ROD AND CLEAN EXISTING CONDUITS PRIOR TO INSTALLING AND PULLING INNERDUCTS AND CABLES IN CONDUITS.
 - DETECTION/RAMP METER CONDUIT SHALL NOT BE INSTALLED IN ELECTRIC HANDHOLES (SEE DETAIL SHEET DT-45).
 - FOR DETECTOR PROBE INSTALLATION DETAILS, SEE DT-23 AND DT-28.
 - FOR HANDHOLE DETAILS, SEE SHEET DT-44 AND DT-46.
 - FOR WIRING DETAILS, SEE SHEETS DET-48 THROUGH DET-53

- 3" PEC ENCASED, BY OTHERS
SEE NOTE 7 FOR DETECTOR
INSTALLATION DETAIL
- 4/C #18
2" GSC IN TRENCH
3/C #2/0, 1/C #6 GND (DMS CABLE, NOTE 4)
3" GSC IN TRENCH (DMS CONDUIT, NOTE 4)
2" GSC IN TRENCH (SPARE, DMS CONDUIT, NOTE 4)
- HH 3114, TYPE S1
STA 2455+64, BY OTHERS
4/C #18
2" GSC IN TRENCH
2/C #4, 1/C #6 GND
2" GSC IN TRENCH
2" GSC IN TRENCH (SPARE)
- HH 3112, TYPE S1
STA 2454+94, BY OTHERS
(2) 4/C #18
2" GSC IN TRENCH, BY OTHERS
3" PEC ENCASED, BY OTHERS
SEE NOTE 7 FOR DETECTOR
INSTALLATION DETAIL
HH 3113, TYPE S1
STA 2454+96, BY OTHERS
(3) 4/C #18
2" GSC IN TRENCH, BY OTHERS
(7) 4/C #18
3" GSC IN TRENCH
- CONCRETE FOUNDATION, TYPE 1
PROPOSED SURVEILLANCE CABINET 44
STA. 2455+65, 124RT
- CABINET, MODEL 334 EQUIPMENT
SYSTEM DETECTOR



DET-31

REVISIONS		DATE
NAME	REVISION	DATE
	2	02/11/05

ILLINOIS DEPARTMENT OF TRANSPORTATION
F.A.I. 94/90 (DAN RYAN EXPRESSWAY)
31st STREET TO I-57
SURVEILLANCE SYSTEM STATION
DETECTOR SYSTEM
59TH ST. SITE LAYOUT
DET-33, DET-34

SCALE: 1"=50'
DATE: October 29, 2004

DRAWN BY: CJH
CHECKED BY: MJL

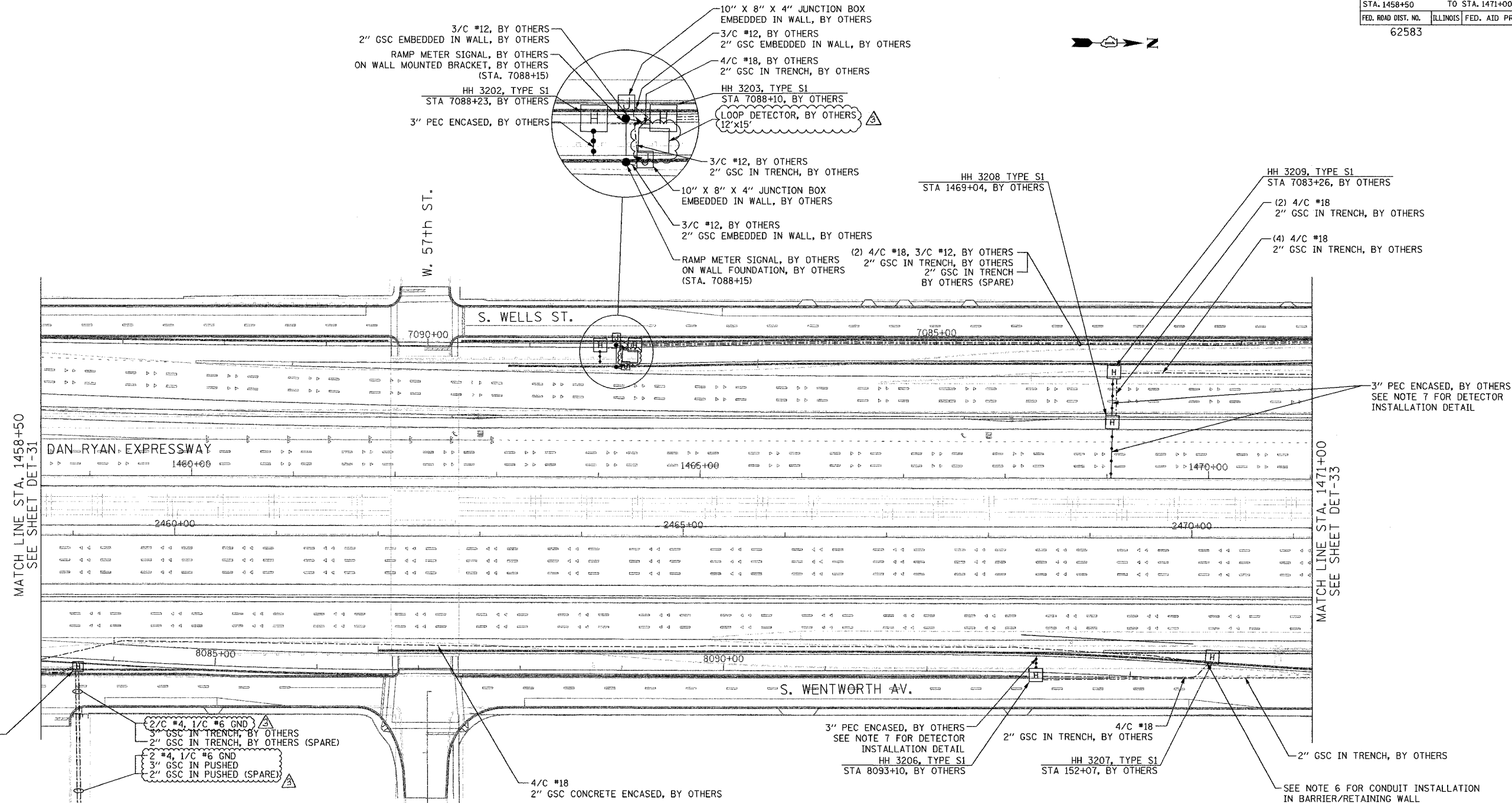
**Edwards
AND Kelcey**

ONE NORTH FRANKLIN
CHICAGO, IL 60606
PHONE: (312) 251-3000
FAX: (312) 251-3015
WEB: WWW.EKCORP.COM

P:\030019035\175\CA00\DET0203.DES\17

02/10/2005 09:45:59 AM

SECTION	COUNTY	TOTAL SHEETS	SHEET NO.
2003-0311	COOK	976	745
STA. 1458+50 TO STA. 1471+00			
FED. ROAD DIST. NO. ILLINOIS		FED. AID PROJECT	
62583			



- NOTES:**
- SEE DRAWING ME-01 AND ME-02 FOR ELECTRICAL SYSTEMS AND ABBREVIATIONS.
 - UNLESS OTHERWISE STATED, ALL NOTED CABLE AND CONDUIT TO BE FURNISHED AND INSTALLED UNDER THIS CONTRACT.
 - TRENCHED CONDUITS INSTALLED IN PARALLEL ARE TO BE INSTALLED IN COMMON TRENCH.
 - THIS SHEET ONLY DEPICTS INSTALLATION OF DETECTION/RAMP METER ELEMENTS. REFER TO SHEETS FOR OTHER SUBSYSTEMS FOR ADDITIONAL ELEMENTS IN THE AREA SHOWN.
 - CONTRACTOR TO ROD AND CLEAN EXISTING CONDUITS PRIOR TO INSTALLING AND PULLING INNERDUCTS AND CABLES IN CONDUITS.
 - DETECTION/RAMP METER CONDUIT SHALL NOT BE INSTALLED IN ELECTRIC HANDHOLES (SEE DETAIL SHEET DT-45).
 - FOR DETECTOR PROBE INSTALLATION DETAIL, SEE SHEETS DT-23 AND DT-28.
 - FOR HANDHOLE DETAILS, SEE SHEET DT-44 AND DT-46.
 - FOR WIRING DETAILS, SEE SHEETS DET-48 THROUGH DET-53



REVISIONS		
NO.	NAME	DATE
1		02/11/05

ILLINOIS DEPARTMENT OF TRANSPORTATION
 F.A.I. 94/90 (DAN RYAN EXPRESSWAY)
 31st STREET to I-57
 SURVEILLANCE SYSTEM STATION
 RAMP METERING AND DETECTOR SYSTEM
 57TH ST. SITE LAYOUT
 DET-35, DET-36, RM-14

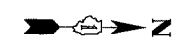
SCALE: 1"=50'
 DATE: October 29, 2004
 DRAWN BY: CJH
 CHECKED BY: MJL

**Edwards
 AND Kelcey**

ONE NORTH FRANKLIN
 CHICAGO, IL 60606
 PHONE: (312) 251-3000
 FAX: (312) 251-3015
 WEB: WWW.EKCORP.COM

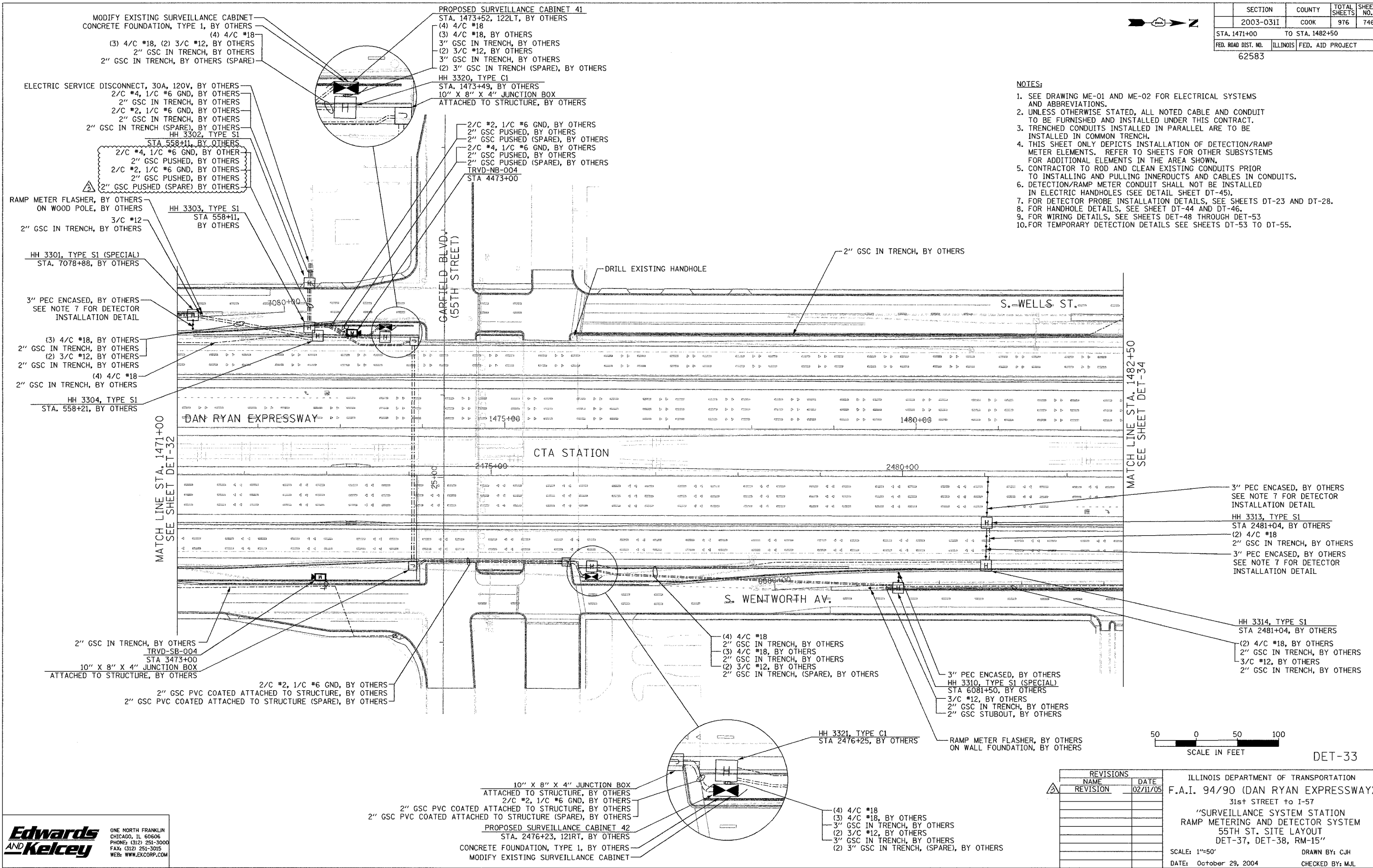
02/10/2005 09:52:38 AM

SECTION	COUNTY	TOTAL SHEETS	SHEET NO.
2003-0311	COOK	976	746
STA. 1471+00	TO STA. 1482+50		
FED. ROAD DIST. NO.	ILLINOIS	FED. AID PROJECT	
62583			



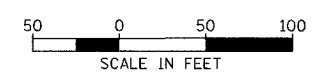
NOTES:

1. SEE DRAWING ME-01 AND ME-02 FOR ELECTRICAL SYSTEMS AND ABBREVIATIONS.
2. UNLESS OTHERWISE STATED, ALL NOTED CABLE AND CONDUIT TO BE FURNISHED AND INSTALLED UNDER THIS CONTRACT.
3. TRENCHED CONDUITS INSTALLED IN PARALLEL ARE TO BE INSTALLED IN COMMON TRENCH.
4. THIS SHEET ONLY DEPICTS INSTALLATION OF DETECTION/RAMP METER ELEMENTS. REFER TO SHEETS FOR OTHER SUBSYSTEMS FOR ADDITIONAL ELEMENTS IN THE AREA SHOWN.
5. CONTRACTOR TO ROD AND CLEAN EXISTING CONDUITS PRIOR TO INSTALLING AND PULLING INNERDUCTS AND CABLES IN CONDUITS.
6. DETECTION/RAMP METER CONDUIT SHALL NOT BE INSTALLED IN ELECTRIC HANDHOLES (SEE DETAIL SHEET DT-45).
7. FOR DETECTOR PROBE INSTALLATION DETAILS, SEE SHEETS DT-23 AND DT-28.
8. FOR HANDHOLE DETAILS, SEE SHEET DT-44 AND DT-46.
9. FOR WIRING DETAILS, SEE SHEETS DET-48 THROUGH DET-53.
10. FOR TEMPORARY DETECTION DETAILS SEE SHEETS DT-53 TO DT-55.



MATCH LINE STA. 1482+50
SEE SHEET DET-34

MATCH LINE STA. 1471+00
SEE SHEET DET-32



DET-33

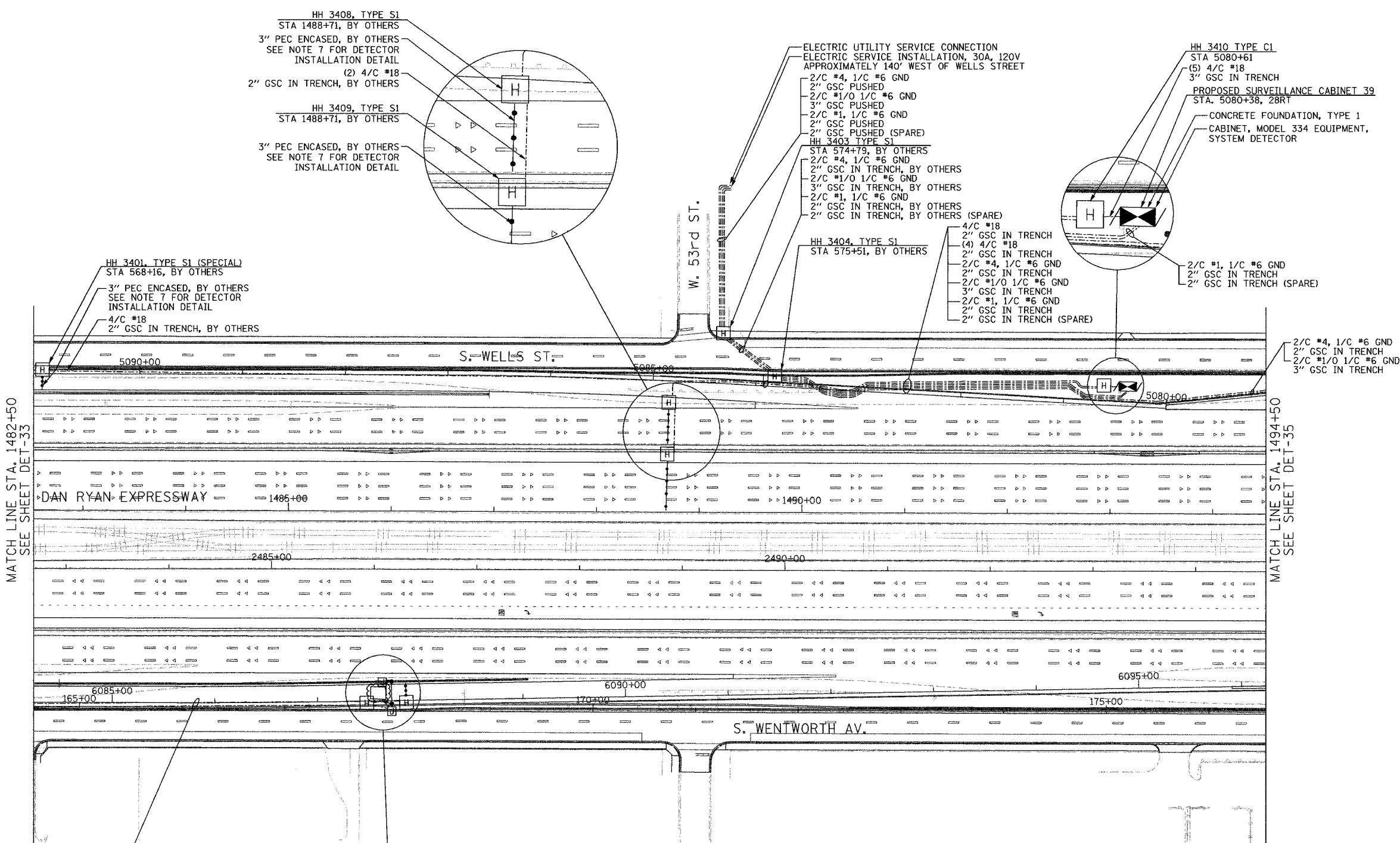
REVISIONS		DATE
NAME	REVISION	DATE
		02/11/05

ILLINOIS DEPARTMENT OF TRANSPORTATION
 F.A.I. 94/90 (DAN RYAN EXPRESSWAY)
 31st STREET TO I-57
 "SURVEILLANCE SYSTEM STATION
 RAMP METERING AND DETECTOR SYSTEM
 55TH ST. SITE LAYOUT
 DET-37, DET-38, RM-15"
 SCALE: 1"=50'
 DATE: October 29, 2004
 DRAWN BY: CJH
 CHECKED BY: MJL

**Edwards
 AND Kelcey**
 ONE NORTH FRANKLIN
 CHICAGO, IL 60606
 PHONE: (312) 251-3000
 FAX: (312) 251-3015
 WEB: WWW.EKCORP.COM

02/10/2005 09:53:32 AM

SECTION	COUNTY	TOTAL SHEETS	SHEET NO.
2003-0311	COOK	976	747
STA. 1482+50 TO STA. 1494+50			
FED. ROAD DIST. NO. ILLINOIS		FED. AID PROJECT	
62583			



HH 3408, TYPE S1
STA 1488+71, BY OTHERS
3" PEC ENCASED, BY OTHERS
SEE NOTE 7 FOR DETECTOR
INSTALLATION DETAIL
(2) 4/C #18
2" GSC IN TRENCH, BY OTHERS

HH 3409, TYPE S1
STA 1488+71, BY OTHERS
3" PEC ENCASED, BY OTHERS
SEE NOTE 7 FOR DETECTOR
INSTALLATION DETAIL

HH 3401, TYPE S1 (SPECIAL)
STA 568+16, BY OTHERS
3" PEC ENCASED, BY OTHERS
SEE NOTE 7 FOR DETECTOR
INSTALLATION DETAIL
4/C #18
2" GSC IN TRENCH, BY OTHERS

ELECTRIC UTILITY SERVICE CONNECTION
ELECTRIC SERVICE INSTALLATION, 30A, 120V
APPROXIMATELY 140' WEST OF WELLS STREET
2/C #4, 1/C #6 GND
2" GSC PUSHED
2/C #1/0 1/C #6 GND
3" GSC PUSHED
2/C #1, 1/C #6 GND
2" GSC PUSHED
2" GSC PUSHED (SPARE)
HH 3403 TYPE S1
STA 574+79, BY OTHERS
2/C #4, 1/C #6 GND
2" GSC IN TRENCH, BY OTHERS
2/C #1/0 1/C #6 GND
3" GSC IN TRENCH, BY OTHERS
2/C #1, 1/C #6 GND
2" GSC IN TRENCH, BY OTHERS
2" GSC IN TRENCH, BY OTHERS (SPARE)

HH 3410 TYPE C1
STA 5080+61
(5) 4/C #18
3" GSC IN TRENCH
PROPOSED SURVEILLANCE CABINET 39
STA. 5080+38, 28RT
CONCRETE FOUNDATION, TYPE 1
CABINET, MODEL 334 EQUIPMENT,
SYSTEM DETECTOR

HH 3404, TYPE S1
STA 575+51, BY OTHERS
4/C #18
2" GSC IN TRENCH
(4) 4/C #18
2" GSC IN TRENCH
2/C #4, 1/C #6 GND
2" GSC IN TRENCH
2/C #1/0 1/C #6 GND
3" GSC IN TRENCH
2/C #1, 1/C #6 GND
2" GSC IN TRENCH
2" GSC IN TRENCH (SPARE)

2/C #1, 1/C #6 GND
2" GSC IN TRENCH
2" GSC IN TRENCH (SPARE)

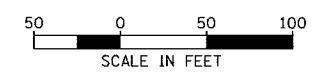
2/C #4, 1/C #6 GND
2" GSC IN TRENCH
2/C #1/0 1/C #6 GND
3" GSC IN TRENCH

MATCH LINE STA. 1482+50
SEE SHEET DET-33

MATCH LINE STA. 1494+50
SEE SHEET DET-35

NOTES:

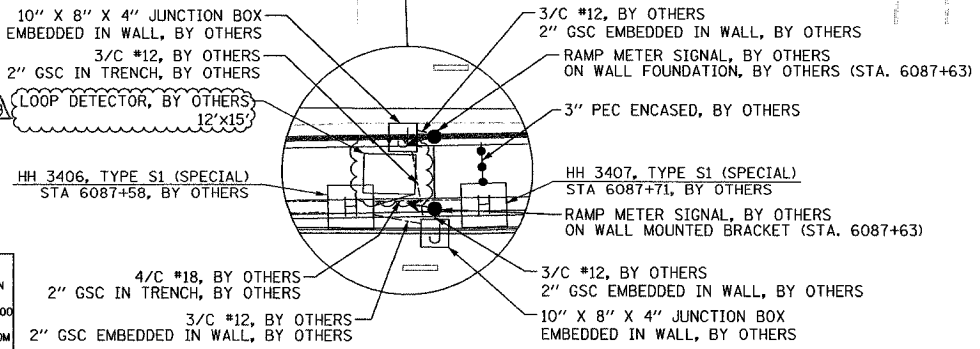
- SEE DRAWING ME-01 AND ME-02 FOR ELECTRICAL SYSTEMS AND ABBREVIATIONS.
- UNLESS OTHERWISE STATED, ALL NOTED CABLE AND CONDUIT TO BE FURNISHED AND INSTALLED UNDER THIS CONTRACT.
- TRENCHED CONDUITS INSTALLED IN PARALLEL ARE TO BE INSTALLED IN COMMON TRENCH.
- THIS SHEET ONLY DEPICTS INSTALLATION OF DETECTION/RAMP METER ELEMENTS. REFER TO SHEETS FOR OTHER SUBSYSTEMS FOR ADDITIONAL ELEMENTS IN THE AREA SHOWN.
- CONTRACTOR TO ROD AND CLEAN EXISTING CONDUITS PRIOR TO INSTALLING AND PULLING INNERDUCTS AND CABLES IN CONDUITS.
- DETECTION/RAMP METER CONDUIT SHALL NOT BE INSTALLED IN ELECTRIC HANDHOLES (SEE DETAIL SHEET DT-45).
- FOR DETECTOR PROBE INSTALLATION DETAILS, SEE SHEETS DT-23 AND DT-28.
- FOR HANDHOLE DETAILS, SEE SHEET DT-44 AND DT-46.
- FOR WIRING DETAILS, SEE SHEETS DET-48 THROUGH DET-53



SCALE IN FEET

DET-34

**Edwards
AND Kelcey**
ONE NORTH FRANKLIN
CHICAGO, IL 60606
PHONE: (312) 251-3000
FAX: (312) 251-3015
WEB: WWW.EKCORP.COM



REVISIONS	
NAME	DATE
REVISION	2/11/05

ILLINOIS DEPARTMENT OF TRANSPORTATION
F.A.I. 94/90 (DAN RYAN EXPRESSWAY)
31st STREET TO I-57
SURVEILLANCE SYSTEM STATION
RAMP METERING AND DETECTOR SYSTEM
55TH ST. SITE LAYOUT
DET-38, RM-15
SCALE: 1"=50'
DATE: October 29, 2004
DRAWN BY: CJH
CHECKED BY: MJL

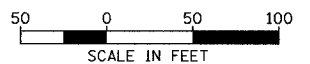
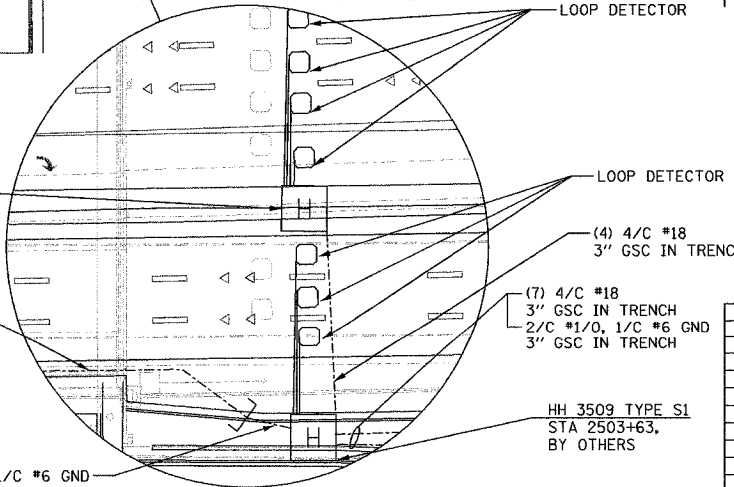
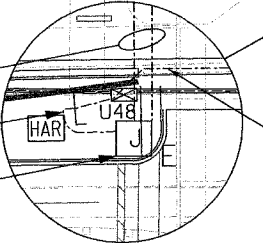
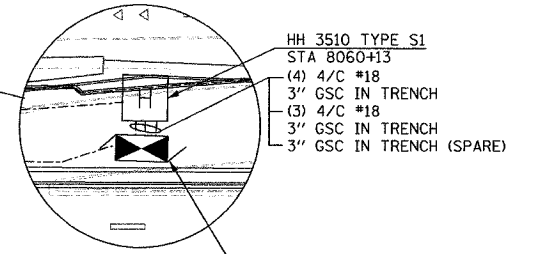
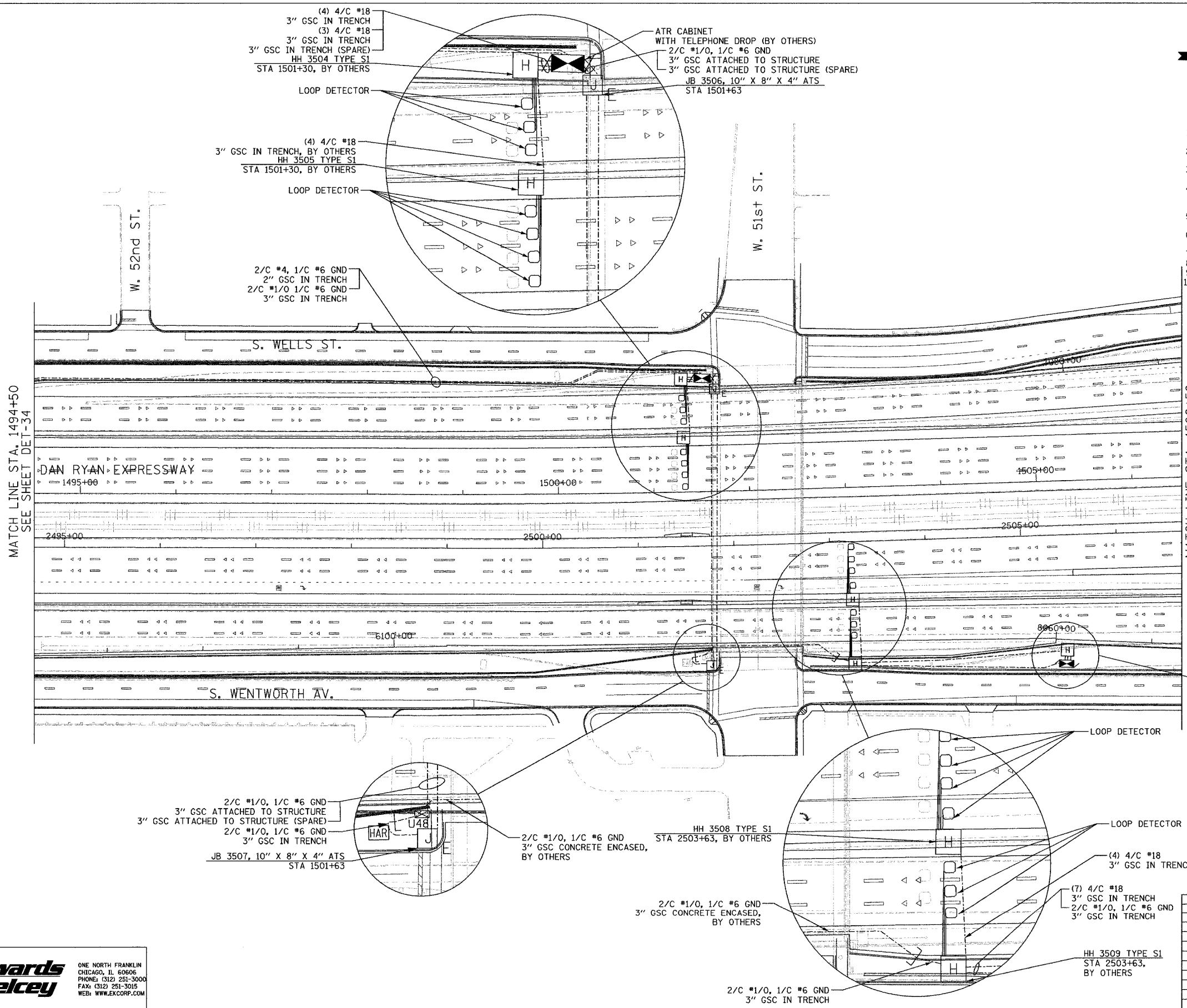
02/09/2005 10:51:02 AM

SECTION	COUNTY	TOTAL SHEETS	SHEET NO.
2003-0311	COOK	976	748
STA. 1494+50 TO STA. 1506+50			
FED. ROAD DIST. NO.	ILLINOIS	FED. AID PROJECT	
		62583	



NOTES:

- SEE DRAWING ME-01 AND ME-02 FOR ELECTRICAL SYSTEMS AND ABBREVIATIONS.
- UNLESS OTHERWISE STATED, ALL NOTED CABLE AND CONDUIT TO BE FURNISHED AND INSTALLED UNDER THIS CONTRACT.
- TRENCHED CONDUITS INSTALLED IN PARALLEL ARE TO BE INSTALLED IN COMMON TRENCH.
- THIS SHEET ONLY DEPICTS INSTALLATION OF DETECTION/RAMP METER ELEMENTS. REFER TO SHEETS FOR OTHER SUBSYSTEMS FOR ADDITIONAL ELEMENTS IN THE AREA SHOWN.
- CONTRACTOR TO ROD AND CLEAN EXISTING CONDUITS PRIOR TO INSTALLING AND PULLING INNERDUCTS AND CABLES IN CONDUITS.
- DETECTION/RAMP METER CONDUIT SHALL NOT BE INSTALLED IN ELECTRIC HANDHOLES (SEE DETAIL SHEET DT-45).
- FOR DETECTOR PROBE INSTALLATION DETAILS, SEE SHEETS DT-23 AND DT-28.
- FOR HANDHOLE DETAILS, SEE SHEET DT-44 AND DT-46.
- FOR WIRING DETAILS, SEE SHEETS DET-48 THROUGH DET-53
- FOR JUNCTION BOX/ ATTACHED CONDUIT INSTALLATION SEE SHEET ME-05



DET-35

REVISIONS	
NAME	DATE

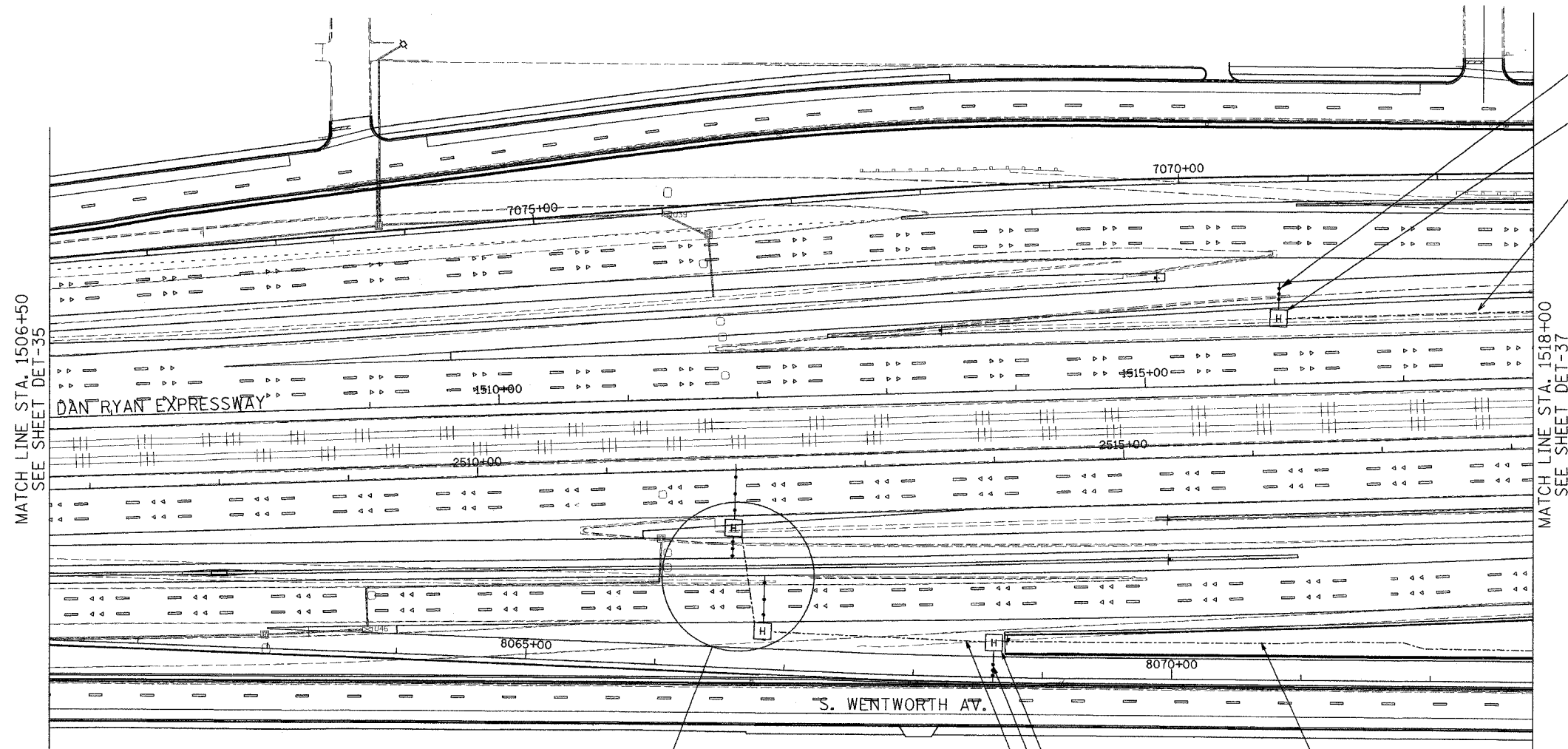
ILLINOIS DEPARTMENT OF TRANSPORTATION
 F.A.I. 94/90 (DAN RYAN EXPRESSWAY)
 31st STREET to I-57
 SURVEILLANCE SYSTEM STATION
 DETECTOR SYSTEM
 51ST ST. SITE LAYOUT
 ATR STATION

SCALE: 1"=50'
 DATE: October 29, 2004
 DRAWN BY: CJH
 CHECKED BY: MJL

Edwards and Kelcey
 ONE NORTH FRANKLIN
 CHICAGO, IL 60606
 PHONE: (312) 251-3000
 FAX: (312) 251-3015
 WEB: WWW.EKCORP.COM

F:\030019035\VT-SCADD\DET020352.SHT 11/23/2004 02:05:14 PM

SECTION	COUNTY	TOTAL SHEETS	SHEET NO.
2003-0311	COOK	976	749
STA. 1506+50 TO STA. 1518+00			
FED. ROAD DIST. NO.	ILLINOIS FED. AID PROJECT		
62583			



3" PEC ENCASED, BY OTHERS
SEE NOTE 7 FOR DETECTOR
INSTALLATION DETAIL
HH 3602, TYPE S1
STA 1516+05, BY OTHERS
4/C #18
2" GSC IN TRENCH

MATCH LINE STA. 1506+50
SEE SHEET DET-35

MATCH LINE STA. 1518+00
SEE SHEET DET-37

3" PEC IN TRENCH, BY OTHERS
SEE NOTE 7 FOR DETECTOR
INSTALLATION DETAIL

HH 3604, TYPE S1
STA 2512+00, BY OTHERS

HH 3606, TYPE S1
STA 8068+62, BY OTHERS

(6) 4/C #18
2" GSC IN TRENCH

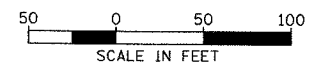
3" PEC IN TRENCH, BY OTHERS
SEE NOTE 7 FOR DETECTOR
INSTALLATION DETAIL
(5) 4/C #18
2" GSC IN TRENCH, BY OTHERS

(3) 4/C #18
2" GSC IN TRENCH, BY OTHERS

HH 3605, TYPE S1
STA 2512+17, BY OTHERS

NOTES:

1. SEE DRAWING ME-01 AND ME-02 FOR ELECTRICAL SYSTEMS AND ABBREVIATIONS.
2. UNLESS OTHERWISE STATED, ALL NOTED CABLE AND CONDUIT TO BE FURNISHED AND INSTALLED UNDER THIS CONTRACT.
3. TRENCHED CONDUITS INSTALLED IN PARALLEL ARE TO BE INSTALLED IN COMMON TRENCH.
4. THIS SHEET ONLY DEPICTS INSTALLATION OF DETECTION/RAMP METER ELEMENTS. REFER TO SHEETS FOR OTHER SUBSYSTEMS FOR ADDITIONAL ELEMENTS IN THE AREA SHOWN.
5. CONTRACTOR TO ROD AND CLEAN EXISTING CONDUITS PRIOR TO INSTALLING AND PULLING INNERDUCTS AND CABLES IN CONDUITS.
6. DETECTION/RAMP METER CONDUIT SHALL NOT BE INSTALLED IN ELECTRIC HANDHOLES (SEE DETAIL SHEET DT-45).
7. FOR DETECTOR PROBE INSTALLATION DETAILS, SEE SHEETS DT-23 AND DT-28.
8. FOR HANDHOLE DETAILS, SEE SHEET DT-44 AND DT-46.
9. FOR WIRING DETAILS, SEE SHEETS DET-48 THROUGH DET-53



DET-36

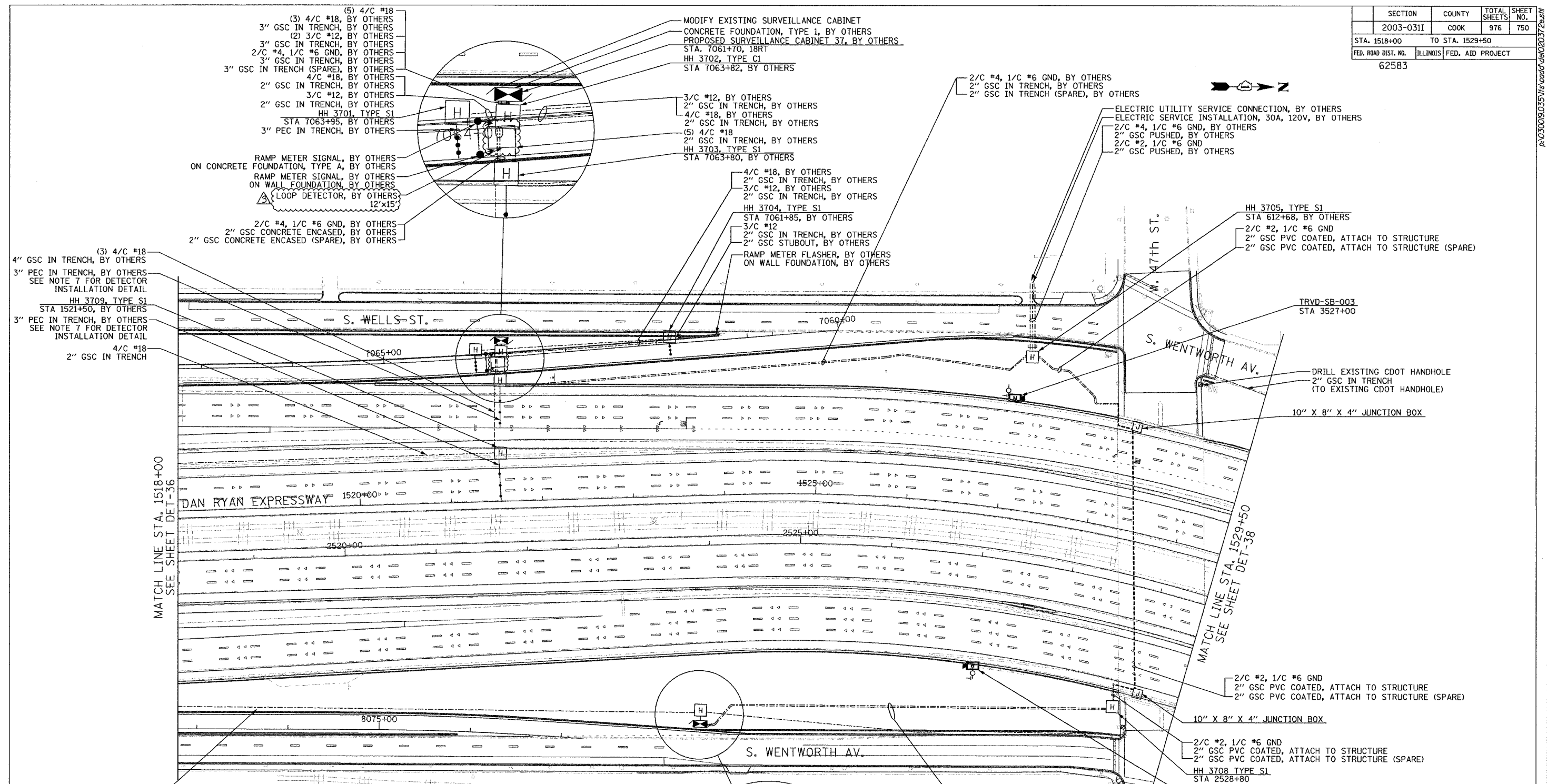
Edwards AND Kelcey
ONE NORTH FRANKLIN
CHICAGO, IL 60606
PHONE: (312) 251-3000
FAX: (312) 251-3015
WEB: WWW.EKCORP.COM

REVISIONS	
NAME	DATE

ILLINOIS DEPARTMENT OF TRANSPORTATION
F.A.I. 94/90 (DAN RYAN EXPRESSWAY)
31st STREET to I-57
SURVEILLANCE SYSTEM STATION
RAMP METERING AND DETECTOR SYSTEM
50TH ST. SITE LAYOUT
DET-39, DET-40
SCALE: 1"=50'
DATE: October 29, 2004
DRAWN BY: CJH
CHECKED BY: MJL

10/15/2004 11:50:13 AM


SECTION	COUNTY	TOTAL SHEETS	SHEET NO.
2003-0311	COOK	976	750
STA. 1518+00 TO STA. 1529+50			
FED. ROAD DIST. NO.	ILLINOIS	FED. AID PROJECT	
62583			



- NOTES:**
- SEE DRAWING ME-01 AND ME-02 FOR ELECTRICAL SYSTEMS AND ABBREVIATIONS.
 - UNLESS OTHERWISE STATED, ALL NOTED CABLE AND CONDUIT TO BE FURNISHED AND INSTALLED UNDER THIS CONTRACT.
 - TRENCHED CONDUITS INSTALLED IN PARALLEL ARE TO BE INSTALLED IN COMMON TRENCH.
 - THIS SHEET ONLY DEPICTS INSTALLATION OF DETECTION/RAMP METER ELEMENTS. REFER TO SHEETS FOR OTHER SUBSYSTEMS FOR ADDITIONAL ELEMENTS IN THE AREA SHOWN.
 - CONTRACTOR TO ROD AND CLEAN EXISTING CONDUITS PRIOR TO INSTALLING AND PULLING INNERDUCTS AND CABLES IN CONDUITS.
 - DETECTION/RAMP METER CONDUIT SHALL NOT BE INSTALLED IN ELECTRIC HANDHOLES (SEE DETAIL SHEET DT-45).
 - FOR DETECTOR PROBE INSTALLATION DETAILS, SEE SHEETS DT-23 AND DT-28.
 - FOR HANDHOLE DETAILS, SEE SHEET DT-44 AND DT-46.
 - FOR WIRING DETAILS, SEE SHEETS DET-48 THROUGH DET-53.
 - FOR TEMPORARY DETECTION DETAILS SEE SHEETS DT-53 TO DT-55.
 - FOR JUNCTION BOX / ATTACHED CONDUIT INSTALLATION, SEE SHEET ME-05.

Edwards AND Kelcey
 ONE NORTH FRANKLIN
 CHICAGO, IL 60606
 PHONE: (312) 251-3000
 FAX: (312) 251-3015
 WEB: WWW.EKCORP.COM

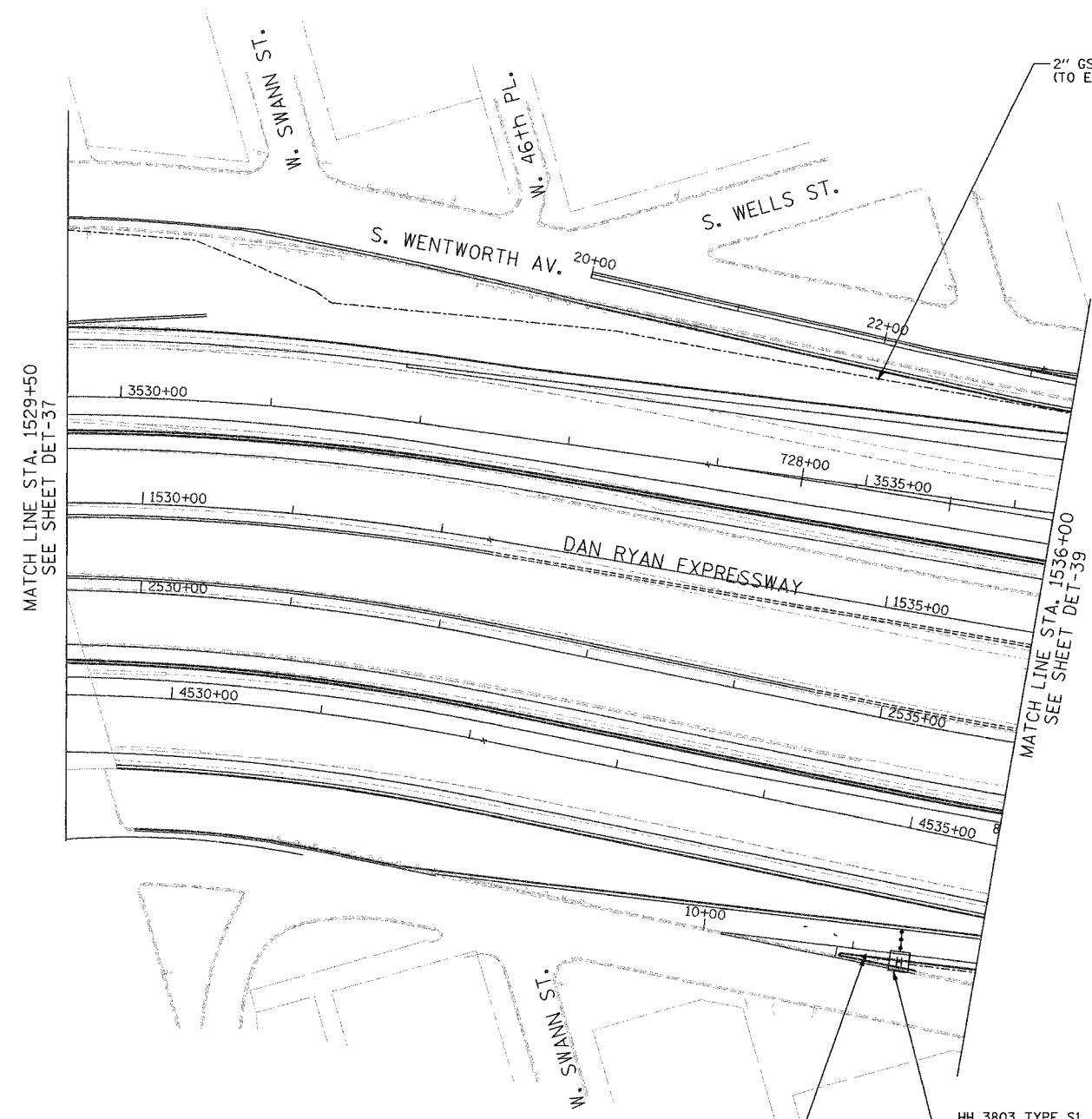
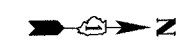
REVISIONS	
NAME	DATE
REVISION 2	2/11/05



ILLINOIS DEPARTMENT OF TRANSPORTATION
 F.A.I. 94/90 (DAN RYAN EXPRESSWAY)
 31st STREET TO I-57
 SURVEILLANCE SYSTEM STATION
 RAMP METERING AND DETECTOR SYSTEM
 47TH ST. SITE LAYOUT
 DET-39, DET-40, RM-16
 SCALE: 1"=50'
 DATE: October 29, 2004
 DRAWN BY: CJH
 CHECKED BY: MJL

02/09/2005 10:51:23 AM

SECTION	COUNTY	TOTAL SHEETS	SHEET NO.
2003-0311	COOK	976	751
STA. 1529+50 TO STA. 1536+00			
FED. ROAD DIST. NO.	ILLINOIS	FED. AID PROJECT	
62583			



MATCH LINE STA. 1529+50
SEE SHEET DET-37

MATCH LINE STA. 1536+00
SEE SHEET DET-39

- NOTES:**
1. SEE DRAWING ME-01 AND ME-02 FOR ELECTRICAL SYSTEMS AND ABBREVIATIONS.
 2. UNLESS OTHERWISE STATED, ALL NOTED CABLE AND CONDUIT TO BE FURNISHED AND INSTALLED UNDER THIS CONTRACT.
 3. TRENCHED CONDUITS INSTALLED IN PARALLEL ARE TO BE INSTALLED IN COMMON TRENCH.
 4. THIS SHEET ONLY DEPICTS INSTALLATION OF DETECTION/RAMP METER ELEMENTS. REFER TO SHEETS FOR OTHER SUBSYSTEMS FOR ADDITIONAL ELEMENTS IN THE AREA SHOWN.
 5. CONTRACTOR TO ROD AND CLEAN EXISTING CONDUITS PRIOR TO INSTALLING AND PULLING INNERDUCTS AND CABLES IN CONDUITS.
 6. DETECTION/RAMP METER CONDUIT SHALL NOT BE INSTALLED IN ELECTRIC HANDHOLES (SEE DETAIL SHEET DT-45).
 7. FOR HANDHOLE DETAILS, SEE SHEET DT-44 AND DT-46.
 8. FOR WIRING DETAILS, SEE SHEETS DET-48 THROUGH DET-53

HH 3803 TYPE S1
STA 2535+40, BY OTHERS

RAMP METER FLASHER,
ON WALL FOUNDATION, BY OTHERS



DET-38

**Edwards
AND Kelcey**

ONE NORTH FRANKLIN
CHICAGO, IL 60606
PHONE: (312) 251-3000
FAX: (312) 251-3015
WEB: WWW.EKCORP.COM

REVISIONS	
NAME	DATE

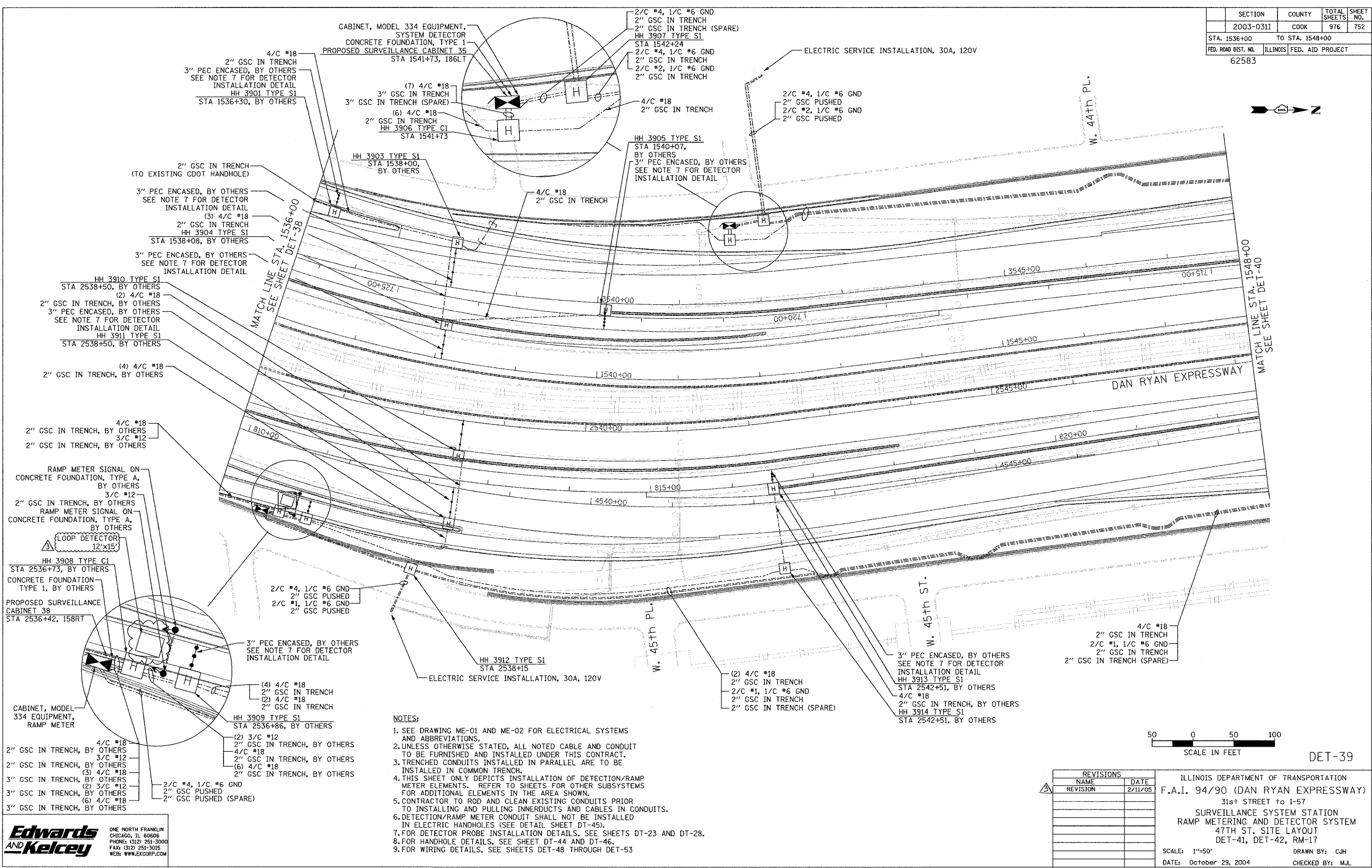
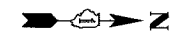
ILLINOIS DEPARTMENT OF TRANSPORTATION
F.A.I. 94/90 (DAN RYAN EXPRESSWAY)
31st STREET TO I-57
SURVEILLANCE SYSTEM STATION
DETECTOR SYSTEM
47TH ST. SITE LAYOUT
DET-42

SCALE: 1"=50'
DATE: October 29, 2004

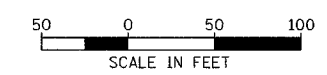
DRAWN BY: CJH
CHECKED BY: MJL

11/23/2004 02:06:11 PM

SECTION	COUNTY	TOTAL SHEETS	SHEET NO.
2003-031I	COOK	976	752
STA. 1536+00 TO STA. 1548+00			
FED. ROAD DIST. NO.	ILLINOIS	FED. AID PROJECT	
62583			



- NOTES:**
- SEE DRAWING ME-01 AND ME-02 FOR ELECTRICAL SYSTEMS AND ABBREVIATIONS.
 - UNLESS OTHERWISE STATED, ALL NOTED CABLE AND CONDUIT TO BE FURNISHED AND INSTALLED UNDER THIS CONTRACT.
 - TRENCHED CONDUITS INSTALLED IN PARALLEL ARE TO BE INSTALLED IN COMMON TRENCH.
 - THIS SHEET ONLY DEPICTS INSTALLATION OF DETECTION/RAMP METER ELEMENTS. REFER TO SHEETS FOR OTHER SUBSYSTEMS FOR ADDITIONAL ELEMENTS IN THE AREA SHOWN.
 - CONTRACTOR TO ROD AND CLEAN EXISTING CONDUITS PRIOR TO INSTALLING AND PULLING INNERDUCTS AND CABLES IN CONDUITS.
 - DETECTION/RAMP METER CONDUIT SHALL NOT BE INSTALLED IN ELECTRIC HANDHOLES (SEE DETAIL SHEET DT-45).
 - FOR DETECTOR PROBE INSTALLATION DETAILS, SEE SHEETS DT-23 AND DT-28.
 - FOR HANDHOLE DETAILS, SEE SHEET DT-44 AND DT-46.
 - FOR WIRING DETAILS, SEE SHEETS DET-48 THROUGH DET-53



REVISIONS	
NAME	DATE
REVISION	2/11/05

ILLINOIS DEPARTMENT OF TRANSPORTATION
 F.A.I. 94/90 (DAN RYAN EXPRESSWAY)
 31st STREET TO I-57
 SURVEILLANCE SYSTEM STATION
 RAMP METERING AND DETECTOR SYSTEM
 47TH ST. SITE LAYOUT
 DET-41, DET-42, RM-17

SCALE: 1"=50'
 DATE: October 29, 2004

DRAWN BY: CJH
 CHECKED BY: MJL

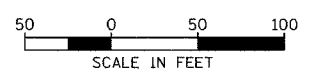
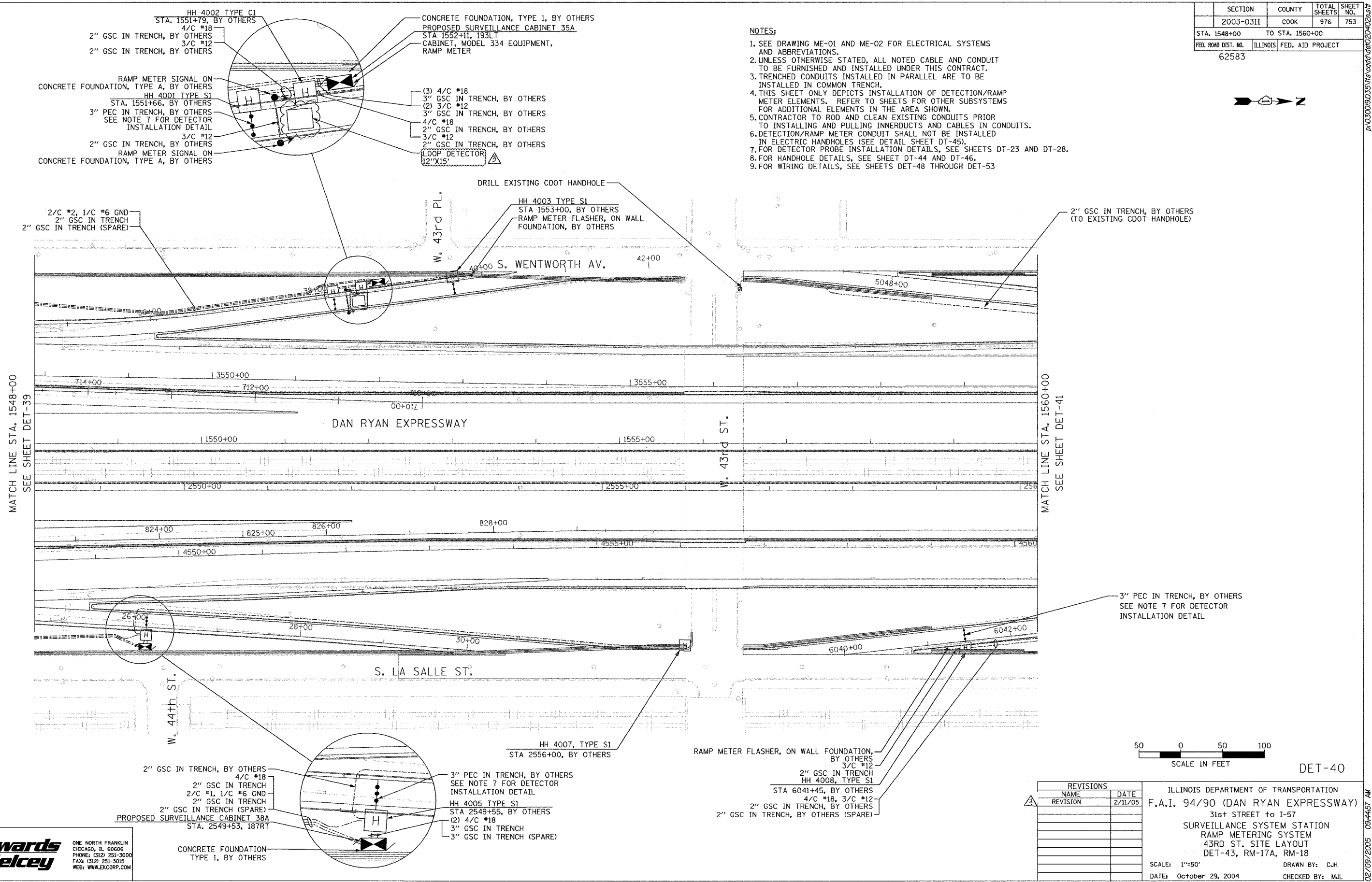
**Edwards
 AND Kelcey**

ONE NORTH FRANKLIN
 CHICAGO, IL 60606
 PHONE: (312) 251-3000
 FAX: (312) 251-3015
 WEB: WWW.EDKCORP.COM

02/09/2005 09:44:53 AM

SECTION	COUNTY	TOTAL SHEETS	SHEET NO.
2003-0311	COOK	976	753
STA. 1548+00	TO STA. 1560+00		
FED. ROAD DIST. NO.	ILLINOIS	FED. AID PROJECT	
62583			

- NOTES:**
- SEE DRAWING ME-01 AND ME-02 FOR ELECTRICAL SYSTEMS AND ABBREVIATIONS.
 - UNLESS OTHERWISE STATED, ALL NOTED CABLE AND CONDUIT TO BE FURNISHED AND INSTALLED UNDER THIS CONTRACT.
 - TRENCHED CONDUITS INSTALLED IN PARALLEL ARE TO BE INSTALLED IN COMMON TRENCH.
 - THIS SHEET ONLY DEPICTS INSTALLATION OF DETECTION/RAMP METER ELEMENTS. REFER TO SHEETS FOR OTHER SUBSYSTEMS FOR ADDITIONAL ELEMENTS IN THE AREA SHOWN.
 - CONTRACTOR TO ROD AND CLEAN EXISTING CONDUITS PRIOR TO INSTALLING AND PULLING INNERDUCTS AND CABLES IN CONDUITS.
 - DETECTION/RAMP METER CONDUIT SHALL NOT BE INSTALLED IN ELECTRIC HANDHOLES (SEE DETAIL SHEET DT-45).
 - FOR DETECTOR PROBE INSTALLATION DETAILS, SEE SHEETS DT-23 AND DT-28.
 - FOR HANDHOLE DETAILS, SEE SHEET DT-44 AND DT-46.
 - FOR WIRING DETAILS, SEE SHEETS DET-48 THROUGH DET-53.



DET-40

REVISIONS	
NAME	DATE
REVISION	2/11/05

ILLINOIS DEPARTMENT OF TRANSPORTATION
 F.A.I. 94/90 (DAN RYAN EXPRESSWAY)
 31st STREET to I-57
 SURVEILLANCE SYSTEM STATION
 RAMP METERING SYSTEM
 43RD ST. SITE LAYOUT
 DET-43, RM-17A, RM-18

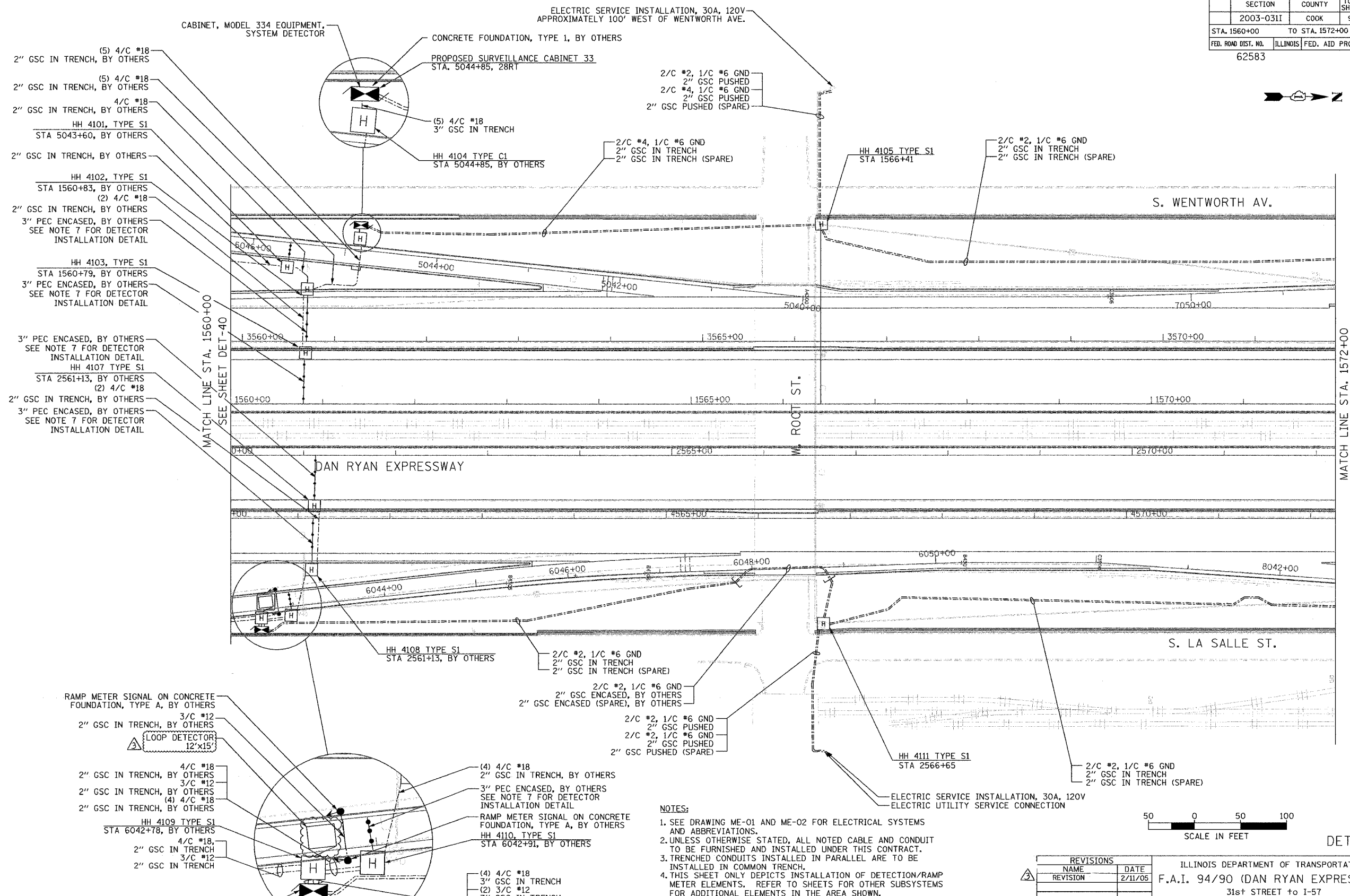
SCALE: 1"=50'
 DATE: October 29, 2004

DRAWN BY: CJH
 CHECKED BY: MJL

**Edwards
 AND Kelcey**
 ONE NORTH FRANKLIN
 CHICAGO, IL 60606
 PHONE: (312) 251-3000
 FAX: (312) 251-3015
 WEB: WWW.EDKORP.COM

02/09/2005 09:44:57 AM

SECTION	COUNTY	TOTAL SHEETS	SHEET NO.
2003-0311	COOK	976	754
STA. 1560+00	TO STA. 1572+00		
FED. ROAD DIST. NO.	ILLINOIS FED. AID PROJECT		
62583			



- (5) 4/C #18
2" GSC IN TRENCH, BY OTHERS
- (5) 4/C #18
2" GSC IN TRENCH, BY OTHERS
- 4/C #18
2" GSC IN TRENCH, BY OTHERS
- HH 4101, TYPE S1
STA 5043+60, BY OTHERS
- 2" GSC IN TRENCH, BY OTHERS
- HH 4102, TYPE S1
STA 1560+83, BY OTHERS
- (2) 4/C #18
2" GSC IN TRENCH, BY OTHERS
- 3" PEC ENCASED, BY OTHERS
SEE NOTE 7 FOR DETECTOR
INSTALLATION DETAIL
- HH 4103, TYPE S1
STA 1560+79, BY OTHERS
- 3" PEC ENCASED, BY OTHERS
SEE NOTE 7 FOR DETECTOR
INSTALLATION DETAIL
- 3" PEC ENCASED, BY OTHERS
SEE NOTE 7 FOR DETECTOR
INSTALLATION DETAIL
- HH 4107 TYPE S1
STA 2561+13, BY OTHERS
- (2) 4/C #18
2" GSC IN TRENCH, BY OTHERS
- 3" PEC ENCASED, BY OTHERS
SEE NOTE 7 FOR DETECTOR
INSTALLATION DETAIL

- RAMP METER SIGNAL ON CONCRETE
FOUNDATION, TYPE A, BY OTHERS
- 3/C #12
2" GSC IN TRENCH, BY OTHERS
- LOOP DETECTOR
12'x15'
- 4/C #18
2" GSC IN TRENCH, BY OTHERS
- 3/C #12
2" GSC IN TRENCH, BY OTHERS
- (4) 4/C #18
2" GSC IN TRENCH, BY OTHERS
- HH 4109 TYPE S1
STA 6042+78, BY OTHERS
- 4/C #18,
2" GSC IN TRENCH
- 3/C #12
2" GSC IN TRENCH

PROPOSED SURVEILLANCE CABINET 36
STA. 6042+37, 22RT
CONCRETE FOUNDATION, TYPE 1, BY OTHERS
CABINET, MODEL 334 EQUIPMENT,
RAMP METER

- (4) 4/C #18
2" GSC IN TRENCH, BY OTHERS
- 3" PEC ENCASED, BY OTHERS
SEE NOTE 7 FOR DETECTOR
INSTALLATION DETAIL
- RAMP METER SIGNAL ON CONCRETE
FOUNDATION, TYPE A, BY OTHERS
- HH 4110, TYPE S1
STA 6042+91, BY OTHERS
- (4) 4/C #18
3" GSC IN TRENCH
- (2) 3/C #12
3" GSC IN TRENCH
- (3) 4/C #18
3" GSC IN TRENCH

- NOTES:
- SEE DRAWING ME-01 AND ME-02 FOR ELECTRICAL SYSTEMS AND ABBREVIATIONS.
 - UNLESS OTHERWISE STATED, ALL NOTED CABLE AND CONDUIT TO BE FURNISHED AND INSTALLED UNDER THIS CONTRACT.
 - TRENCHED CONDUITS INSTALLED IN PARALLEL ARE TO BE INSTALLED IN COMMON TRENCH.
 - THIS SHEET ONLY DEPICTS INSTALLATION OF DETECTION/RAMP METER ELEMENTS. REFER TO SHEETS FOR OTHER SUBSYSTEMS FOR ADDITIONAL ELEMENTS IN THE AREA SHOWN.
 - CONTRACTOR TO ROD AND CLEAN EXISTING CONDUITS PRIOR TO INSTALLING AND PULLING INNERDUCTS AND CABLES IN CONDUITS.
 - DETECTION/RAMP METER CONDUIT SHALL NOT BE INSTALLED IN ELECTRIC HANDHOLES (SEE DETAIL SHEET DT-45).
 - FOR DETECTOR PROBE INSTALLATION DETAILS, SEE SHEETS DT-23 AND DT-28.
 - FOR HANDHOLE DETAILS, SEE SHEET DT-44 AND DT-46.
 - FOR WIRING DETAILS, SEE SHEETS DET-48 THROUGH DET-53

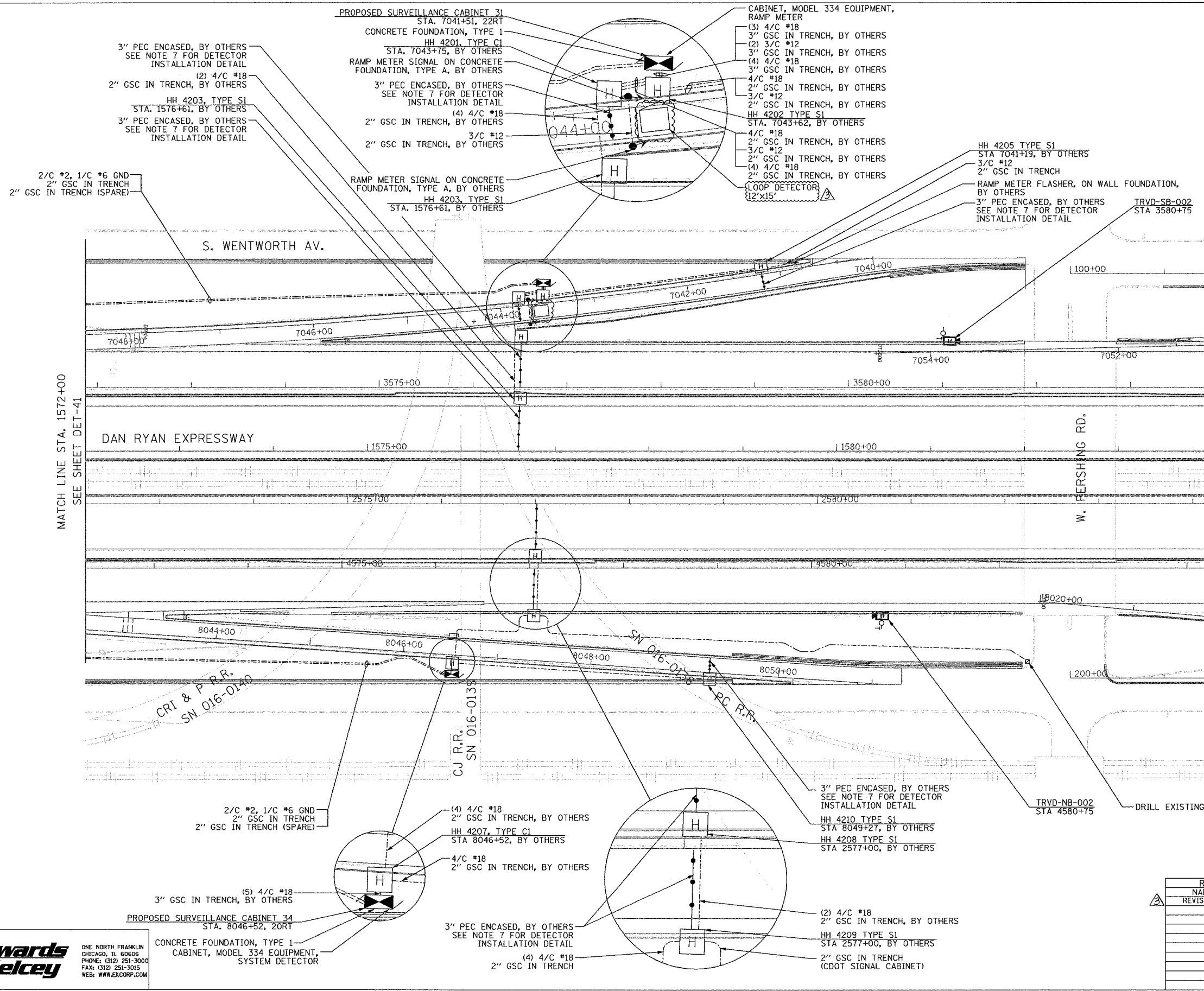
REVISIONS		DATE
NAME	REVISION	DATE
		2/11/05

ILLINOIS DEPARTMENT OF TRANSPORTATION
F.A.I. 94/90 (DAN RYAN EXPRESSWAY)
31st STREET TO I-57
SURVEILLANCE SYSTEM STATION
RAMP METERING AND DETECTOR SYSTEM
ROOT ST. SITE LAYOUT
DET-43, DET-44, DET-45, DET-46, RM-18
SCALE: 1"=50'
DATE: October 29, 2004
DRAWN BY: CJH
CHECKED BY: MJL

Edwards AND Kelcey
ONE NORTH FRANKLIN
CHICAGO, IL 60606
PHONE: (312) 251-3000
FAX: (312) 251-3015
WEB: WWW.EKCORP.COM

P:\03009\03035\18\acad\66020\128.dwg

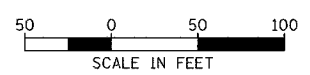
SECTION	COUNTY	TOTAL SHEETS	SHEET NO.
2003-031I	COOK	976	755
STA. 1572+00 TO STA. 1584+00			
FED. ROAD DIST. NO.	ILLINOIS	FED. AID PROJECT	
62583			



- NOTES:
1. SEE DRAWING ME-01 AND ME-02 FOR ELECTRICAL SYSTEMS AND ABBREVIATIONS.
 2. UNLESS OTHERWISE STATED, ALL NOTED CABLE AND CONDUIT TO BE FURNISHED AND INSTALLED UNDER THIS CONTRACT.
 3. TRENCHED CONDUITS INSTALLED IN PARALLEL ARE TO BE INSTALLED IN COMMON TRENCH.
 4. THIS SHEET ONLY DEPICTS INSTALLATION OF DETECTION/RAMP METER ELEMENTS. REFER TO SHEETS FOR OTHER SUBSYSTEMS FOR ADDITIONAL ELEMENTS IN THE AREA SHOWN.
 5. CONTRACTOR TO ROD AND CLEAN EXISTING CONDUITS PRIOR TO INSTALLING AND PULLING INNERDUCTS AND CABLES IN CONDUITS.
 6. DETECTION/RAMP METER CONDUIT SHALL NOT BE INSTALLED IN ELECTRIC HANDHOLES (SEE DETAIL SHEET DT-45).
 7. FOR DETECTOR PROBE INSTALLATION DETAILS, SEE SHEETS DT-23 AND DT-28.
 8. FOR HANDHOLE DETAILS, SEE SHEET DT-44 AND DT-46.
 9. FOR WIRING DETAILS, SEE SHEETS DET-48 THROUGH DET-53.
 10. FOR TEMPORARY DETECTION DETAILS SEE SHEETS DT-53 TO DT-55.

MATCH LINE STA. 1572+00
SEE SHEET DET-41

MATCH LINE STA. 1584+00
SEE SHEET DET-43



DET-42

REVISIONS		
NO.	NAME	DATE
2	REVISION 2	2/11/05

ILLINOIS DEPARTMENT OF TRANSPORTATION
F.A.I. 94/90 (DAN RYAN EXPRESSWAY)
31st STREET TO I-57
SURVEILLANCE SYSTEM STATION
RAMP METERING AND DETECTOR SYSTEM
ROOT ST. SITE LAYOUT
DET-45, DET-46, RM-19

SCALE: 1"=50'
DATE: October 29, 2004

DRAWN BY: CJH
CHECKED BY: MJL

**Edwards
AND Kelcey**

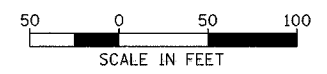
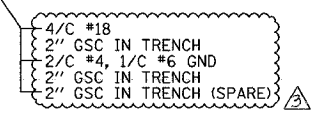
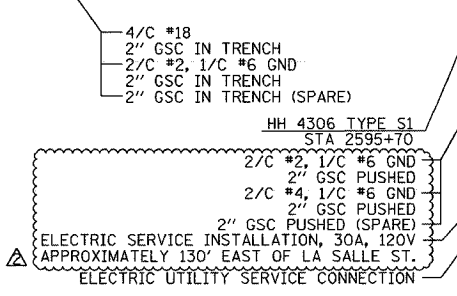
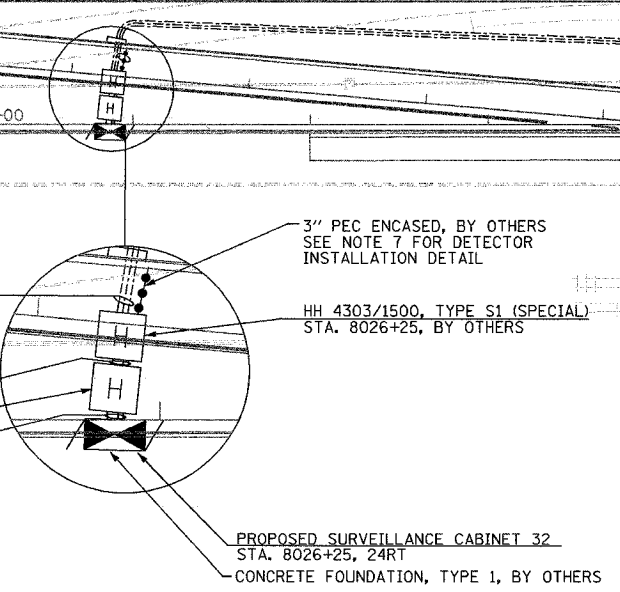
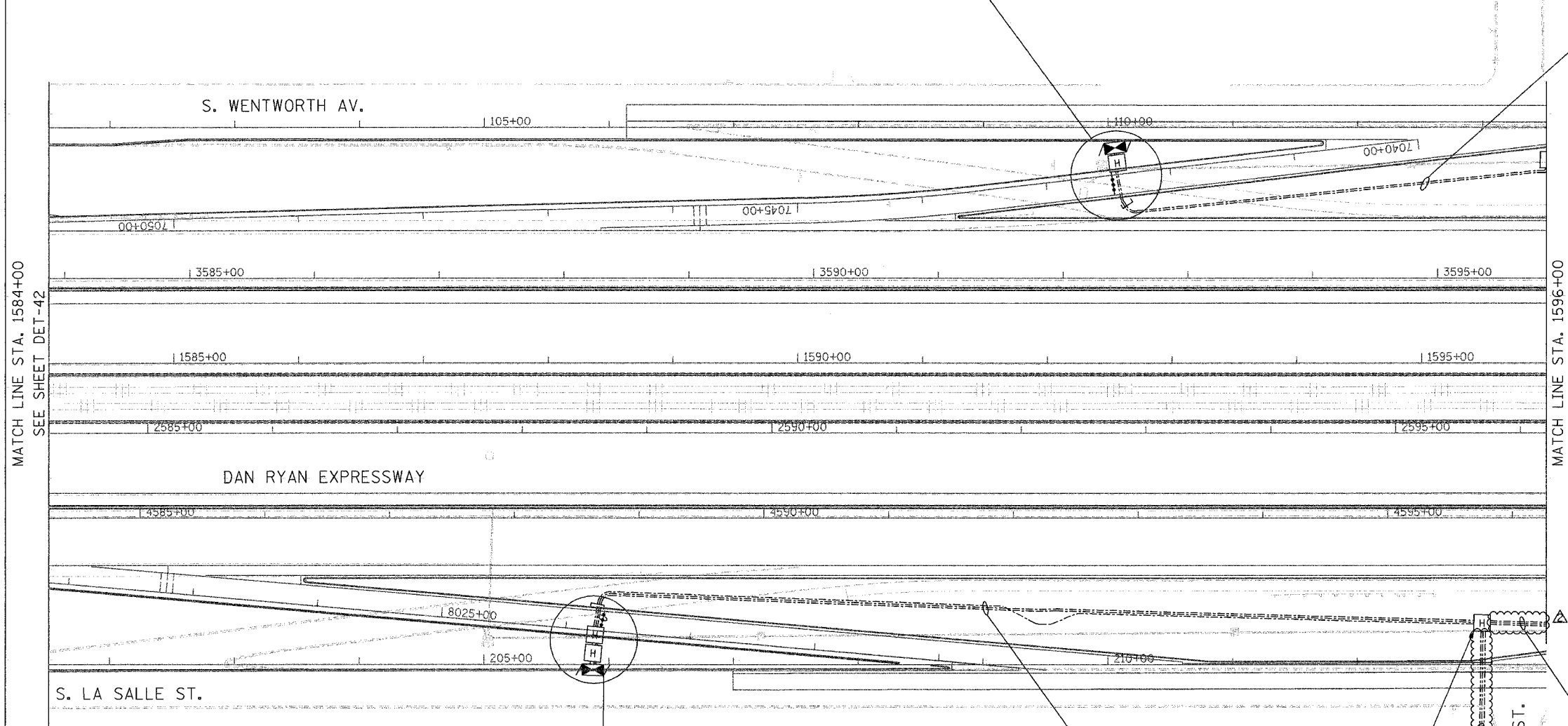
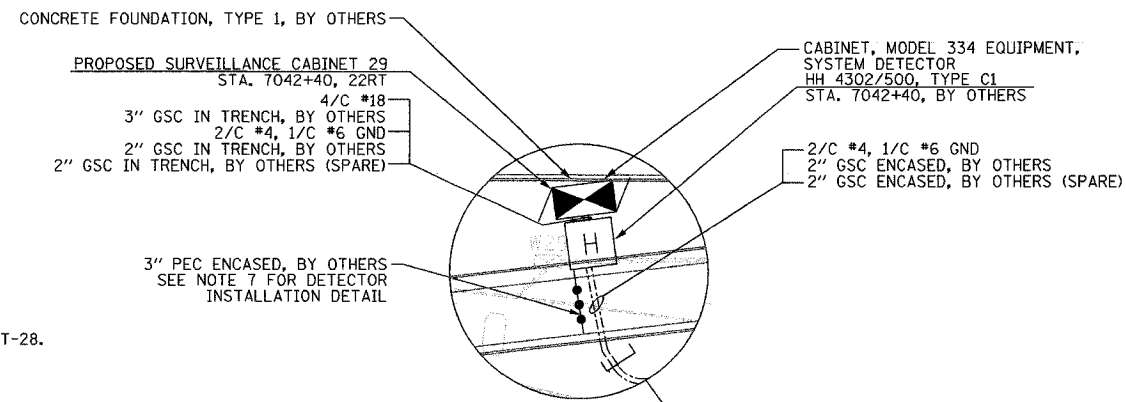
ONE NORTH FRANKLIN
CHICAGO, IL 60606
PHONE: (312) 251-3000
FAX: (312) 251-3015
WEB: WWW.EDCORP.COM

PROPOSED SURVEILLANCE CABINET 34
STA. 8046+52, 20RT
CONCRETE FOUNDATION, TYPE 1
CABINET, MODEL 334 EQUIPMENT,
SYSTEM DETECTOR

02/09/2005 09:45:04 AM

SECTION	COUNTY	TOTAL SHEETS	SHEET NO.
2003-0311	COOK	976	756
STA. 1584+00	TO STA. 1596+00		
FED. ROAD DIST. NO.	ILLINOIS	FED. AID PROJECT	
62583			

- NOTES:**
- SEE DRAWING ME-01 AND ME-02 FOR ELECTRICAL SYSTEMS AND ABBREVIATIONS.
 - UNLESS OTHERWISE STATED, ALL NOTED CABLE AND CONDUIT TO BE FURNISHED AND INSTALLED UNDER THIS CONTRACT.
 - TRENCHED CONDUITS INSTALLED IN PARALLEL ARE TO BE INSTALLED IN COMMON TRENCH.
 - THIS SHEET ONLY DEPICTS INSTALLATION OF DETECTION/RAMP METER ELEMENTS. REFER TO SHEETS FOR OTHER SUBSYSTEMS FOR ADDITIONAL ELEMENTS IN THE AREA SHOWN.
 - CONTRACTOR TO ROD AND CLEAN EXISTING CONDUITS PRIOR TO INSTALLING AND PULLING INNERDUCTS AND CABLES IN CONDUITS.
 - DETECTION/RAMP METER CONDUIT SHALL NOT BE INSTALLED IN ELECTRIC HANDHOLES (SEE DETAIL SHEET DT-45).
 - FOR DETECTOR PROBE INSTALLATION DETAILS, SEE SHEETS DT-23 AND DT-28.
 - FOR HANDHOLE DETAILS, SEE SHEET DT-44 AND DT-46.
 - FOR WIRING DETAILS, SEE SHEETS DET-48 THROUGH DET-53.



MATCH LINE STA. 1584+00
SEE SHEET DET-42

MATCH LINE STA. 1596+00
SEE SHEET DET-44

**Edwards
AND
Kelcey**
ONE NORTH FRANKLIN
CHICAGO, IL 60606
PHONE: (312) 251-3000
FAX: (312) 251-3015
WEB: WWW.EKCORP.COM

REVISIONS	
NAME	DATE
REVISION	02/11/05

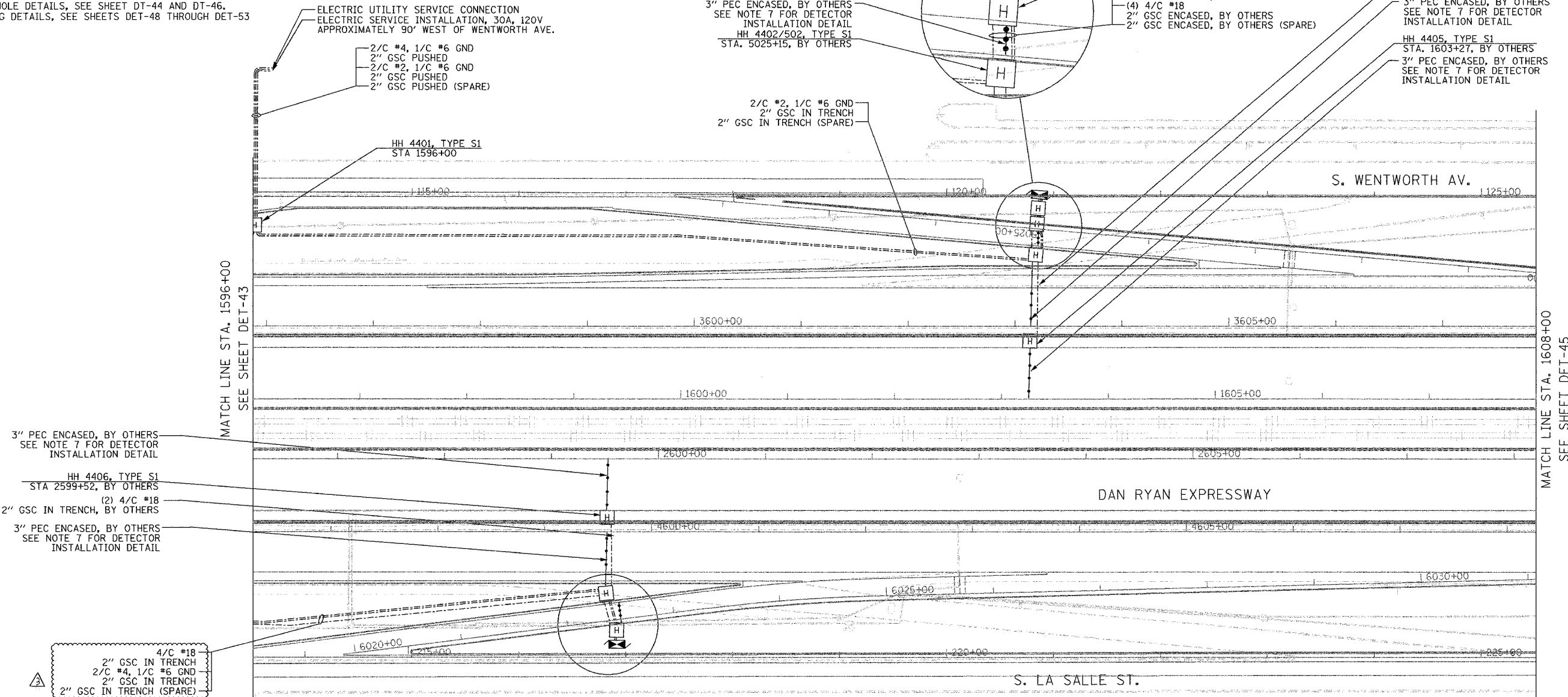
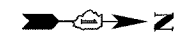
ILLINOIS DEPARTMENT OF TRANSPORTATION
F.A.I. 94/90 (DAN RYAN EXPRESSWAY)
31st STREET to I-57
SURVEILLANCE SYSTEM STATION
DETECTOR SYSTEM
37TH ST. SITE LAYOUT
DET-47, DET-48, DET-49, DET-50
SCALE: 1"=50'
DATE: October 29, 2004
DRAWN BY: CJH
CHECKED BY: MJL

F:\030019\0311\VT\SCADD\DET-43.DWG 11/30/05 11:32:51 AM

NOTES:

1. SEE DRAWING ME-01 AND ME-02 FOR ELECTRICAL SYSTEMS AND ABBREVIATIONS.
2. UNLESS OTHERWISE STATED, ALL NOTED CABLE AND CONDUIT TO BE FURNISHED AND INSTALLED UNDER THIS CONTRACT.
3. TRENCHED CONDUITS INSTALLED IN PARALLEL ARE TO BE INSTALLED IN COMMON TRENCH.
4. THIS SHEET ONLY DEPICTS INSTALLATION OF DETECTION/RAMP METER ELEMENTS. REFER TO SHEETS FOR OTHER SUBSYSTEMS FOR ADDITIONAL ELEMENTS IN THE AREA SHOWN.
5. CONTRACTOR TO ROD AND CLEAN EXISTING CONDUITS PRIOR TO INSTALLING AND PULLING INNERDUCTS AND CABLES IN CONDUITS.
6. DETECTION/RAMP METER CONDUIT SHALL NOT BE INSTALLED IN ELECTRIC HANDHOLES (SEE DETAIL SHEET DT-45).
7. FOR DETECTOR PROBE INSTALLATION DETAILS, SEE SHEETS DT-23 AND DT-28.
8. FOR HANDHOLE DETAILS, SEE SHEET DT-44 AND DT-46.
9. FOR WIRING DETAILS, SEE SHEETS DET-48 THROUGH DET-53

SECTION	COUNTY	TOTAL SHEETS	SHEET NO.
2003-0311	COOK	976	757
STA. 1596+00 TO STA. 1608+00		ILLINOIS FED. AID PROJECT	
62583			



ELECTRIC UTILITY SERVICE CONNECTION
ELECTRIC SERVICE INSTALLATION, 30A, 120V
APPROXIMATELY 90° WEST OF WENTWORTH AVE.

2/C #4, 1/C #6 GND
2" GSC PUSHED
2/C #2, 1/C #6 GND
2" GSC PUSHED
2" GSC PUSHED (SPARE)

(5) 4/C #18
3" GSC IN TRENCH, BY OTHERS
2/C #2, 1/C #6 GND
2" GSC IN TRENCH, BY OTHERS
2" GSC IN TRENCH (SPARE), BY OTHERS

3" PEC ENCASED, BY OTHERS
SEE NOTE 7 FOR DETECTOR
INSTALLATION DETAIL
HH 4402/502, TYPE S1
STA. 5025+15, BY OTHERS

CABINET, MODEL 334 EQUIPMENT,
SYSTEM DETECTOR
CONCRETE FOUNDATION, TYPE 1, BY OTHERS

PROPOSED SURVEILLANCE CABINET 27
STA. 5025+15, 18RT
HH 4404/503, TYPE C1
STA 5025+15, BY OTHERS
HH 4403/501, TYPE S1 (SPECIAL)
STA 5025+15, BY OTHERS
2/C #2, 1/C #6 GND
2" GSC ENCASED, BY OTHERS
(4) 4/C #18
2" GSC ENCASED, BY OTHERS
2" GSC ENCASED, BY OTHERS (SPARE)

(2) 4/C #18
2" GSC IN TRENCH, BY OTHERS
3" PEC ENCASED, BY OTHERS
SEE NOTE 7 FOR DETECTOR
INSTALLATION DETAIL

HH 4405, TYPE S1
STA. 1603+27, BY OTHERS
3" PEC ENCASED, BY OTHERS
SEE NOTE 7 FOR DETECTOR
INSTALLATION DETAIL

2/C #2, 1/C #6 GND
2" GSC IN TRENCH
2" GSC IN TRENCH (SPARE)

HH 4401, TYPE S1
STA 1596+00

3" PEC ENCASED, BY OTHERS
SEE NOTE 7 FOR DETECTOR
INSTALLATION DETAIL

HH 4406, TYPE S1
STA 2599+52, BY OTHERS
(2) 4/C #18
2" GSC IN TRENCH, BY OTHERS

3" PEC ENCASED, BY OTHERS
SEE NOTE 7 FOR DETECTOR
INSTALLATION DETAIL

4/C #18
2" GSC IN TRENCH
2/C #4, 1/C #6 GND
2" GSC IN TRENCH
2" GSC IN TRENCH (SPARE)

HH 4407/1501, TYPE S1
STA 6022+40, BY OTHERS

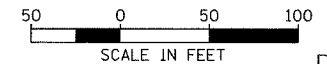
2/C #4, 1/C #6 GND
3" GSC ENCASED, BY OTHERS
(4) 4/C #18
2" GSC ENCASED, BY OTHERS
2" GSC ENCASED (SPARE), BY OTHERS

3" PEC ENCASED, BY OTHERS
SEE NOTE 7 FOR DETECTOR
INSTALLATION DETAIL

HH 4408/1502 TYPE C1
STA 6022+40, BY OTHERS

(5) 4/C #18
3" GSC IN TRENCH
2/C #4, 1/C #6 GND
3" GSC IN TRENCH

CABINET, MODEL 334 EQUIPMENT,
SYSTEM DETECTOR
CONCRETE FOUNDATION, TYPE 1
PROPOSED SURVEILLANCE CABINET 30
STA. 2599+66, 24RT



SCALE IN FEET DET-44

REVISIONS	
NAME	DATE
REVISION	02/11/05

ILLINOIS DEPARTMENT OF TRANSPORTATION
F.A.I. 94/90 (DAN RYAN EXPRESSWAY)
31st STREET to I-57
SURVEILLANCE SYSTEM STATION
DETECTOR SYSTEM
37TH ST. SITE LAYOUT
DET-49, DET-50

SCALE: 1"=50'
DATE: October 29, 2004

DRAWN BY: CJH
CHECKED BY: MJL

**Edwards
AND Kelcey**

ONE NORTH FRANKLIN
CHICAGO, IL 60606
PHONE: (312) 251-3000
FAX: (312) 251-3015
WEB: WWW.EKCORP.COM

02/10/2005 09:41:50 AM P:\03009035\VT-SCADD\DET020442E.SHT

SECTION	COUNTY	TOTAL SHEETS	SHEET NO.
2003-0311	COOK	976	758
STA. 1608+00 TO STA. 1620+00			
FED. ROAD DIST. NO.	ILLINOIS FED. AID PROJECT		
62583			

2" GSC IN TRENCH
(TO EXISTING CDOT HANDHOLE)
DRILL EXISTING CDOT HANDHOLE

3" GSC CONCRETE ENCASED, BY OTHERS
4/C #18
3" GSC IN TRENCH, BY OTHERS
3" PEC ENCASED, BY OTHERS
SEE NOTE 7 FOR DETECTOR
INSTALLATION DETAIL
HH 4503/600, TYPE S1
STA 5007+20, BY OTHERS

CABINET, MODEL 334 EQUIPMENT,
SYSTEM DETECTOR
CONCRETE FOUNDATION, TYPE 1
PROPOSED SURVEILLANCE CABINET 25
STA 5002+39, 40RT
4/C #18
3" GSC IN TRENCH, BY OTHERS

2/C #4, 1/C #6 GND
2" GSC IN TRENCH
2" GSC IN TRENCH (SPARE)
4/C #18
3" GSC IN TRENCH
HH 4504 TYPE C1
STA 5002+39

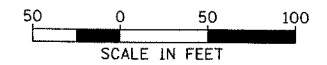
4/C #18
3" GSC IN TRENCH

MATCH LINE STA. 1608+00
SEE SHEET DET-44

W. 35th ST.

MATCH LINE STA. 1620+00
SEE SHEET DET-46

- NOTES:
1. SEE DRAWING ME-01 AND ME-02 FOR ELECTRICAL SYSTEMS AND ABBREVIATIONS.
 2. UNLESS OTHERWISE STATED, ALL NOTED CABLE AND CONDUIT TO BE FURNISHED AND INSTALLED UNDER THIS CONTRACT.
 3. TRENCHED CONDUITS INSTALLED IN PARALLEL ARE TO BE INSTALLED IN COMMON TRENCH.
 4. THIS SHEET ONLY DEPICTS INSTALLATION OF DETECTION/RAMP METER ELEMENTS. REFER TO SHEETS FOR OTHER SUBSYSTEMS FOR ADDITIONAL ELEMENTS IN THE AREA SHOWN.
 5. CONTRACTOR TO ROD AND CLEAN EXISTING CONDUITS PRIOR TO INSTALLING AND PULLING INNERDUCTS AND CABLES IN CONDUITS.
 6. DETECTION/RAMP METER CONDUIT SHALL NOT BE INSTALLED IN ELECTRIC HANDHOLES (SEE DETAIL SHEET DT-45).
 7. FOR DETECTOR PROBE INSTALLATION DETAILS, SEE SHEETS DT-23 AND DT-28.
 8. FOR HANDHOLE DETAILS, SEE SHEET DT-44 AND DT-46.
 9. FOR WIRING DETAILS, SEE SHEETS DET-48 THROUGH DET-53



DET-45

**Edwards
AND
Kelcey**
ONE NORTH FRANKLIN
CHICAGO, IL 60606
PHONE: (312) 251-3000
FAX: (312) 251-3015
WEB: WWW.EKCORP.COM

HH 4506/1601 TYPE S1
STA 6004+10, BY OTHERS
4/C #18
2" GSC IN TRENCH
HH 4507, TYPE C1
STA. 6004+98
4/C #18
3" GSC IN TRENCH
CONCRETE FOUNDATION, TYPE 1
PROPOSED SURVEILLANCE CABINET 28
STA 6004+98, 42RT

CABINET, MODEL 334 EQUIPMENT,
SYSTEM DETECTOR

REVISIONS	NAME	DATE

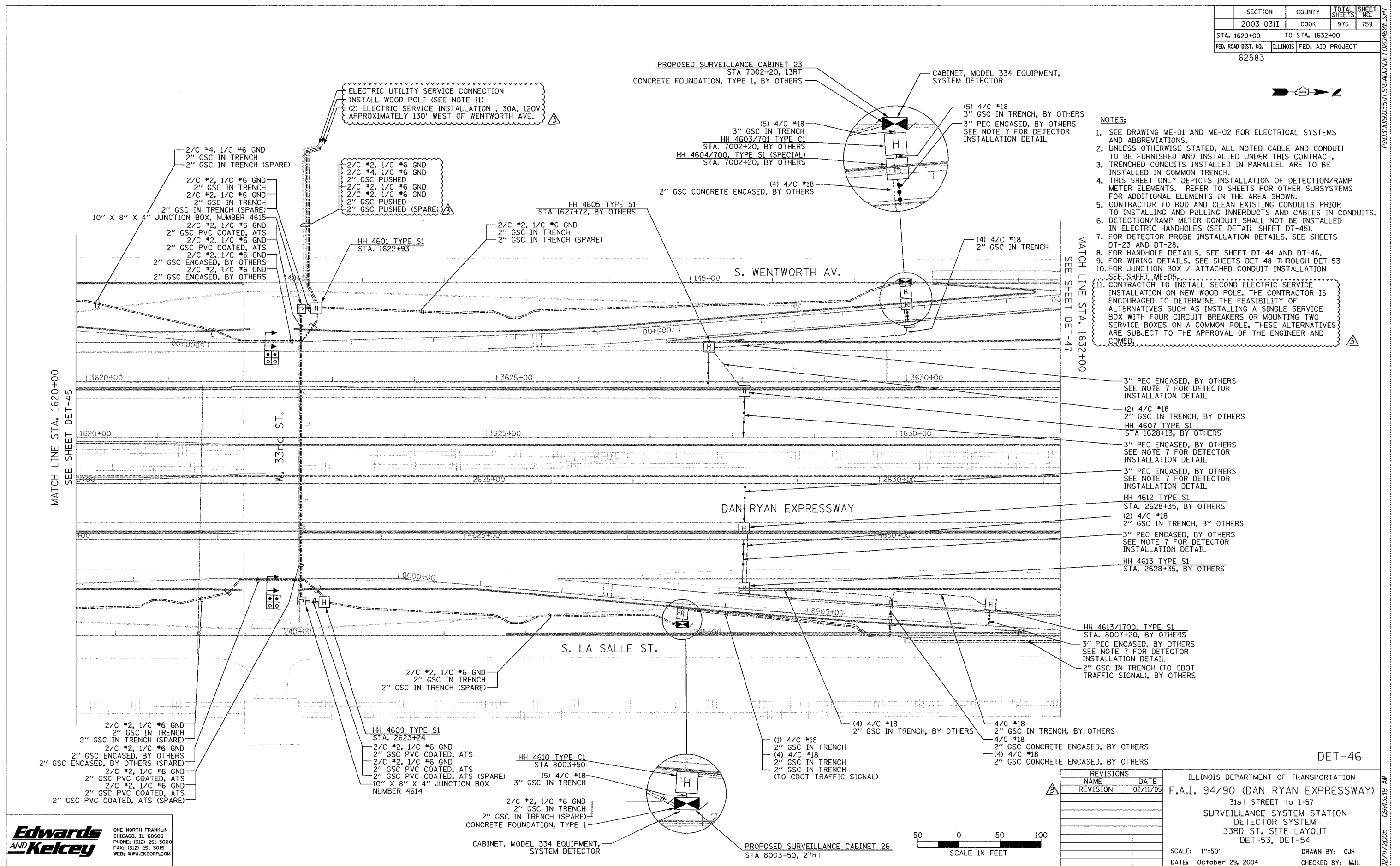
ILLINOIS DEPARTMENT OF TRANSPORTATION
F.A.I. 94/90 (DAN RYAN EXPRESSWAY)
31st STREET TO I-57
SURVEILLANCE SYSTEM STATION
DETECTOR SYSTEM
35TH ST. SITE LAYOUT
DET-51, DET-52
SCALE: 1"=50'
DATE: October 29, 2004
DRAWN BY: CJH
CHECKED BY: MJL

10/15/2004 11:50:48 AM

SECTION	COUNTY	TOTAL SHEETS	SHEET NO.
2003-0311	COOK	976	759
STA. 1620+00 TO STA. 1632+00			
FED. ROAD DIST. NO. ILLINOIS FED. AID PROJECT		62583	



- NOTES:**
- SEE DRAWING ME-01 AND ME-02 FOR ELECTRICAL SYSTEMS AND ABBREVIATIONS.
 - UNLESS OTHERWISE STATED, ALL NOTED CABLE AND CONDUIT TO BE FURNISHED AND INSTALLED UNDER THIS CONTRACT.
 - TRENCHED CONDUITS INSTALLED IN PARALLEL ARE TO BE INSTALLED IN COMMON TRENCH.
 - THIS SHEET ONLY DEPICTS INSTALLATION OF DETECTION/RAMP METER ELEMENTS. REFER TO SHEETS FOR OTHER SUBSYSTEMS FOR ADDITIONAL ELEMENTS IN THE AREA SHOWN.
 - CONTRACTOR TO ROD AND CLEAN EXISTING CONDUITS PRIOR TO INSTALLING AND PULLING INNERDUCTS AND CABLES IN CONDUITS.
 - DETECTION/RAMP METER CONDUIT SHALL NOT BE INSTALLED IN ELECTRIC HANDHOLES (SEE DETAIL SHEET DT-45).
 - FOR DETECTOR PROBE INSTALLATION DETAILS, SEE SHEETS DT-23 AND DT-28.
 - FOR HANDHOLE DETAILS, SEE SHEET DT-44 AND DT-46.
 - FOR WIRING DETAILS, SEE SHEETS DET-48 THROUGH DET-53.
 - FOR JUNCTION BOX / ATTACHED CONDUIT INSTALLATION SEE SHEET ME-05.
 - CONTRACTOR TO INSTALL SECOND ELECTRIC SERVICE INSTALLATION ON NEW WOOD POLE. THE CONTRACTOR IS ENCOURAGED TO DETERMINE THE FEASIBILITY OF ALTERNATIVES SUCH AS INSTALLING A SINGLE SERVICE BOX WITH FOUR CIRCUIT BREAKERS OR MOUNTING TWO SERVICE BOXES ON A COMMON POLE. THESE ALTERNATIVES ARE SUBJECT TO THE APPROVAL OF THE ENGINEER AND COMED.



MATCH LINE STA. 1632+00
SEE SHEET DET-47

MATCH LINE STA. 1620+00
SEE SHEET DET-45

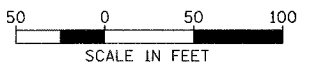
- 3" PEC ENCASED, BY OTHERS
SEE NOTE 7 FOR DETECTOR
INSTALLATION DETAIL
- (2) 4/C #18
2" GSC IN TRENCH, BY OTHERS
HH 4607 TYPE S1
STA 1628+13, BY OTHERS
- 3" PEC ENCASED, BY OTHERS
SEE NOTE 7 FOR DETECTOR
INSTALLATION DETAIL
- 3" PEC ENCASED, BY OTHERS
SEE NOTE 7 FOR DETECTOR
INSTALLATION DETAIL
- HH 4612 TYPE S1
STA. 2628+35, BY OTHERS
(2) 4/C #18
2" GSC IN TRENCH, BY OTHERS
- 3" PEC ENCASED, BY OTHERS
SEE NOTE 7 FOR DETECTOR
INSTALLATION DETAIL
- HH 4613 TYPE S1
STA. 2628+35, BY OTHERS
- HH 4613/1700, TYPE S1
STA. 8007+20, BY OTHERS
3" PEC ENCASED, BY OTHERS
SEE NOTE 7 FOR DETECTOR
INSTALLATION DETAIL
2" GSC IN TRENCH (TO CDOT
TRAFFIC SIGNAL), BY OTHERS

REVISIONS	
NAME	DATE
REVISION	02/11/05

ILLINOIS DEPARTMENT OF TRANSPORTATION
 F.A.I. 94/90 (DAN RYAN EXPRESSWAY)
 31st STREET to I-57
 SURVEILLANCE SYSTEM STATION
 DETECTOR SYSTEM
 33RD ST. SITE LAYOUT
 DET-53, DET-54

SCALE: 1"=50'
 DATE: October 29, 2004

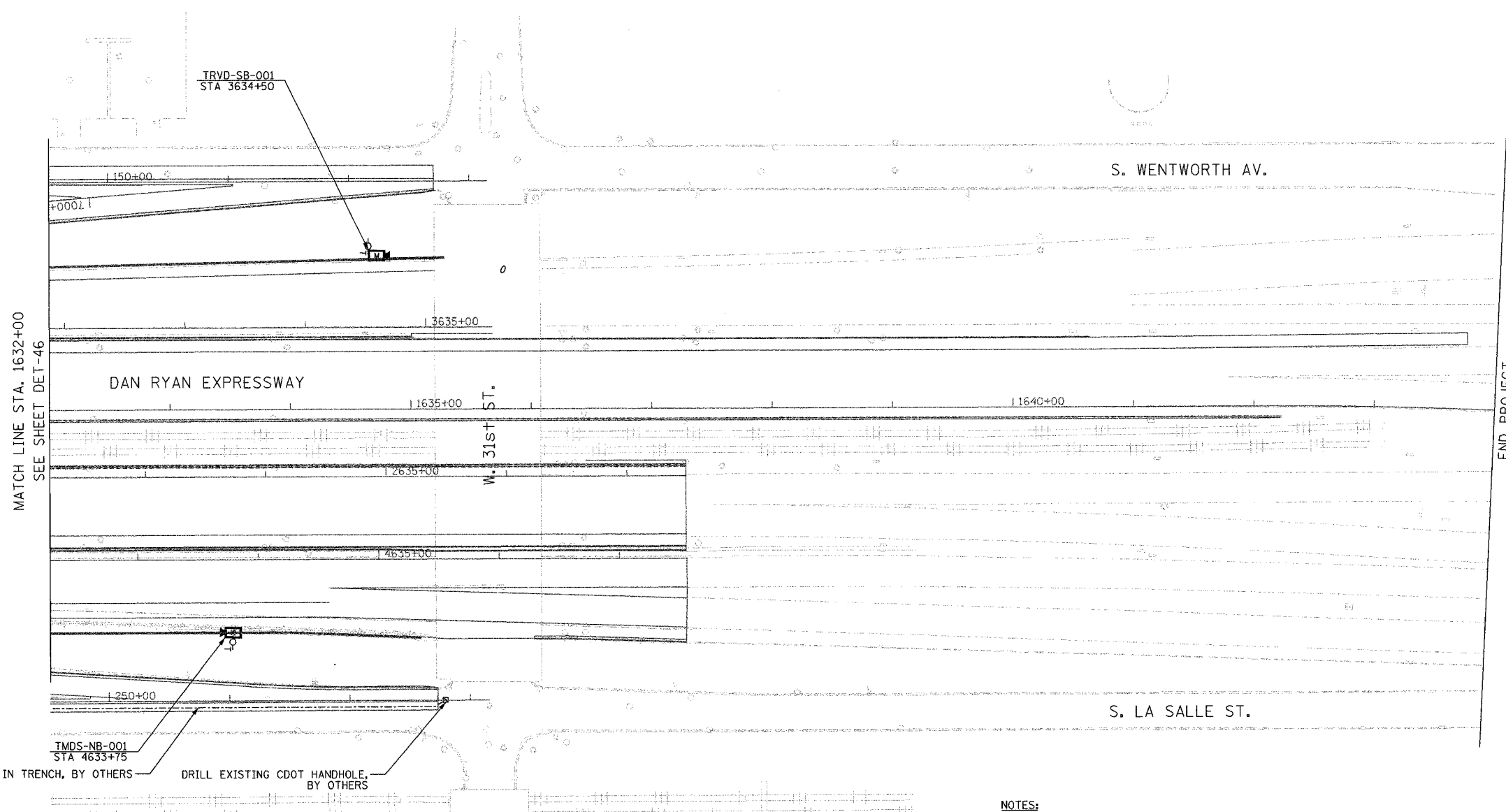
DRAWN BY: CJH
 CHECKED BY: MJL



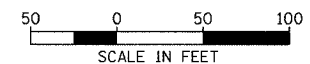
Edwards AND Kelcey
 ONE NORTH FRANKLIN
 CHICAGO, IL 60606
 PHONE: (312) 251-3000
 FAX: (312) 251-3015
 WEB: WWW.EKCORP.COM

09-43-39 AM
02/11/2005

SECTION	COUNTY	TOTAL SHEETS	SHEET NO.
2003-031I	COOK	976	760
STA. 1632+00	TO STA. 1644+00		
FED. ROAD DIST. NO.	ILLINOIS	FED. AID PROJECT	
62583			



- NOTES:**
1. SEE DRAWING ME-01 AND ME-02 FOR ELECTRICAL SYSTEMS AND ABBREVIATIONS.
 2. UNLESS OTHERWISE STATED, ALL NOTED CABLE AND CONDUIT TO BE FURNISHED AND INSTALLED UNDER THIS CONTRACT.
 3. TRENCHED CONDUITS INSTALLED IN PARALLEL ARE TO BE INSTALLED IN COMMON TRENCH.
 4. THIS SHEET ONLY DEPICTS INSTALLATION OF DETECTION/RAMP METER ELEMENTS. REFER TO SHEETS FOR OTHER SUBSYSTEMS FOR ADDITIONAL ELEMENTS IN THE AREA SHOWN.
 5. CONTRACTOR TO ROD AND CLEAN EXISTING CONDUITS PRIOR TO INSTALLING AND PULLING INNERDUCTS AND CABLES IN CONDUITS.
 6. DETECTION/RAMP METER CONDUIT SHALL NOT BE INSTALLED IN ELECTRIC HANDHOLES (SEE DETAIL SHEET DT-45).
 7. FOR DETECTOR PROBE INSTALLATION DETAILS, SEE SHEETS DT-23 AND DT-28.
 8. FOR HANDHOLE DETAILS, SEE SHEET DT-44 AND DT-46.
 9. FOR WIRING DETAILS, SEE SHEETS DET-48 THROUGH DET-53.
 10. FOR TEMPORARY DETECTION SEE SHEETS DT-53 TO DT-55.



DET-47

Edwards AND Kelcey
 ONE NORTH FRANKLIN
 CHICAGO, IL 60606
 PHONE: (312) 251-3000
 FAX: (312) 251-3015
 WEB: WWW.EKCORP.COM

REVISIONS	
NAME	DATE

ILLINOIS DEPARTMENT OF TRANSPORTATION
 F.A.I. 94/90 (DAN RYAN EXPRESSWAY)
 31st STREET to I-57
 SURVEILLANCE SYSTEM STATION
 DETECTOR SYSTEM
 33RD ST. SITE LAYOUT
 DET-53

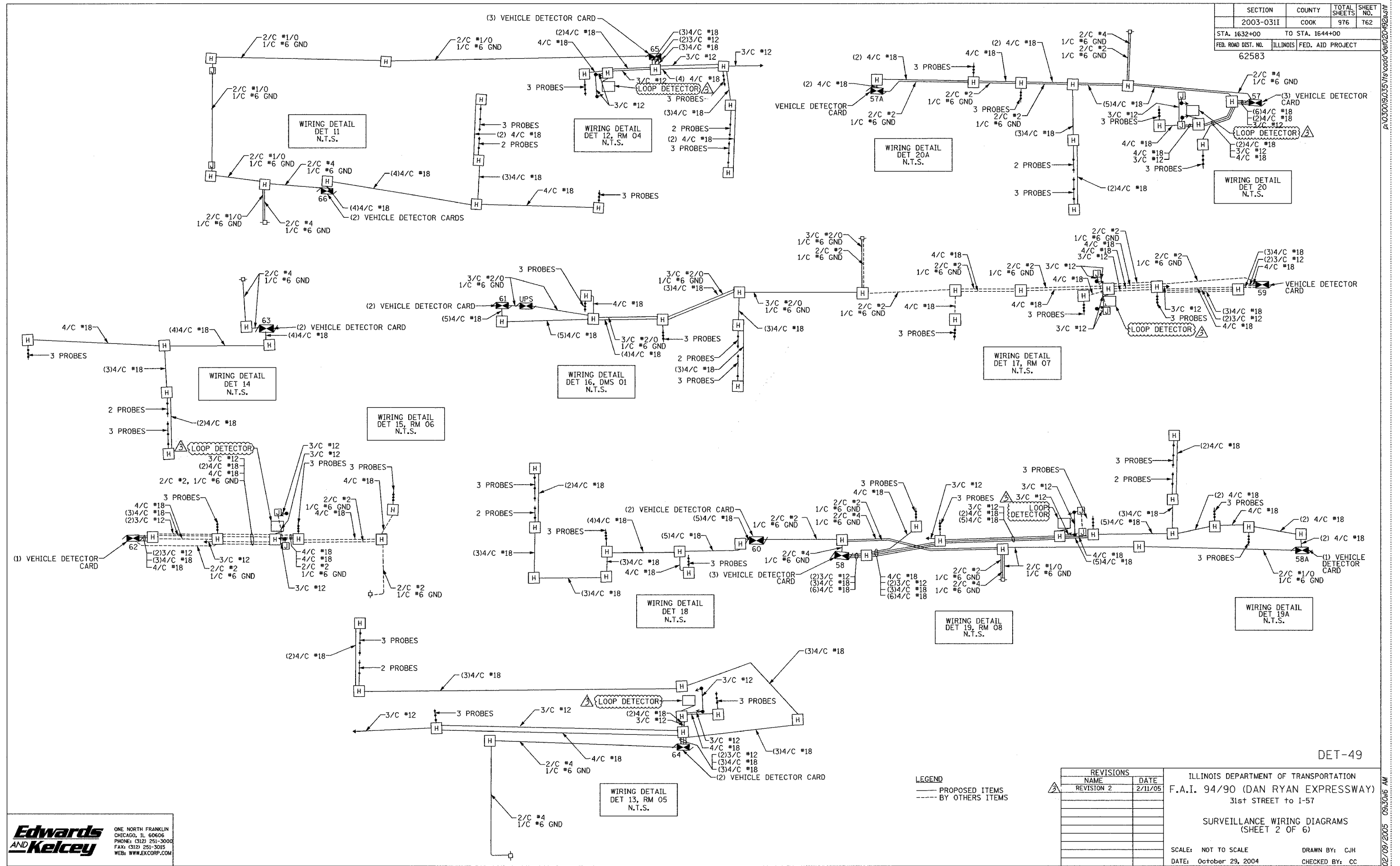
SCALE: 1"=50'
 DATE: October 29, 2004

DRAWN BY: DHI
 CHECKED BY: MJL

P:\030090.05\1632+00\1644+00\DET-47.dwg

11/22/2004 02:56:02 PM

SECTION	COUNTY	TOTAL SHEETS	SHEET NO.
2003-0311	COOK	976	762
STA. 1632+00	TO STA. 1644+00		
FED. ROAD DIST. NO.	ILLINOIS	FED. AID PROJECT	
62583			

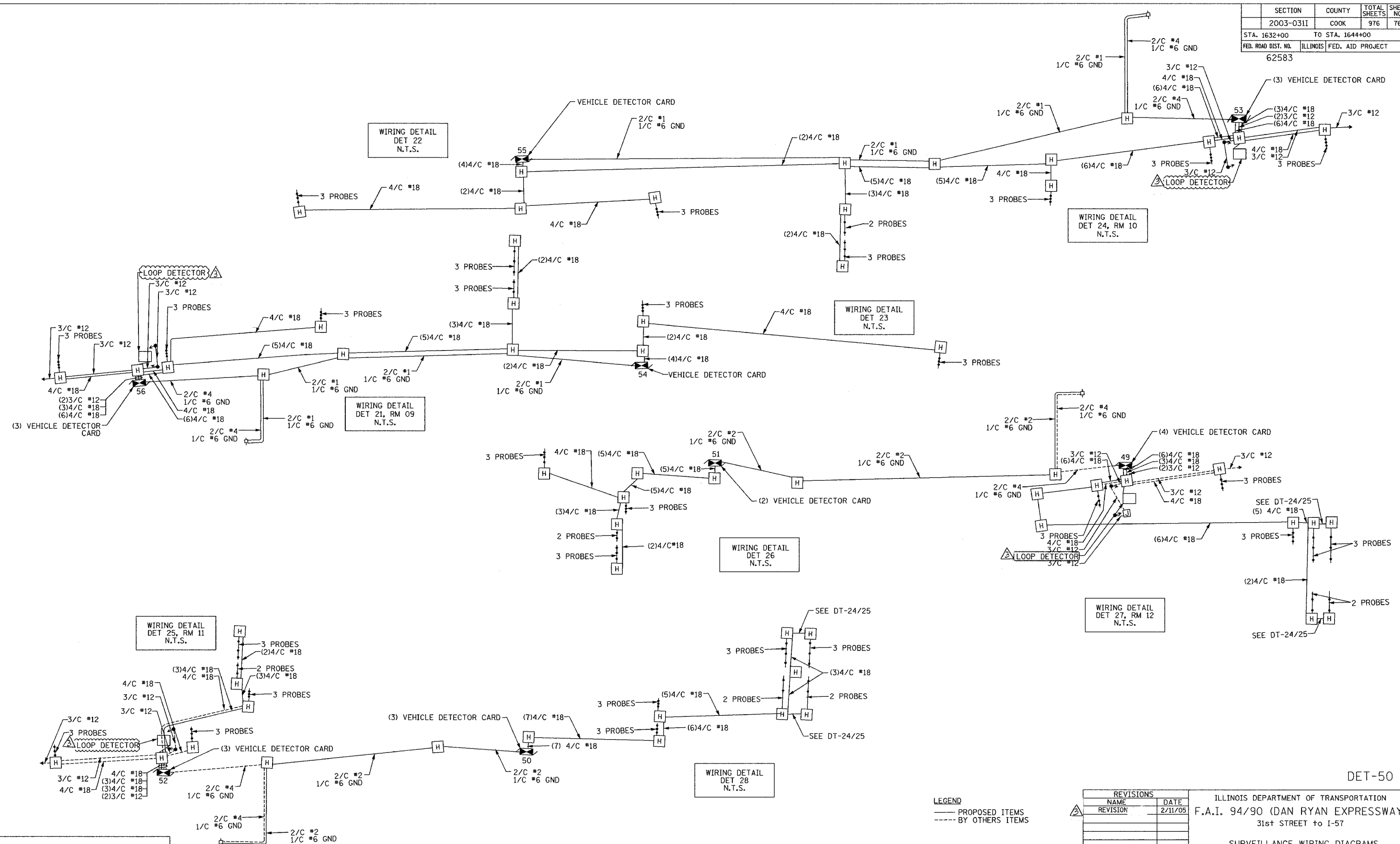


Edwards AND Kelcey
 ONE NORTH FRANKLIN
 CHICAGO, IL 60606
 PHONE: (312) 251-3000
 FAX: (312) 251-3015
 WEB: WWW.EKCORP.COM

ILLINOIS DEPARTMENT OF TRANSPORTATION
 F.A.I. 94/90 (DAN RYAN EXPRESSWAY)
 31st STREET to I-57
 SURVEILLANCE WIRING DIAGRAMS
 (SHEET 2 OF 6)
 SCALE: NOT TO SCALE
 DATE: October 29, 2004
 DRAWN BY: CJH
 CHECKED BY: CC

A:\030019\0305\1632+00\1644+00\DET-49.dwg 02/09/2005 09:50:16 AM

SECTION	COUNTY	TOTAL SHEETS	SHEET NO.
2003-0311	COOK	976	763
STA. 1632+00	TO STA. 1644+00		
FED. ROAD DIST. NO.	ILLINOIS	FED. AID PROJECT	
62583			



Edwards AND Kelcey
 ONE NORTH FRANKLIN
 CHICAGO, IL 60606
 PHONE: (312) 251-3000
 FAX: (312) 251-3015
 WEB: WWW.EKCORP.COM

LEGEND
 — PROPOSED ITEMS
 - - - BY OTHERS ITEMS

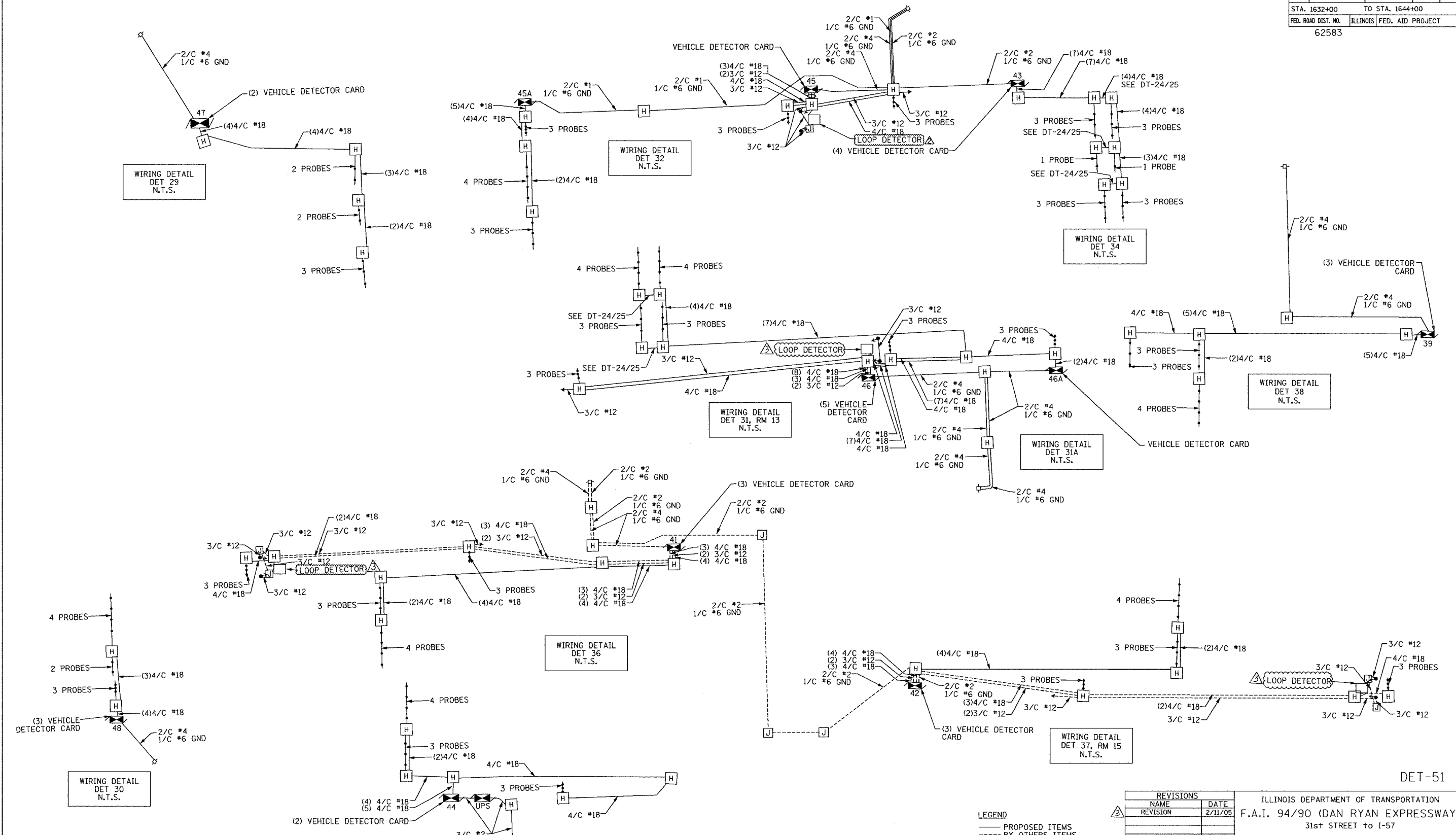
REVISIONS		
NAME	DATE	
REVISION	2/11/05	

ILLINOIS DEPARTMENT OF TRANSPORTATION
 F.A.I. 94/90 (DAN RYAN EXPRESSWAY)
 31st STREET to I-57
 SURVEILLANCE WIRING DIAGRAMS
 (SHEET 3 OF 6)
 SCALE: NOT TO SCALE
 DATE: October 29, 2004
 DRAWN BY: DHI
 CHECKED BY: CJH

DET-50

02/09/2005 09:50:18 AM

SECTION	COUNTY	TOTAL SHEETS	SHEET NO.
2003-031I	COOK	976	764
STA. 1632+00	TO STA. 1644+00		
FED. ROAD DIST. NO.	ILLINOIS FED. AID PROJECT		
62583			

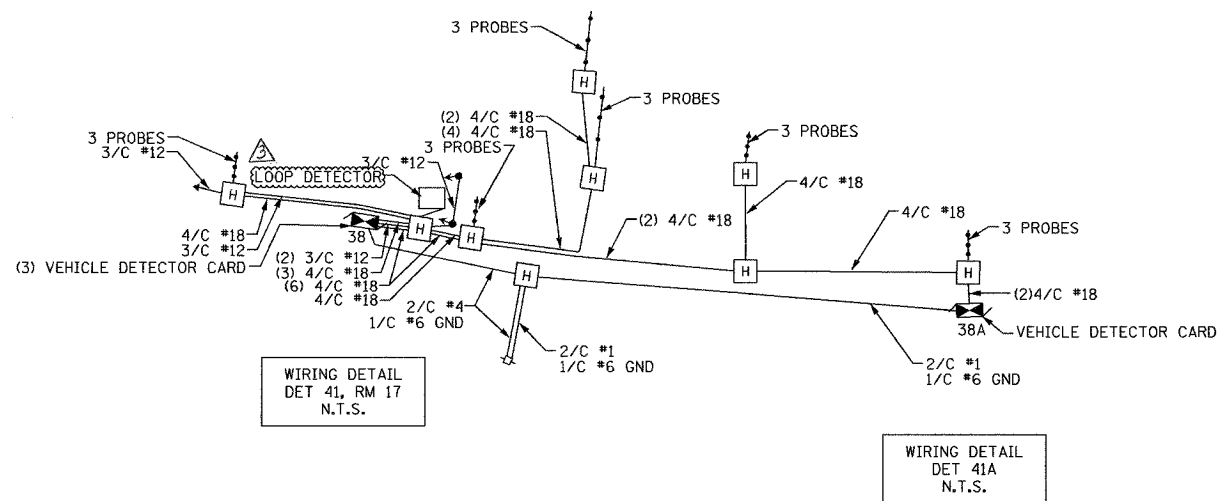
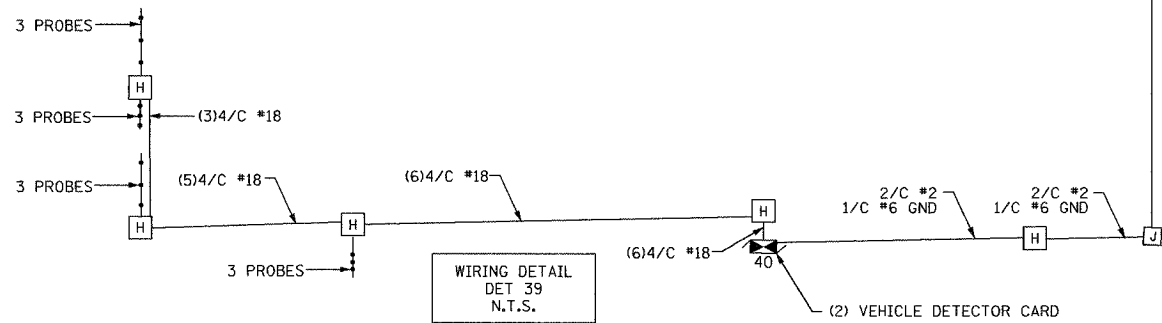
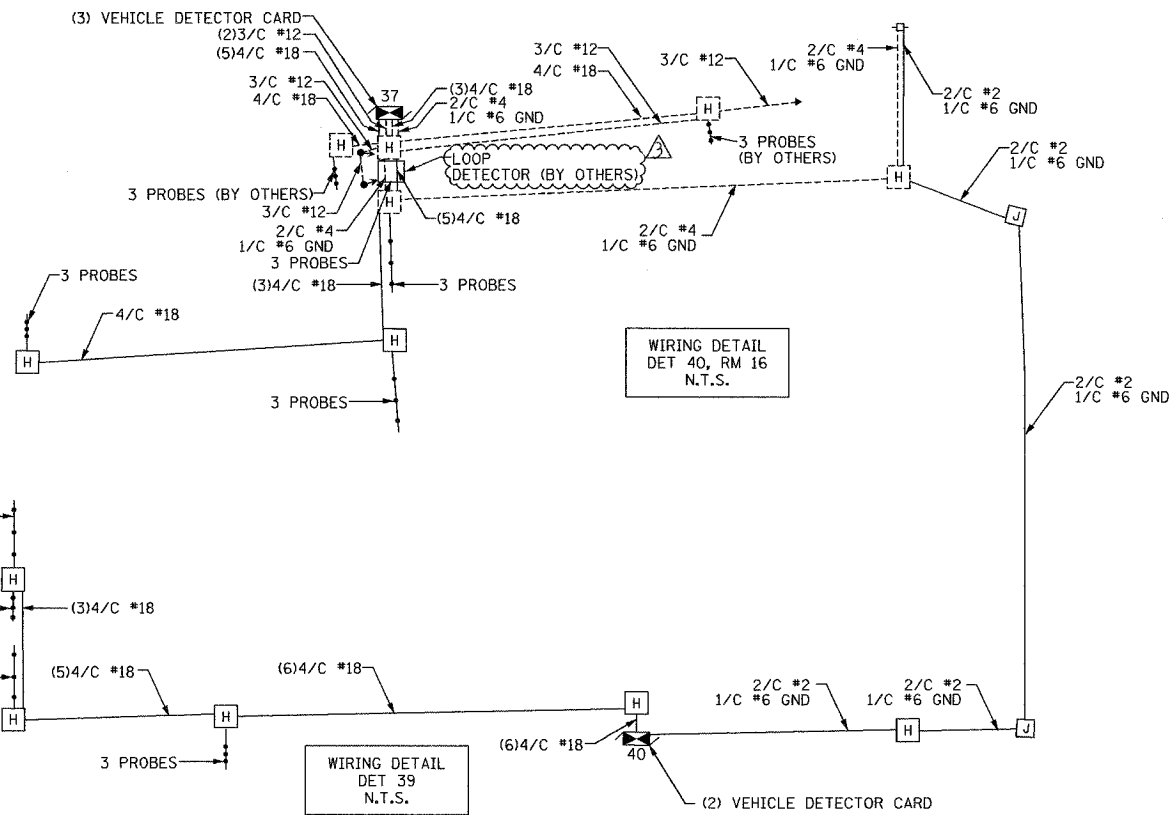
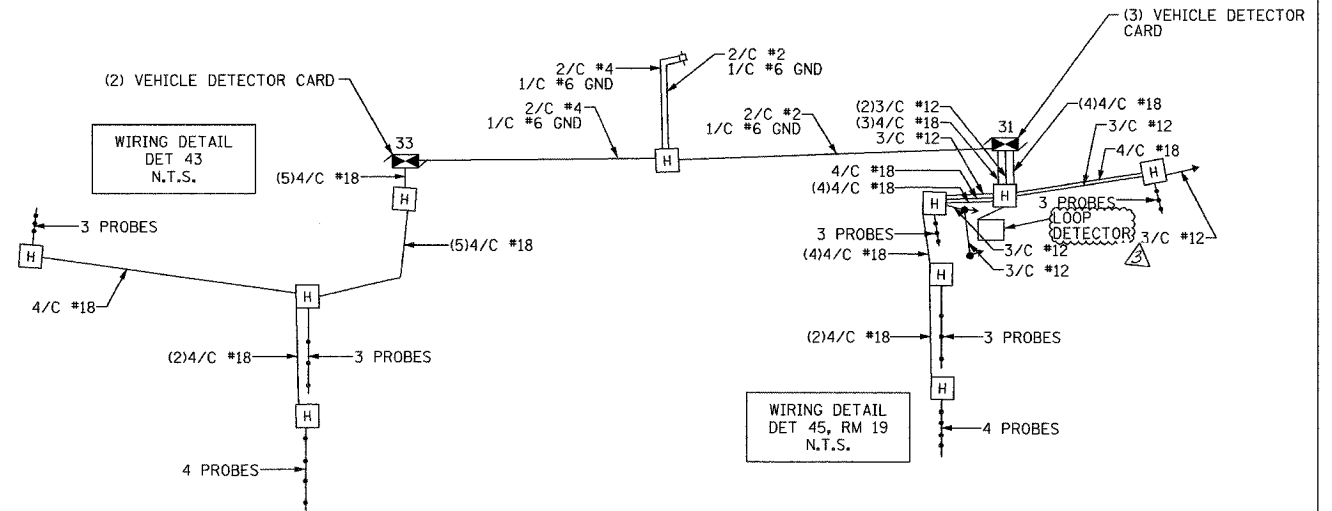
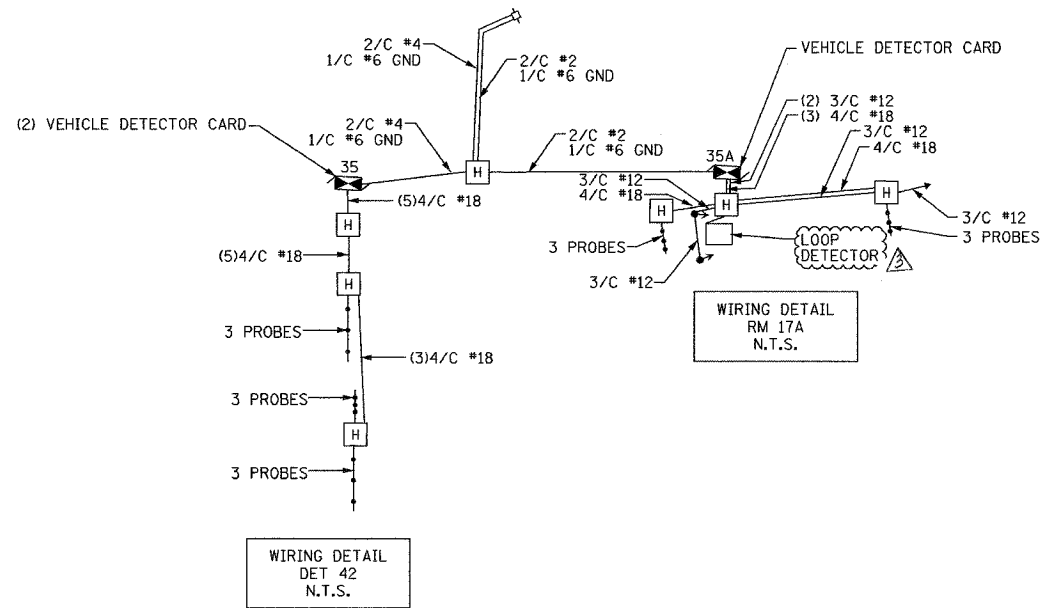


Edwards AND Kelcey
 ONE NORTH FRANKLIN
 CHICAGO, IL 60606
 PHONE: (312) 251-3000
 FAX: (312) 251-3015
 WEB: WWW.EKCORP.COM

ILLINOIS DEPARTMENT OF TRANSPORTATION
 F.A.I. 94/90 (DAN RYAN EXPRESSWAY)
 31st STREET to I-57
 SURVEILLANCE WIRING DIAGRAMS
 (SHEET 4 OF 6)
 SCALE: NOT TO SCALE
 DATE: October 29, 2004
 DRAWN BY: DHI
 CHECKED BY: CJH

11/03/05 09:30:20 AM

SECTION	COUNTY	TOTAL SHEETS	SHEET NO.
2003-0311	COOK	976	765
STA. 1632+00 TO STA. 1644+00			
FED. ROAD DIST. NO.	ILLINOIS	FED. AID PROJECT	
62583			



DET-52

LEGEND
 — PROPOSED ITEMS
 - - - BY OTHERS ITEMS

REVISIONS	
NAME	DATE
REVISION	2/11/05

ILLINOIS DEPARTMENT OF TRANSPORTATION
 F.A.I. 94/90 (DAN RYAN EXPRESSWAY)
 31st STREET to I-57

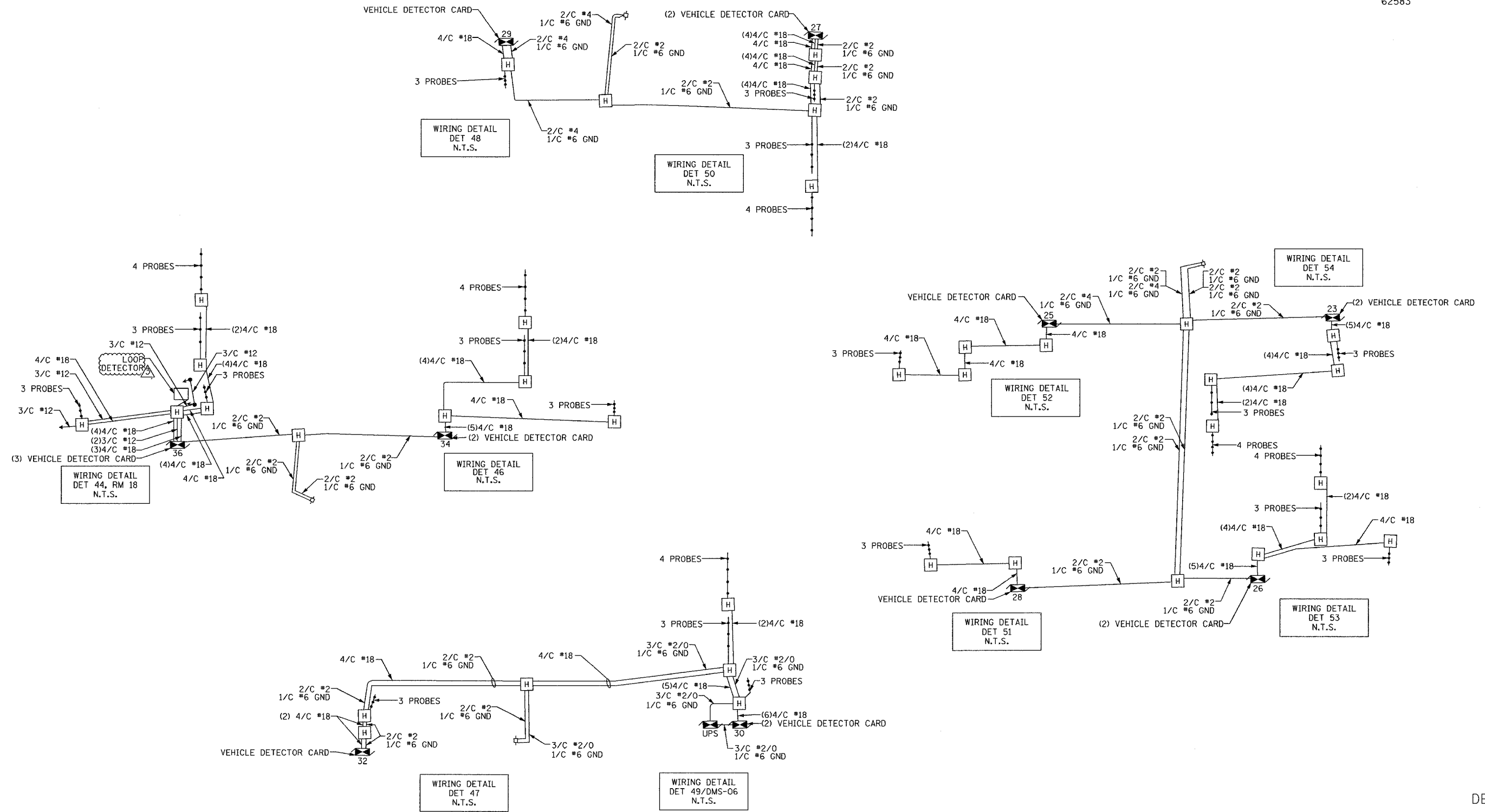
SURVEILLANCE WIRING DIAGRAMS
 (SHEET 5 OF 6)

SCALE: NOT TO SCALE
 DATE: October 29, 2004
 DRAWN BY: DHI
 CHECKED BY: CJH

**Edwards
 AND Kelcey**
 ONE NORTH FRANKLIN
 CHICAGO, IL 60606
 PHONE: (312) 251-3000
 FAX: (312) 251-3015
 WEB: WWW.EKCORP.COM

02/09/2005 09:30:22 AM

SECTION	COUNTY	TOTAL SHEETS	SHEET NO.
2003-0311	COOK	976	766
STA. 1632+00	TO STA. 1644+00		
FED. ROAD DIST. NO.	ILLINOIS	FED. AID PROJECT	
62583			



LEGEND
 — PROPOSED ITEMS
 - - - BY OTHERS ITEMS

REVISIONS		
NO.	NAME	DATE
1	REVISION	2/11/05

ILLINOIS DEPARTMENT OF TRANSPORTATION
 F.A.I. 94/90 (DAN RYAN EXPRESSWAY)
 31st STREET to I-57

SURVEILLANCE WIRING DIAGRAMS
 (SHEET 6 OF 6)

SCALE: NOT TO SCALE
 DATE: October 29, 2004

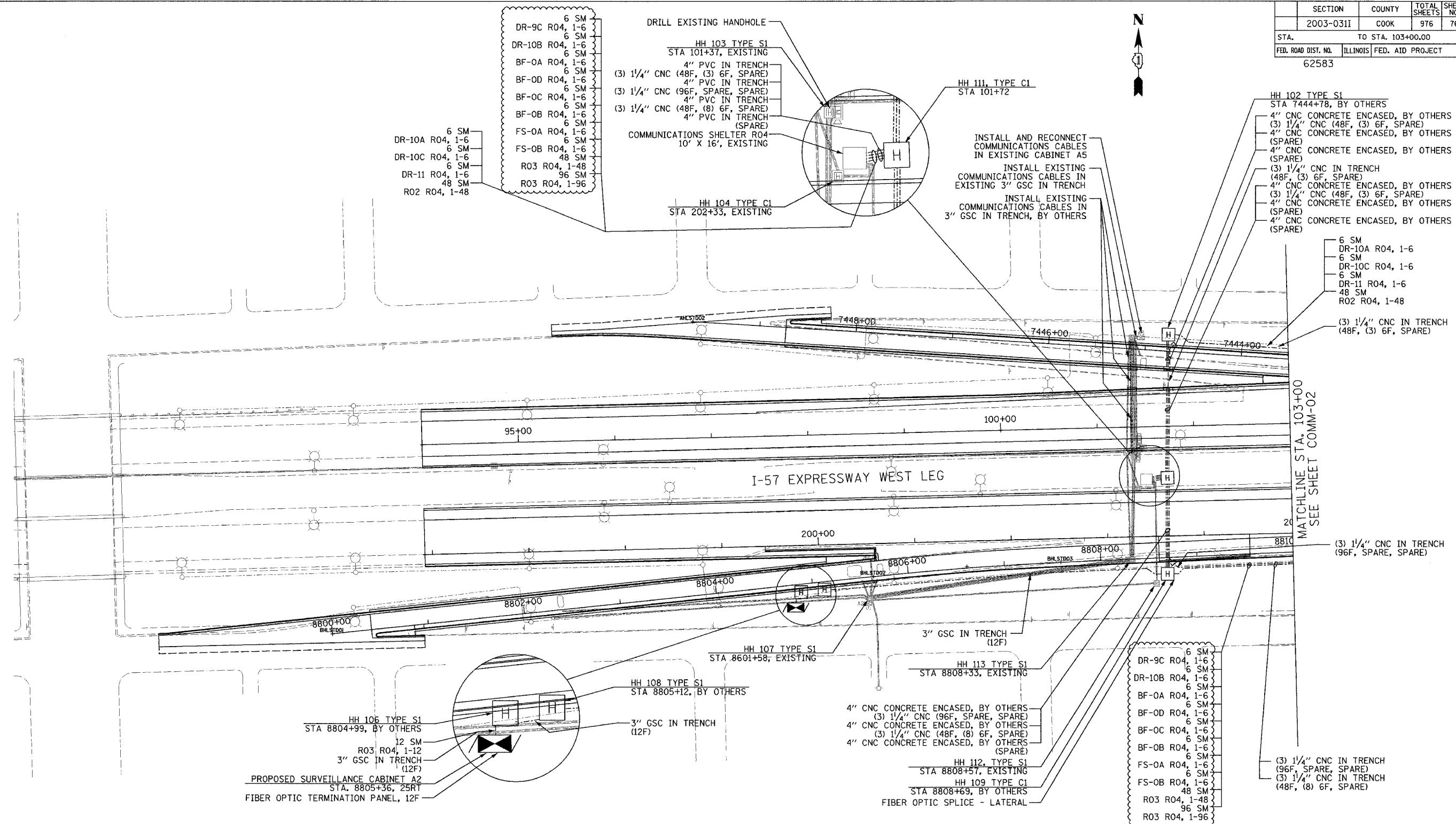
DRAWN BY: DHI
 CHECKED BY: CJH

DET-53

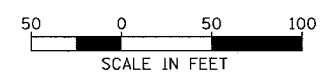
Edwards AND Kelcey
 ONE NORTH FRANKLIN
 CHICAGO, IL 60606
 PHONE: (312) 251-3000
 FAX: (312) 251-3015
 WEB: WWW.EKCORP.COM

02/09/2005 09:30:23 AM

SECTION	COUNTY	TOTAL SHEETS	SHEET NO.
2003-0311	COOK	976	767
STA. TO STA. 103+00.00			
FED. ROAD DIST. NO.	ILLINOIS	FED. AID PROJECT	
62583			



- NOTES:
- SEE DRAWING ME-01 AND ME-02 FOR ELECTRICAL SYSTEMS AND ABBREVIATIONS.
 - UNLESS OTHERWISE STATED, ALL NOTED CABLE AND CONDUIT TO BE FURNISHED AND INSTALLED UNDER THIS CONTRACT.
 - TRENCHED CONDUITS INSTALLED IN PARALLEL ARE TO BE INSTALLED IN COMMON TRENCH.
 - THIS SHEET ONLY DEPICTS INSTALLATION OF COMMUNICATIONS ELEMENTS. REFER TO SHEETS FOR OTHER SUBSYSTEMS FOR ADDITIONAL ELEMENTS IN THE AREA SHOWN.
 - CONTRACTOR TO ROD AND CLEAN EXISTING CONDUITS PRIOR TO INSTALLING AND PULLING INNERDUCTS AND CABLES IN CONDUITS.
 - COMMUNICATIONS CONDUIT SHALL NOT BE INSTALLED IN ELECTRIC HANDHOLES (SEE DETAIL SHEET DT-45).
 - FOR HANDHOLE DETAILS, SEE SHEET DT-44 AND DT-46.



REVISIONS	
NAME	DATE
REVISION 1	12/17/04

ILLINOIS DEPARTMENT OF TRANSPORTATION
 F.A.I. 94/90 (DAN RYAN EXPRESSWAY)
 31st STREET TO I-57

COMMUNICATIONS BACKBONE CONDUIT
 AND CABLE LAYOUT

SCALE: 1"=50'
 DATE: October 29, 2004

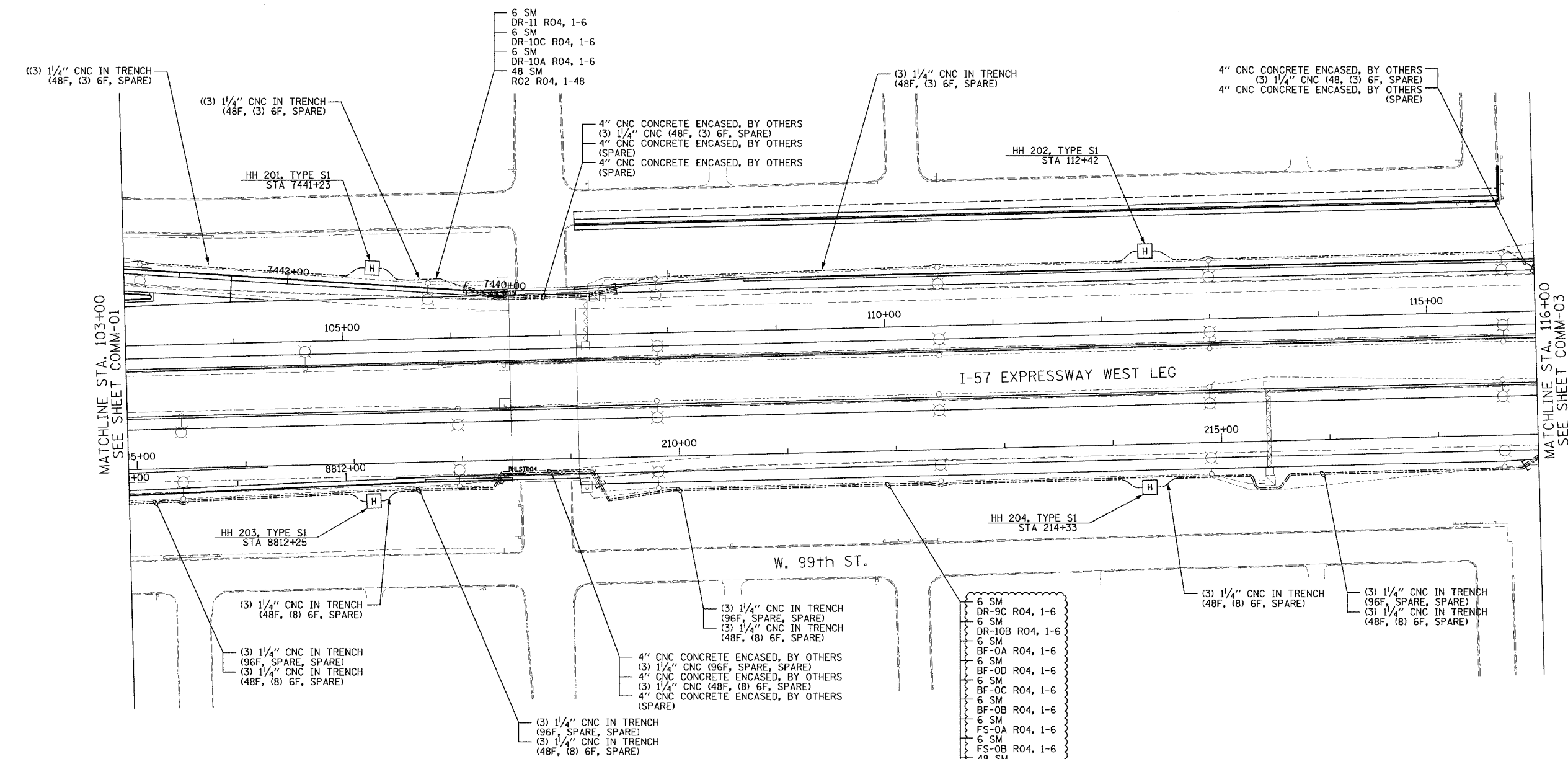
DRAWN BY: YAD
 CHECKED BY: JEZ

**Edwards
 AND Kelcey**

ONE NORTH FRANKLIN
 CHICAGO, IL 60606
 PHONE: (312) 251-3000
 FAX: (312) 251-3015
 WEB: WWW.EDKORP.COM

F:\0300\9035\7\SCADD\COMM\0201\02E.SHT 12/15/2004 03:22:31 PM

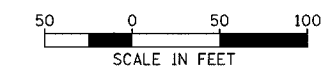
SECTION	COUNTY	TOTAL SHEETS	SHEET NO.
94/90	2003-0311	COOK	976
STA. 103+00.00	TO STA. 116+00.00		763
FED. ROAD DIST. NO.	ILLINOIS FED. AID PROJECT		
62583			



NOTES:

- SEE DRAWING ME-01 AND ME-02 FOR ELECTRICAL SYSTEMS AND ABBREVIATIONS.
- UNLESS OTHERWISE STATED, ALL NOTED CABLE AND CONDUIT TO BE FURNISHED AND INSTALLED UNDER THIS CONTRACT.
- TRENCHED CONDUITS INSTALLED IN PARALLEL ARE TO BE INSTALLED IN COMMON TRENCH.
- THIS SHEET ONLY DEPICTS INSTALLATION OF COMMUNICATIONS ELEMENTS. REFER TO SHEETS FOR OTHER SUBSYSTEMS FOR ADDITIONAL ELEMENTS IN THE AREA SHOWN.
- CONTRACTOR TO ROD AND CLEAN EXISTING CONDUITS PRIOR TO INSTALLING AND PULLING INNERDUCTS AND CABLES IN CONDUITS.
- COMMUNICATIONS CONDUIT SHALL NOT BE INSTALLED IN ELECTRIC HANDHOLES (SEE DETAIL SHEET DT-45).
- FOR HANDHOLE DETAILS, SEE SHEET DT-44 AND DT-46.

6 SM	DR-9C R04, 1-6
6 SM	DR-10B R04, 1-6
6 SM	BF-0A R04, 1-6
6 SM	BF-0D R04, 1-6
6 SM	BF-0C R04, 1-6
6 SM	BF-0B R04, 1-6
6 SM	FS-0A R04, 1-6
6 SM	FS-0B R04, 1-6
48 SM	R03 R04, 1-48
96 SM	R03 R04, 1-96



SCALE IN FEET COMM-02

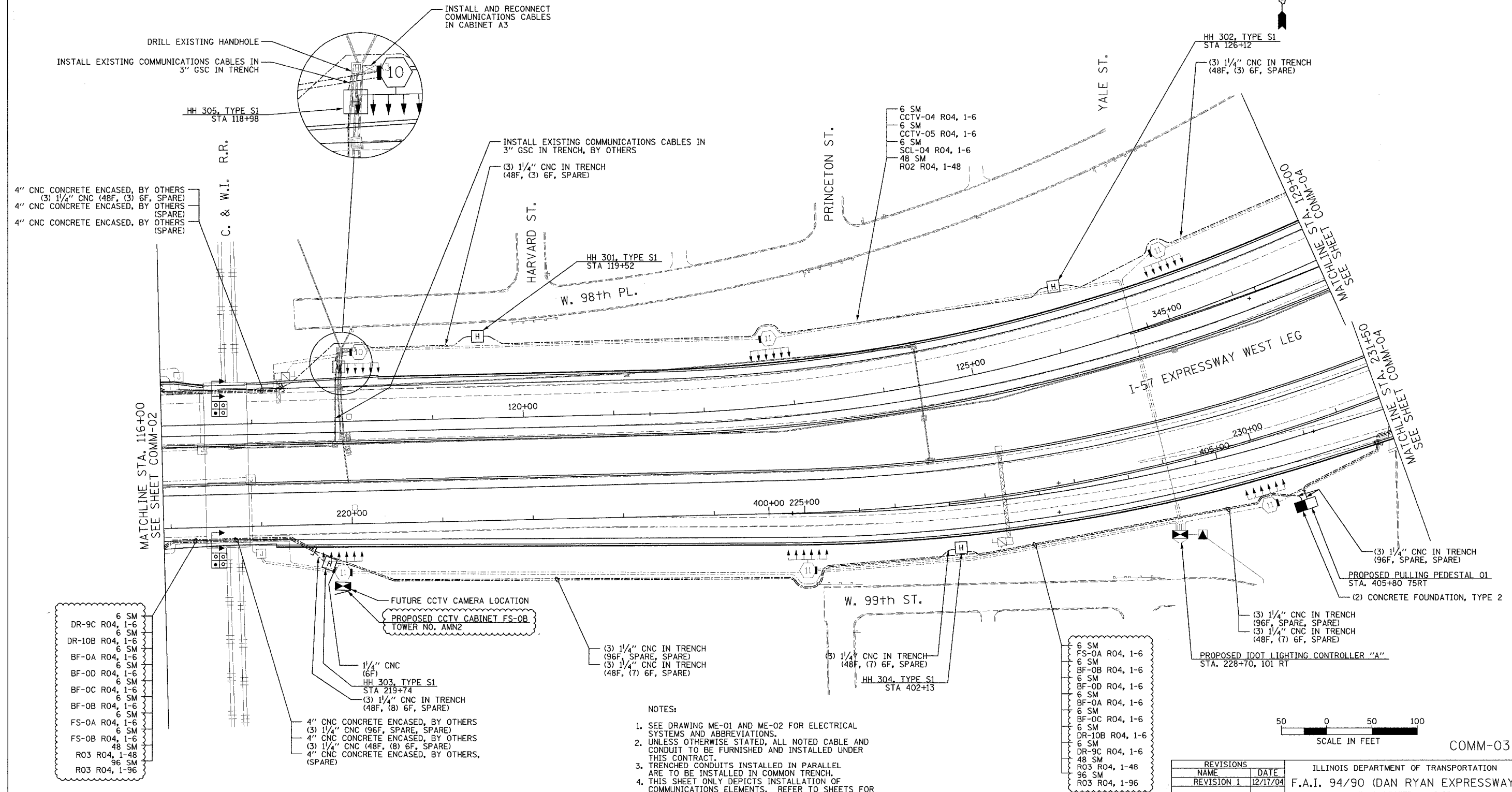
REVISIONS	
NAME	DATE
REVISION 1	12/17/04

ILLINOIS DEPARTMENT OF TRANSPORTATION
 F.A.I. 94/90 (DAN RYAN EXPRESSWAY)
 31st STREET TO I-57
 COMMUNICATIONS BACKBONE CONDUIT
 AND CABLE LAYOUT
 SCALE: 1"=50'
 DATE: October 29, 2004
 DRAWN BY: YAD
 CHECKED BY: JEZ

Edwards AND Kelcey
 ONE NORTH FRANKLIN
 CHICAGO, IL 60606
 PHONE: (312) 251-3000
 FAX: (312) 251-3015
 WEB: WWW.EDKORP.COM

12/15/2004 01:46:53 PM

SECTION	COUNTY	TOTAL SHEETS	SHEET NO.
2003-031I	COOK	976	769
STA. 116+00.00	TO STA. 129+00/231+50		
FED. ROAD DIST. NO.	ILLINOIS FED. AID PROJECT		
62583			



4" CNC CONCRETE ENCASED, BY OTHERS
 (3) 1/4" CNC (48F, (3) 6F, SPARE)
 4" CNC CONCRETE ENCASED, BY OTHERS (SPARE)
 4" CNC CONCRETE ENCASED, BY OTHERS (SPARE)

C. & W.I. R.R.

INSTALL EXISTING COMMUNICATIONS CABLES IN 3" GSC IN TRENCH, BY OTHERS
 (3) 1/4" CNC IN TRENCH (48F, (3) 6F, SPARE)

6 SM CCTV-04 R04, 1-6
 6 SM CCTV-05 R04, 1-6
 6 SM SCL-04 R04, 1-6
 48 SM R02 R04, 1-48

HH 302, TYPE S1 STA 126+12
 (3) 1/4" CNC IN TRENCH (48F, (3) 6F, SPARE)

HH 301, TYPE S1 STA 119+52

MATCHLINE STA. 129+00
 SEE SHEET COMM-04

MATCHLINE STA. 231+50
 SEE SHEET COMM-04

MATCHLINE STA. 116+00
 SEE SHEET COMM-02

DR-9C R04, 1-6 6 SM
 DR-10B R04, 1-6 6 SM
 BF-OA R04, 1-6 6 SM
 BF-OD R04, 1-6 6 SM
 BF-OC R04, 1-6 6 SM
 BF-OB R04, 1-6 6 SM
 FS-OA R04, 1-6 6 SM
 FS-OB R04, 1-6 6 SM
 R03 R04, 1-48 48 SM
 R03 R04, 1-96 96 SM

FUTURE CCTV CAMERA LOCATION
 PROPOSED CCTV CABINET FS-OB TOWER NO. AMN2

1/4" CNC (6F)
 HH 303, TYPE S1 STA 219+74
 (3) 1/4" CNC IN TRENCH (48F, (8) 6F, SPARE)
 4" CNC CONCRETE ENCASED, BY OTHERS (3) 1/4" CNC (96F, SPARE, SPARE)
 4" CNC CONCRETE ENCASED, BY OTHERS (3) 1/4" CNC (48F, (8) 6F, SPARE)
 4" CNC CONCRETE ENCASED, BY OTHERS, (SPARE)

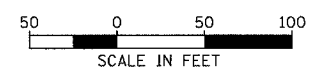
(3) 1/4" CNC IN TRENCH (96F, SPARE, SPARE)
 (3) 1/4" CNC IN TRENCH (48F, (7) 6F, SPARE)

(3) 1/4" CNC IN TRENCH (48F, (7) 6F, SPARE)
 HH 304, TYPE S1 STA 402+13

6 SM FS-OA R04, 1-6
 6 SM BF-OB R04, 1-6
 6 SM BF-OD R04, 1-6
 6 SM BF-OC R04, 1-6
 6 SM DR-10B R04, 1-6
 6 SM DR-9C R04, 1-6
 48 SM R03 R04, 1-48
 96 SM R03 R04, 1-96

(3) 1/4" CNC IN TRENCH (96F, SPARE, SPARE)
 (3) 1/4" CNC IN TRENCH (48F, (7) 6F, SPARE)
 PROPOSED PULLING PEDESTAL 01 STA. 405+80 75RT
 (2) CONCRETE FOUNDATION, TYPE 2
 PROPOSED IDOT LIGHTING CONTROLLER "A" STA. 228+70, 101 RT

- NOTES:
- SEE DRAWING ME-01 AND ME-02 FOR ELECTRICAL SYSTEMS AND ABBREVIATIONS.
 - UNLESS OTHERWISE STATED, ALL NOTED CABLE AND CONDUIT TO BE FURNISHED AND INSTALLED UNDER THIS CONTRACT.
 - TRENCHED CONDUITS INSTALLED IN PARALLEL ARE TO BE INSTALLED IN COMMON TRENCH.
 - THIS SHEET ONLY DEPICTS INSTALLATION OF COMMUNICATIONS ELEMENTS. REFER TO SHEETS FOR OTHER SUBSYSTEMS FOR ADDITIONAL ELEMENTS IN THE AREA SHOWN.
 - CONTRACTOR TO ROD AND CLEAN EXISTING CONDUITS PRIOR TO INSTALLING AND PULLING INNERDUCTS AND CABLES IN CONDUITS.
 - COMMUNICATIONS CONDUIT SHALL NOT BE INSTALLED IN ELECTRIC HANDHOLES (SEE DETAIL SHEET DT-45).
 - FOR HANDHOLE DETAILS, SEE SHEET DT-44 AND DT-46.



SCALE IN FEET
 COMM-03

REVISIONS	
NAME	DATE
REVISION 1	12/17/04

ILLINOIS DEPARTMENT OF TRANSPORTATION
 F.A.I. 94/90 (DAN RYAN EXPRESSWAY)
 31st STREET to I-57
 COMMUNICATIONS BACKBONE CONDUIT AND CABLE LAYOUT
 SCALE: 1"=50'
 DATE: October 29, 2004
 DRAWN BY: YAD
 CHECKED BY: JEZ

Edwards AND Kelcey
 ONE NORTH FRANKLIN CHICAGO, IL 60606
 PHONE: (312) 251-3000
 FAX: (312) 251-3015
 WEB: WWW.EDKCORP.COM

12/15/2004 01:46:59 PM P:\03009\03035\road\comm\2003\2003-031I

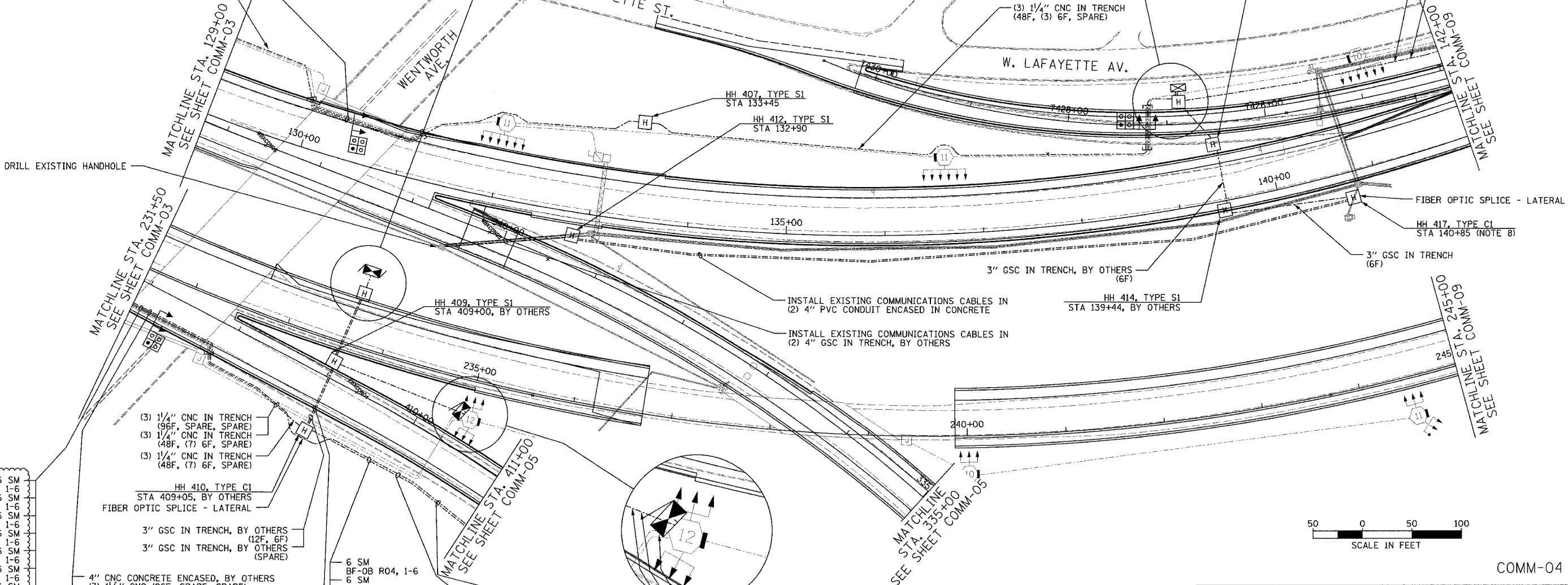
SECTION	COUNTY	TOTAL SHEETS	SHEET NO.
2003-0311	COOK	976	770
STA. 129+00/231+50 TO STA. 142+00/245+00/336+00/411+00			
FED. ROAD DIST. NO.	ILLINOIS FED. AID PROJECT		
	62583		

- NOTES:
- SEE DRAWING ME-01 AND ME-02 FOR ELECTRICAL SYSTEMS AND ABBREVIATIONS.
 - UNLESS OTHERWISE STATED, ALL NOTED CABLE AND CONDUIT TO BE FURNISHED AND INSTALLED UNDER THIS CONTRACT.
 - TRENCHED CONDUITS INSTALLED IN PARALLEL ARE TO BE INSTALLED IN COMMON TRENCH.
 - THIS SHEET ONLY DEPICTS INSTALLATION OF COMMUNICATIONS ELEMENTS. REFER TO SHEETS FOR OTHER SUBSYSTEMS FOR ADDITIONAL ELEMENTS IN THE AREA SHOWN.
 - CONTRACTOR TO ROD AND CLEAN EXISTING CONDUITS PRIOR TO INSTALLING AND PULLING INNERDUCTS AND CABLES IN CONDUITS.
 - COMMUNICATIONS CONDUIT SHALL NOT BE INSTALLED IN ELECTRIC HANDHOLES (SEE DETAIL SHEET DT-45).
 - FOR HANDHOLE DETAILS, SEE SHEET DT-44 AND DT-46.
 - INTERCEPT EXISTING CONDUITS FROM CAMERA INSTALLATION.

- 4" CNC CONCRETE ENCASED, BY OTHERS (3) 1/4" CNC (48F, (3) 6F, SPARE)
- 4" CNC CONCRETE ENCASED, BY OTHERS (SPARE)
- 4" CNC CONCRETE ENCASED, BY OTHERS (SPARE)
- (3) 1/4" CNC IN TRENCH (48F, (3) 6F, SPARE)

- INSTALL AND CONNECT 6 SM FIBERS IN CABINET A1.
- HH 406, TYPE S1 STA 7426+83, BY OTHERS
- 3" GSC IN TRENCH (6F)
- 3" GSC IN TRENCH (SPARE)
- 3" GSC IN TRENCH, BY OTHERS (6F)
- 4" CNC CONCRETE ENCASED, BY OTHERS (3) 1/4" CNC (48F, (3) 6F, SPARE)
- 4" CNC CONCRETE ENCASED, BY OTHERS (SPARE)
- 4" CNC CONCRETE ENCASED, BY OTHERS (SPARE)

- (3) 1/4" CNC IN TRENCH (48F, (3) 6F, SPARE)
- 6 SM CCTV-04 R04, 1-6
- 6 SM CCTV-05 R04, 1-6
- 6 SM SCL-04 R04, 1-6
- 48 SM R02 R04, 1-48



DRILL EXISTING HANDHOLE

MATCHLINE STA. 129+00
SEE SHEET COMM-03

MATCHLINE STA. 231+50
SEE SHEET COMM-03

MATCHLINE STA. 411+00
SEE SHEET COMM-05

MATCHLINE STA. 335+00
SEE SHEET COMM-05

MATCHLINE STA. 142+00
SEE SHEET COMM-03

MATCHLINE STA. 245+00
SEE SHEET COMM-05

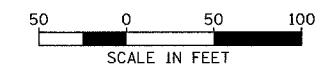
- 6 SM FS-0A R04, 1-6
- 6 SM BF-0B R04, 1-6
- 6 SM BF-0D R04, 1-6
- 6 SM BF-0A R04, 1-6
- 6 SM BF-0C R04, 1-6
- 6 SM DR-10B R04, 1-6
- 6 SM DR-9C R04, 1-6
- 48 SM R03 R04, 1-48
- 96 SM R03 R04, 1-96

- (3) 1/4" CNC IN TRENCH (96F, SPARE, SPARE)
- (3) 1/4" CNC IN TRENCH (48F, (7) 6F, SPARE)
- (3) 1/4" CNC IN TRENCH (48F, (7) 6F, SPARE)
- HH 410, TYPE C1 STA 409+05, BY OTHERS
- FIBER OPTIC SPLICE - LATERAL
- 3" GSC IN TRENCH, BY OTHERS (12F, 6F)
- 3" GSC IN TRENCH, BY OTHERS (SPARE)
- 4" CNC CONCRETE ENCASED, BY OTHERS (3) 1/4" CNC (96F, SPARE, SPARE)
- 4" CNC CONCRETE ENCASED, BY OTHERS (3) 1/4" CNC (48F, (7) 6F, SPARE)
- 4" CNC CONCRETE ENCASED, BY OTHERS (SPARE)

- 6 SM BF-0B R04, 1-6
- 6 SM BF-0D R04, 1-6
- 6 SM BF-0A R04, 1-6
- 6 SM BF-0C R04, 1-6
- 6 SM DR-10B R04, 1-6
- 6 SM DR-9C R04, 1-6
- 48 SM R03 R04, 1-48
- 96 SM R03 R04, 1-96

- (3) 1/4" CNC IN TRENCH (96F, SPARE, SPARE)
- (3) 1/4" CNC IN TRENCH (48F, (6) 6F, SPARE)
- (3) 1/4" CNC IN TRENCH (96F, SPARE, SPARE)
- (3) 1/4" CNC IN TRENCH (48F, (6) 6F, SPARE)

PROPOSED CCTV CABINET FS-0A
TOWER NO. ACH2
1/4" CNC IN TRENCH (6F)
6 SM FS-0A R04, 1-6



COMM-04

REVISIONS	
NAME	DATE
REVISION 1	12/17/04

ILLINOIS DEPARTMENT OF TRANSPORTATION
F.A.I. 94/90 (DAN RYAN EXPRESSWAY)
31st STREET TO I-57

COMMUNICATIONS BACKBONE CONDUIT
AND CABLE LAYOUT

SCALE: 1"=50'
DATE: October 29, 2004

DRAWN BY: YAD
CHECKED BY: JEZ

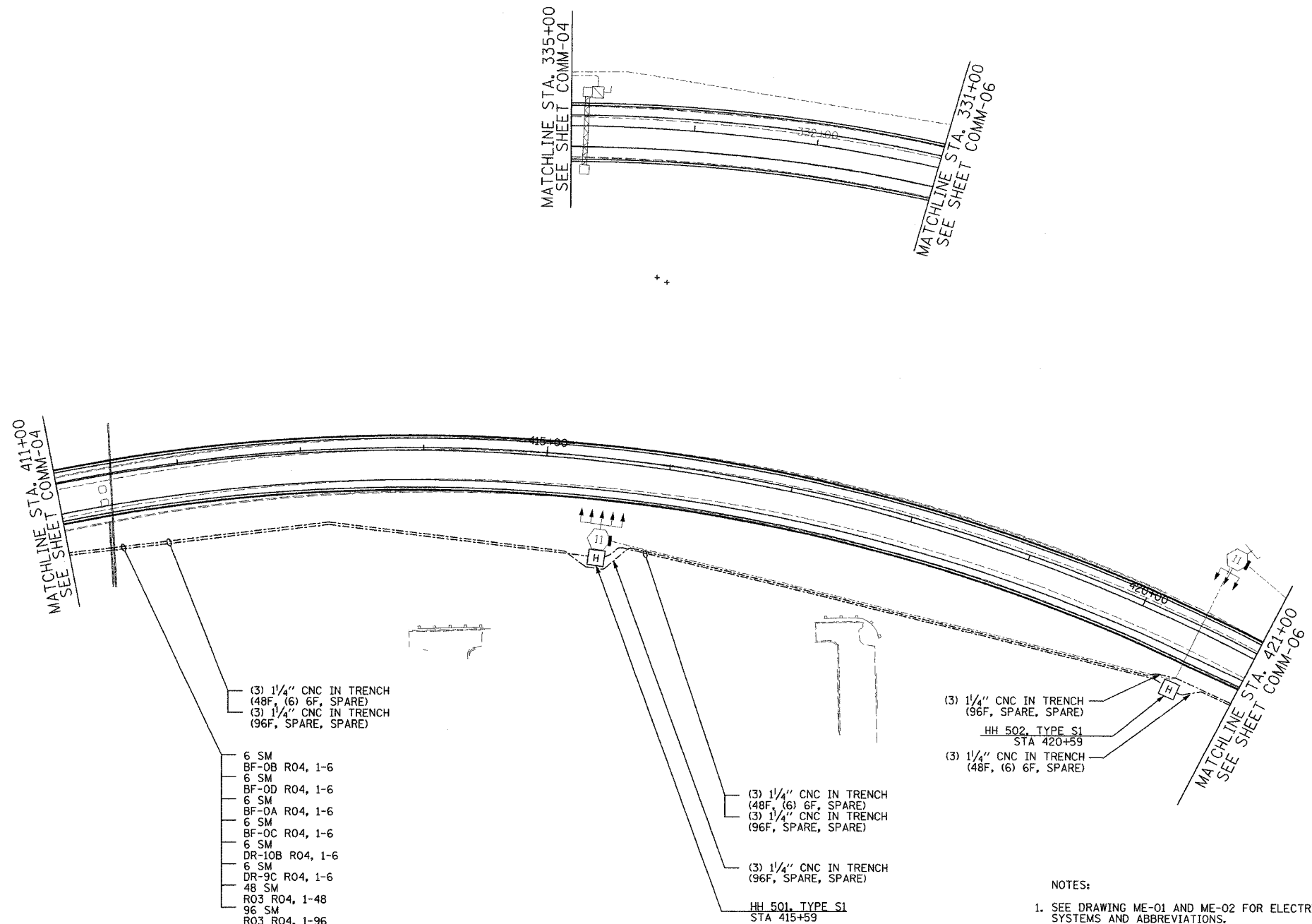
**Edwards
AND
Kelcey**

ONE NORTH FRANKLIN
CHICAGO, IL 60606
PHONE: (312) 251-3000
FAX: (312) 251-3015
WEB: WWW.EDKORP.COM

- 6 SM FS-0A R04, 1-6
- 12 SM R03 R04, 1-8

12/15/2004 01:47:07 PM I:\03009\0305\16\cad\comm\2004\2004c04.rvt

SECTION	COUNTY	TOTAL SHEETS	SHEET NO.
2003-0311	COOK	976	771
STA. 335+00/411+00 TO STA. 330+50/421+00			
FED. ROAD DIST. NO.	ILLINOIS	FED. AID PROJECT	
62583			

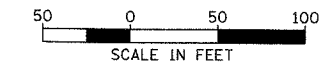


- (3) 1/4" CNC IN TRENCH (48F, (6) 6F, SPARE)
- (3) 1/4" CNC IN TRENCH (96F, SPARE, SPARE)
- 6 SM
- BF-OB R04, 1-6
- 6 SM
- BF-OD R04, 1-6
- 6 SM
- BF-OA R04, 1-6
- 6 SM
- BF-OC R04, 1-6
- 6 SM
- DR-10B R04, 1-6
- 6 SM
- DR-9C R04, 1-6
- 48 SM
- R03 R04, 1-48
- 96 SM
- R03 R04, 1-96

- (3) 1/4" CNC IN TRENCH (96F, SPARE, SPARE)
- HH 502, TYPE S1 STA 420+59
- (3) 1/4" CNC IN TRENCH (48F, (6) 6F, SPARE)

- (3) 1/4" CNC IN TRENCH (48F, (6) 6F, SPARE)
- (3) 1/4" CNC IN TRENCH (96F, SPARE, SPARE)
- HH 501, TYPE S1 STA 415+59

- NOTES:
- SEE DRAWING ME-01 AND ME-02 FOR ELECTRICAL SYSTEMS AND ABBREVIATIONS.
 - UNLESS OTHERWISE STATED, ALL NOTED CABLE AND CONDUIT TO BE FURNISHED AND INSTALLED UNDER THIS CONTRACT.
 - TRENCHED CONDUITS INSTALLED IN PARALLEL ARE TO BE INSTALLED IN COMMON TRENCH.
 - THIS SHEET ONLY DEPICTS INSTALLATION OF COMMUNICATIONS ELEMENTS. REFER TO SHEETS FOR OTHER SUBSYSTEMS FOR ADDITIONAL ELEMENTS IN THE AREA SHOWN.
 - CONTRACTOR TO ROD AND CLEAN EXISTING CONDUITS PRIOR TO INSTALLING AND PULLING INNERDUCTS AND CABLES IN CONDUITS.
 - COMMUNICATIONS CONDUIT SHALL NOT BE INSTALLED IN ELECTRIC HANDHOLES (SEE DETAIL SHEET DT-45).
 - FOR HANDHOLE DETAILS, SEE SHEET DT-44 AND DT-46.



COMM-05

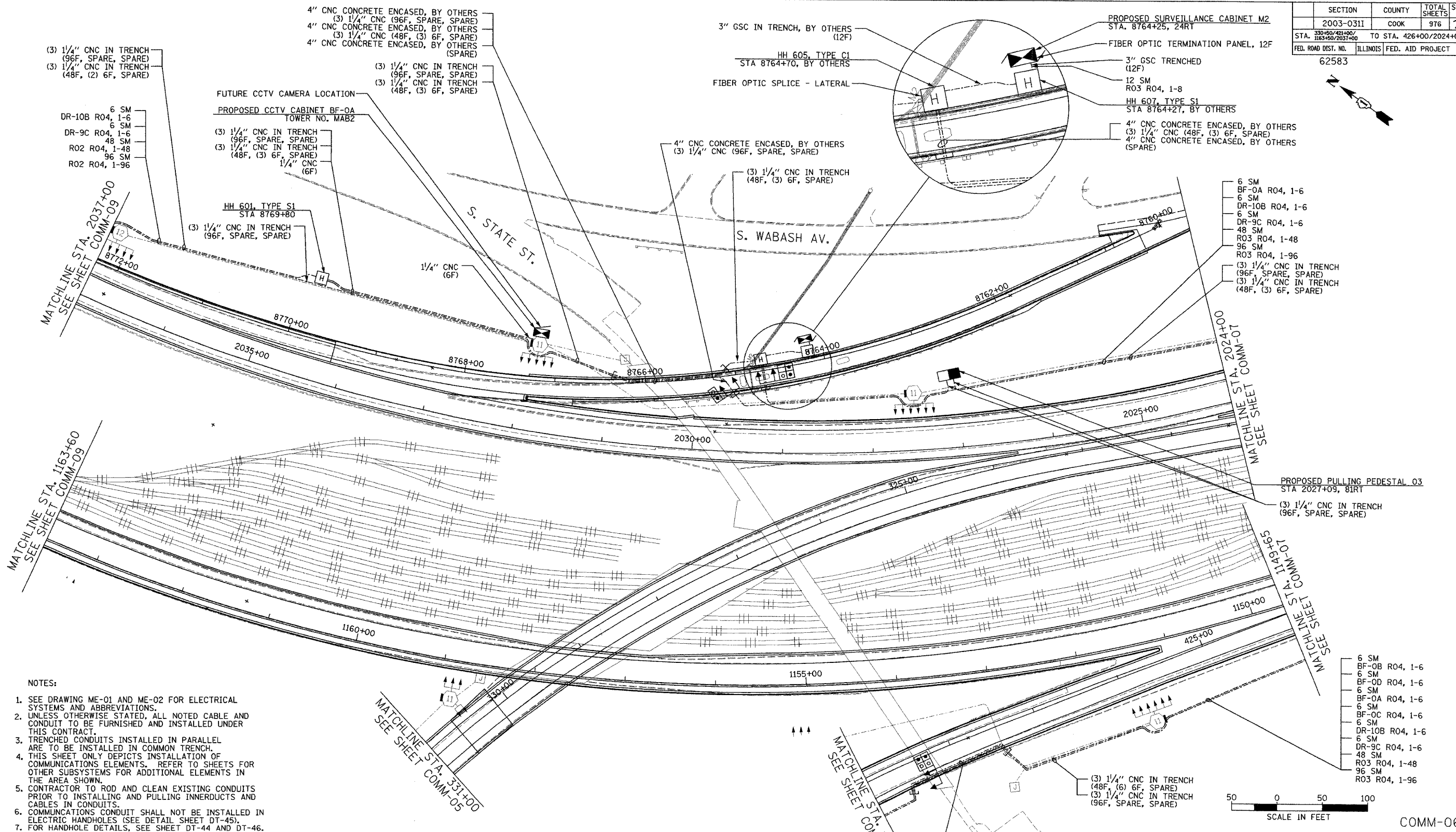
Edwards AND Kelcey
 ONE NORTH FRANKLIN
 CHICAGO, IL 60606
 PHONE: (312) 251-3000
 FAX: (312) 251-3015
 WEB: WWW.EXCORP.COM

REVISIONS	
NAME	DATE

ILLINOIS DEPARTMENT OF TRANSPORTATION
 F.A.I. 94/90 (DAN RYAN EXPRESSWAY)
 31st STREET to I-57
 COMMUNICATIONS BACKBONE CONDUIT
 AND CABLE LAYOUT
 SCALE: 1"=50'
 DATE: October 29, 2004
 DRAWN BY: YAD
 CHECKED BY: JEZ

P:\03009035\15\cadd\comm\comm05.dwg 10/14/2004 01:01:29 PM

SECTION	COUNTY	TOTAL SHEETS	SHEET NO.
2003-0311	COOK	976	772
STA. 330+50/421+00/1163+50/2037+00 TO STA. 426+00/2024+00			
FED. ROAD DIST. NO. ILLINOIS FED. AID PROJECT 62583			



(3) 1/4" CNC IN TRENCH (96F, SPARE, SPARE)
(3) 1/4" CNC IN TRENCH (48F, (2) 6F, SPARE)

6 SM
DR-10B R04, 1-6
6 SM
DR-9C R04, 1-6
48 SM
R02 R04, 1-48
96 SM
R02 R04, 1-96

FUTURE CCTV CAMERA LOCATION
PROPOSED CCTV CABINET BF-0A
TOWER NO. MAB2

(3) 1/4" CNC IN TRENCH (96F, SPARE, SPARE)
(3) 1/4" CNC IN TRENCH (48F, (3) 6F, SPARE)
1/4" CNC (6F)

HH 601, TYPE S1
STA 8769+80
(3) 1/4" CNC IN TRENCH (96F, SPARE, SPARE)

4" CNC CONCRETE ENCASED, BY OTHERS (3) 1/4" CNC (96F, SPARE, SPARE)
4" CNC CONCRETE ENCASED, BY OTHERS (3) 1/4" CNC (48F, (3) 6F, SPARE)
4" CNC CONCRETE ENCASED, BY OTHERS (SPARE)

(3) 1/4" CNC IN TRENCH (96F, SPARE, SPARE)
(3) 1/4" CNC IN TRENCH (48F, (3) 6F, SPARE)

3" GSC IN TRENCH, BY OTHERS (12F)
HH 605, TYPE C1
STA 8764+70, BY OTHERS

FIBER OPTIC SPLICE - LATERAL

4" CNC CONCRETE ENCASED, BY OTHERS (3) 1/4" CNC (96F, SPARE, SPARE)

(3) 1/4" CNC IN TRENCH (48F, (3) 6F, SPARE)

PROPOSED SURVEILLANCE CABINET M2
STA. 8764+25, 24RT

FIBER OPTIC TERMINATION PANEL, 12F

3" GSC TRENCHED (12F)

12 SM
R03 R04, 1-8

HH 607, TYPE S1
STA 8764+27, BY OTHERS

4" CNC CONCRETE ENCASED, BY OTHERS (3) 1/4" CNC (48F, (3) 6F, SPARE)
4" CNC CONCRETE ENCASED, BY OTHERS (SPARE)

6 SM
BF-0A R04, 1-6
6 SM
DR-10B R04, 1-6
6 SM
DR-9C R04, 1-6
48 SM
R03 R04, 1-48
96 SM
R03 R04, 1-96

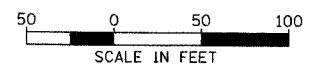
(3) 1/4" CNC IN TRENCH (96F, SPARE, SPARE)
(3) 1/4" CNC IN TRENCH (48F, (3) 6F, SPARE)

PROPOSED PULLING PEDESTAL O3
STA 2027+09, 81RT

(3) 1/4" CNC IN TRENCH (96F, SPARE, SPARE)

6 SM
BF-0B R04, 1-6
6 SM
BF-0D R04, 1-6
6 SM
BF-0A R04, 1-6
6 SM
BF-0C R04, 1-6
6 SM
DR-10B R04, 1-6
6 SM
DR-9C R04, 1-6
48 SM
R03 R04, 1-48
96 SM
R03 R04, 1-96

(3) 1/4" CNC IN TRENCH (48F, (6) 6F, SPARE)
(3) 1/4" CNC IN TRENCH (96F, SPARE, SPARE)



SCALE IN FEET
COMM-06

NOTES:

- SEE DRAWING ME-01 AND ME-02 FOR ELECTRICAL SYSTEMS AND ABBREVIATIONS.
- UNLESS OTHERWISE STATED, ALL NOTED CABLE AND CONDUIT TO BE FURNISHED AND INSTALLED UNDER THIS CONTRACT.
- TRENCHED CONDUITS INSTALLED IN PARALLEL ARE TO BE INSTALLED IN COMMON TRENCH.
- THIS SHEET ONLY DEPICTS INSTALLATION OF COMMUNICATIONS ELEMENTS. REFER TO SHEETS FOR OTHER SUBSYSTEMS FOR ADDITIONAL ELEMENTS IN THE AREA SHOWN.
- CONTRACTOR TO ROD AND CLEAN EXISTING CONDUITS PRIOR TO INSTALLING AND PULLING INNERDUCTS AND CABLES IN CONDUITS.
- COMMUNICATIONS CONDUIT SHALL NOT BE INSTALLED IN ELECTRIC HANDHOLES (SEE DETAIL SHEET DT-45).
- FOR HANDHOLE DETAILS, SEE SHEET DT-44 AND DT-46.

Edwards AND Kelcey
ONE NORTH FRANKLIN
CHICAGO, IL 60606
PHONE: (312) 251-3000
FAX: (312) 251-3015
WEB: WWW.EKCORP.COM

4" CNC CONCRETE ENCASED, BY OTHERS (SPARE)
4" CNC CONCRETE ENCASED, BY OTHERS (3) 1/4" CNC (48F, (6) 6F, SPARE)
4" CNC CONCRETE ENCASED, BY OTHERS (3) 1/4" CNC (96F, SPARE, SPARE)

REVISIONS	
NAME	DATE

ILLINOIS DEPARTMENT OF TRANSPORTATION
F.A.I. 94/90 (DAN RYAN EXPRESSWAY)
31st STREET TO I-57

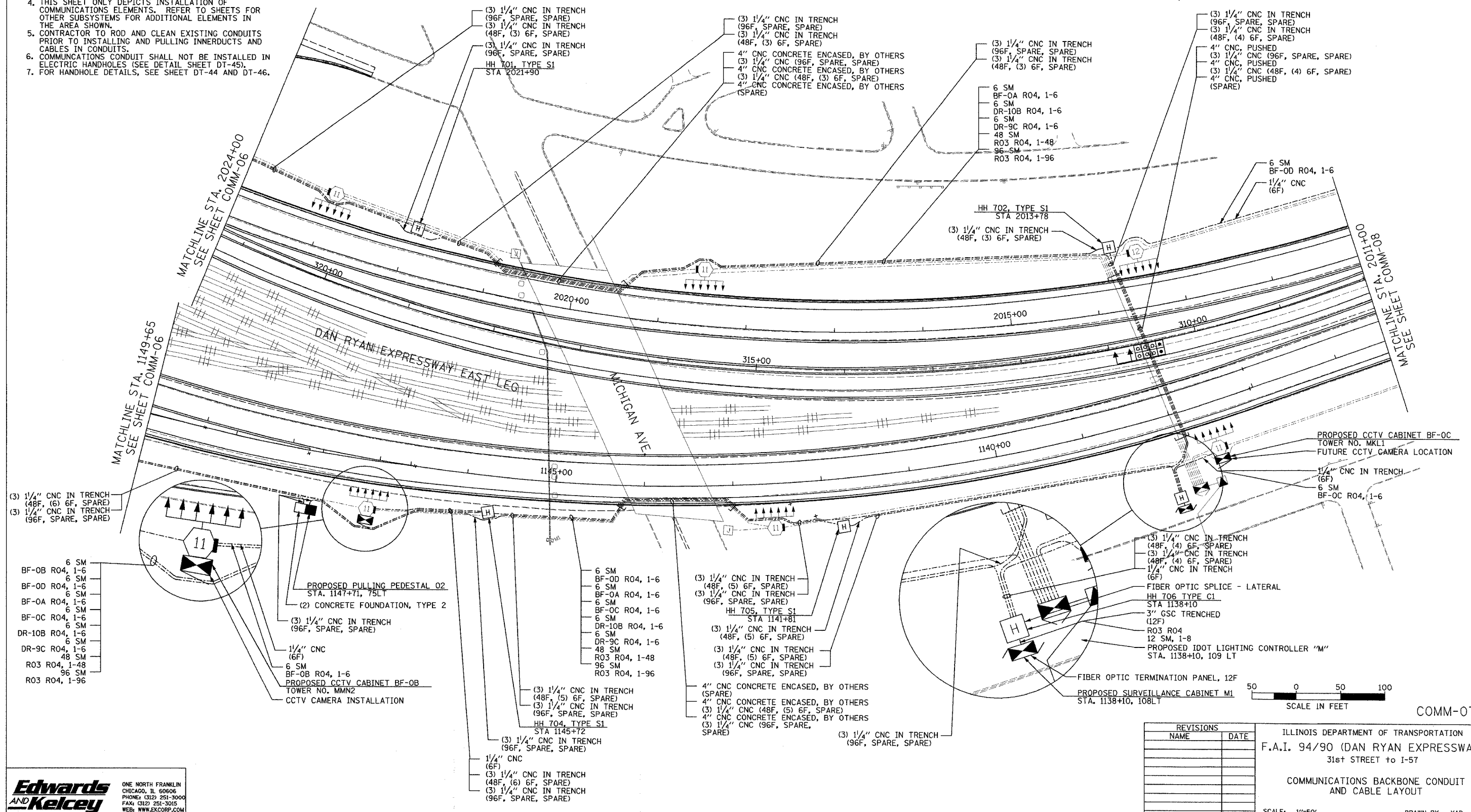
COMMUNICATIONS BACKBONE CONDUIT AND CABLE LAYOUT

SCALE: 1"=50'
DATE: October 29, 2004
DRAWN BY: YAD
CHECKED BY: JEZ

P:\030019\0305\vis\cadd\comm\02102628.dwg 10/14/2004 08:01:33 PM

SECTION	COUNTY	TOTAL SHEETS	SHEET NO.
2003-0311	COOK	976	773
STA. 426+00/2024+00 TO STA. 2011+00			
FED. ROAD DIST. NO.	ILLINOIS	FED. AID PROJECT	
62583			

- NOTES:
- SEE DRAWING ME-01 AND ME-02 FOR ELECTRICAL SYSTEMS AND ABBREVIATIONS.
 - UNLESS OTHERWISE STATED, ALL NOTED CABLE AND CONDUIT TO BE FURNISHED AND INSTALLED UNDER THIS CONTRACT.
 - TRENCHED CONDUITS INSTALLED IN PARALLEL ARE TO BE INSTALLED IN COMMON TRENCH.
 - THIS SHEET ONLY DEPICTS INSTALLATION OF COMMUNICATIONS ELEMENTS. REFER TO SHEETS FOR OTHER SUBSYSTEMS FOR ADDITIONAL ELEMENTS IN THE AREA SHOWN.
 - CONTRACTOR TO ROD AND CLEAN EXISTING CONDUITS PRIOR TO INSTALLING AND PULLING INNERDUCTS AND CABLES IN CONDUITS.
 - COMMUNICATIONS CONDUIT SHALL NOT BE INSTALLED IN ELECTRIC HANDHOLES (SEE DETAIL SHEET DT-45).
 - FOR HANDHOLE DETAILS, SEE SHEET DT-44 AND DT-46.



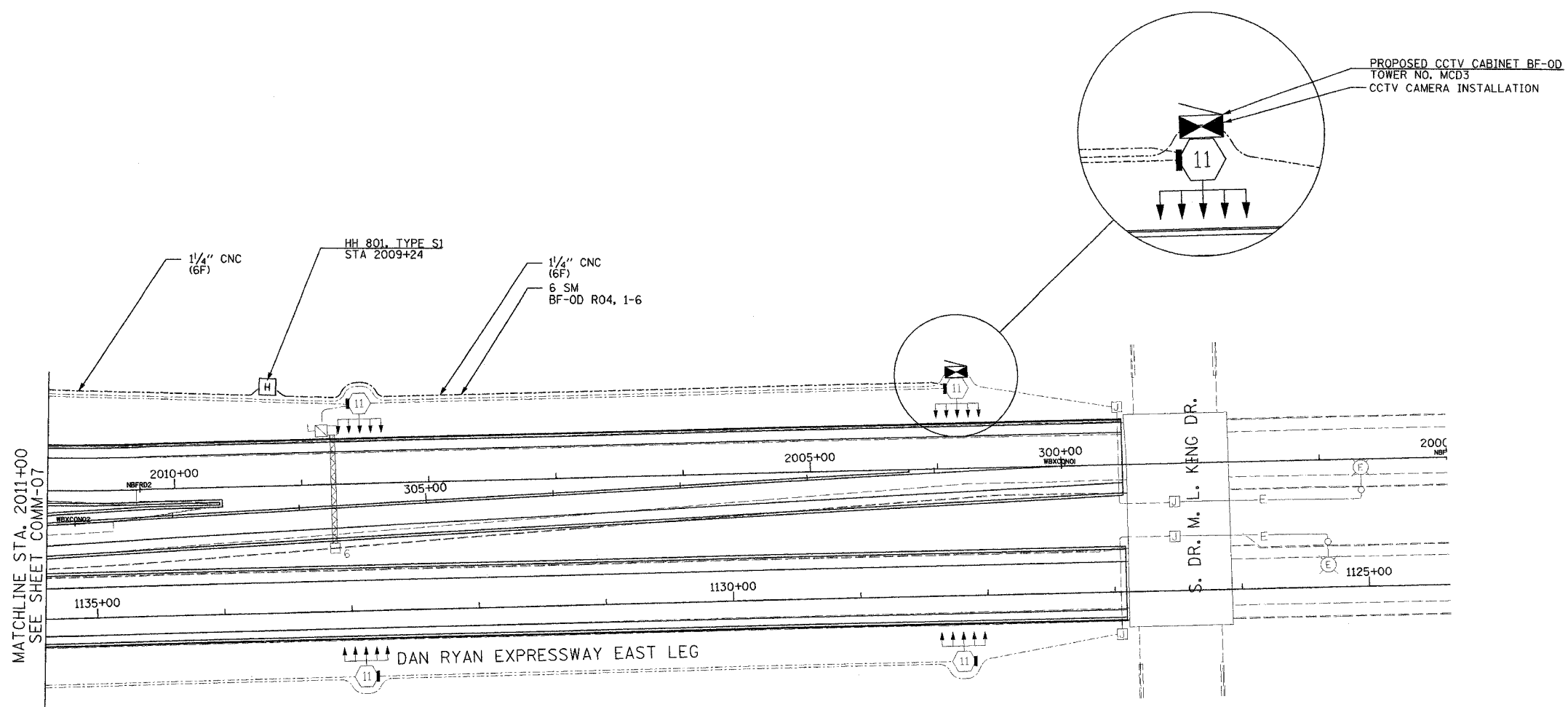
REVISIONS	
NAME	DATE

ILLINOIS DEPARTMENT OF TRANSPORTATION
 F.A.I. 94/90 (DAN RYAN EXPRESSWAY)
 31st STREET TO I-57
 COMMUNICATIONS BACKBONE CONDUIT
 AND CABLE LAYOUT
 SCALE: 1"=50'
 DATE: October 29, 2004
 DRAWN BY: YAD
 CHECKED BY: JEZ

**Edwards
 AND
 Kelcey**
 ONE NORTH FRANKLIN
 CHICAGO, IL 60606
 PHONE: (312) 251-3000
 FAX: (312) 251-3015
 WEB: WWW.EDKORP.COM

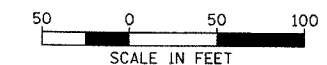
10/15/2004 01:58:32 PM P:\030009\0305\16\ward\comm\200728.dwg

SECTION	COUNTY	TOTAL SHEETS	SHEET NO.
2003-031I	COOK	976	774
STA. 2011+00 TO STA.		ILLINOIS FED. AID PROJECT	
FED. ROAD DIST. NO. 62583			



MATCHLINE STA. 2011+00
SEE SHEET COMM-07

- NOTES:
1. SEE DRAWING ME-01 AND ME-02 FOR ELECTRICAL SYSTEMS AND ABBREVIATIONS.
 2. UNLESS OTHERWISE STATED, ALL NOTED CABLE AND CONDUIT TO BE FURNISHED AND INSTALLED UNDER THIS CONTRACT.
 3. TRENCHED CONDUITS INSTALLED IN PARALLEL ARE TO BE INSTALLED IN COMMON TRENCH.
 4. THIS SHEET ONLY DEPICTS INSTALLATION OF COMMUNICATIONS ELEMENTS. REFER TO SHEETS FOR OTHER SUBSYSTEMS FOR ADDITIONAL ELEMENTS IN THE AREA SHOWN.
 5. CONTRACTOR TO ROD AND CLEAN EXISTING CONDUITS PRIOR TO INSTALLING AND PULLING INNERDUCTS AND CABLES IN CONDUITS.
 6. COMMUNICATIONS CONDUIT SHALL NOT BE INSTALLED IN ELECTRIC HANDHOLES (SEE DETAIL SHEET DT-45).
 7. FOR HANDHOLE DETAILS, SEE SHEET DT-44 AND DT-46.



COMM-08

Edwards AND Kelcey
 ONE NORTH FRANKLIN
 CHICAGO, IL 60606
 PHONE: (312) 251-3000
 FAX: (312) 251-3015
 WEB: WWW.EKCORP.COM

REVISIONS	
NAME	DATE

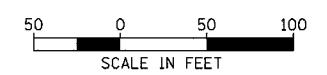
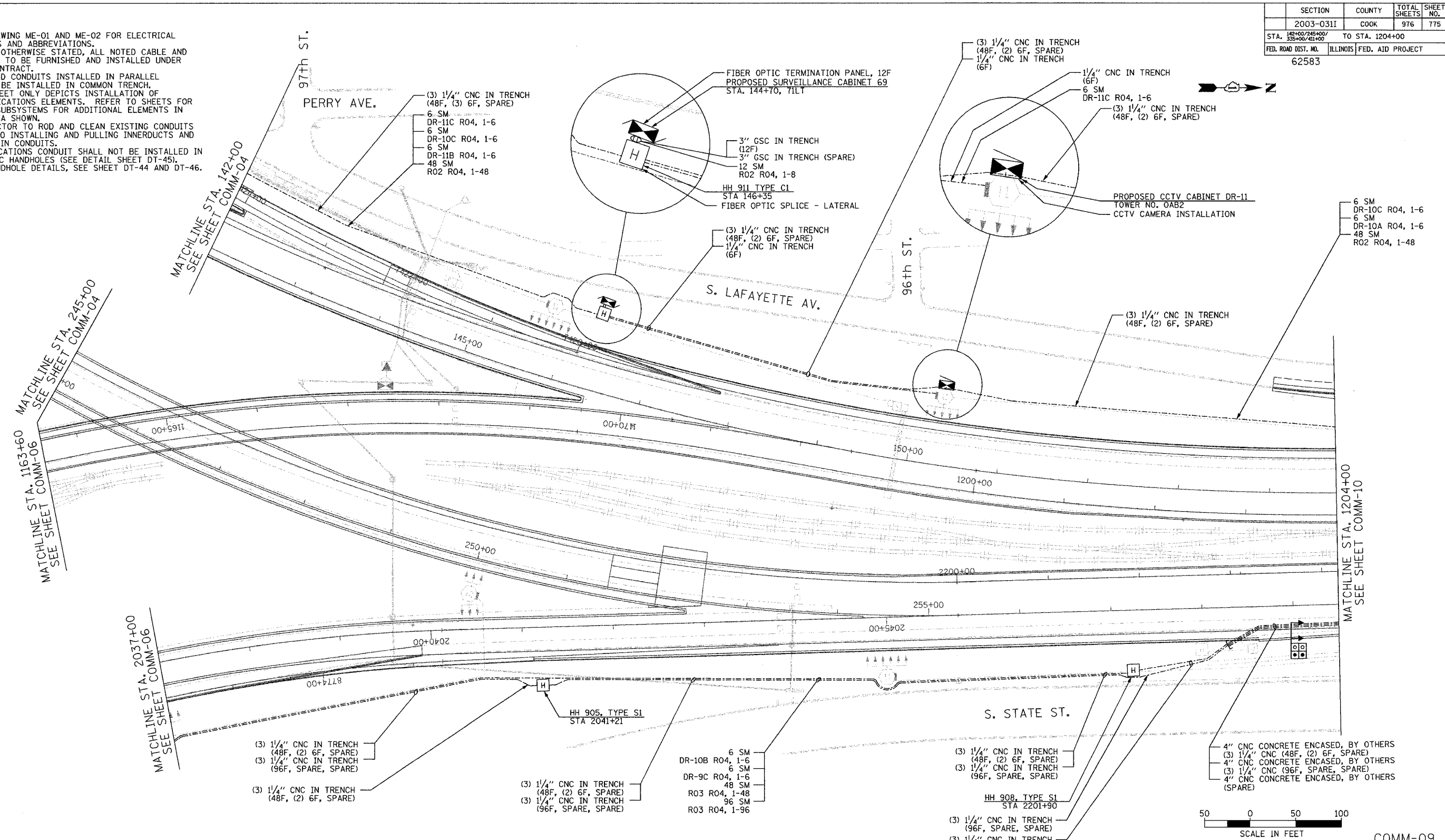
ILLINOIS DEPARTMENT OF TRANSPORTATION
 F.A.I. 94/90 (DAN RYAN EXPRESSWAY)
 31st STREET TO I-57
 COMMUNICATIONS BACKBONE CONDUIT
 AND CABLE LAYOUT
 SCALE: 1"=50'
 DATE: October 29, 2004
 DRAWN BY: YAD
 CHECKED BY: JEZ

D:\174\2004\010142.FIL

SECTION	COUNTY	TOTAL SHEETS	SHEET NO.
2003-0311	COOK	976	775
STA. 142+00/245+00/ 335+00/411+00	TO STA. 1204+00		
FED. ROAD DIST. NO.	ILLINOIS	FED. AID PROJECT	
62583			

NOTES:

- SEE DRAWING ME-01 AND ME-02 FOR ELECTRICAL SYSTEMS AND ABBREVIATIONS.
- UNLESS OTHERWISE STATED, ALL NOTED CABLE AND CONDUIT TO BE FURNISHED AND INSTALLED UNDER THIS CONTRACT.
- TRENCHED CONDUITS INSTALLED IN PARALLEL ARE TO BE INSTALLED IN COMMON TRENCH.
- THIS SHEET ONLY DEPICTS INSTALLATION OF COMMUNICATIONS ELEMENTS. REFER TO SHEETS FOR OTHER SUBSYSTEMS FOR ADDITIONAL ELEMENTS IN THE AREA SHOWN.
- CONTRACTOR TO ROD AND CLEAN EXISTING CONDUITS PRIOR TO INSTALLING AND PULLING INNERDUCTS AND CABLES IN CONDUITS.
- COMMUNICATIONS CONDUIT SHALL NOT BE INSTALLED IN ELECTRIC HANDHOLES (SEE DETAIL SHEET DT-45).
- FOR HANDHOLE DETAILS, SEE SHEET DT-44 AND DT-46.



REVISIONS	
NAME	DATE

ILLINOIS DEPARTMENT OF TRANSPORTATION
 F.A.I. 94/90 (DAN RYAN EXPRESSWAY)
 31st STREET to I-57

COMMUNICATIONS BACKBONE CONDUIT
 AND CABLE LAYOUT

SCALE: 1"=50'
 DATE: October 29, 2004

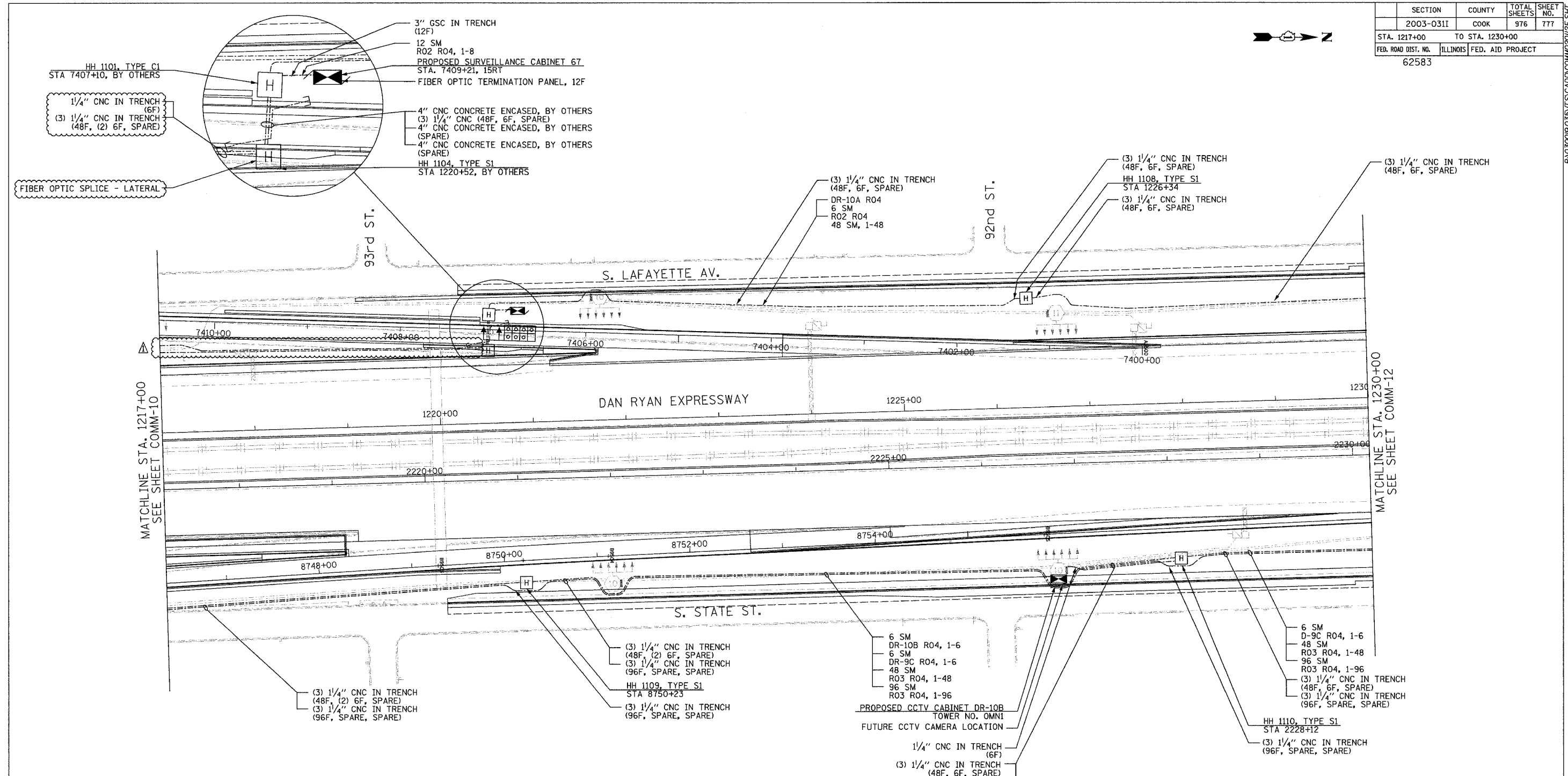
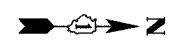
DRAWN BY: YAD
 CHECKED BY: JEZ

**Edwards
 AND Kelcey**


ONE NORTH FRANKLIN
 CHICAGO, IL 60606
 PHONE: (312) 251-3000
 FAX: (312) 251-3015
 WEB: WWW.EKCORP.COM

11/23/2004 01:07:52 PM

SECTION	COUNTY	TOTAL SHEETS	SHEET NO.
2003-0311	COOK	976	777
STA. 1217+00	TO STA. 1230+00		
FED. ROAD DIST. NO.	ILLINOIS	FED. AID PROJECT	
62583			



- NOTES:
- SEE DRAWING ME-01 AND ME-02 FOR ELECTRICAL SYSTEMS AND ABBREVIATIONS.
 - UNLESS OTHERWISE STATED, ALL NOTED CABLE AND CONDUIT TO BE FURNISHED AND INSTALLED UNDER THIS CONTRACT.
 - TRENCHED CONDUITS INSTALLED IN PARALLEL ARE TO BE INSTALLED IN COMMON TRENCH.
 - THIS SHEET ONLY DEPICTS INSTALLATION OF COMMUNICATIONS ELEMENTS. REFER TO SHEETS FOR OTHER SUBSYSTEMS FOR ADDITIONAL ELEMENTS IN THE AREA SHOWN.
 - CONTRACTOR TO ROD AND CLEAN EXISTING CONDUITS PRIOR TO INSTALLING AND PULLING INNERDUCTS AND CABLES IN CONDUITS.
 - COMMUNICATIONS CONDUIT SHALL NOT BE INSTALLED IN ELECTRIC HANDHOLES (SEE DETAIL SHEET DT-45).
 - FOR HANDHOLE DETAILS, SEE SHEET DT-44 AND DT-46.



REVISIONS	
NAME	DATE
REVISION 1	12/17/04

ILLINOIS DEPARTMENT OF TRANSPORTATION
 F.A.I. 94/90 (DAN RYAN EXPRESSWAY)
 31st STREET to I-57

COMMUNICATIONS BACKBONE CONDUIT
 AND CABLE LAYOUT

SCALE: 1"=50'
 DATE: October 29, 2004

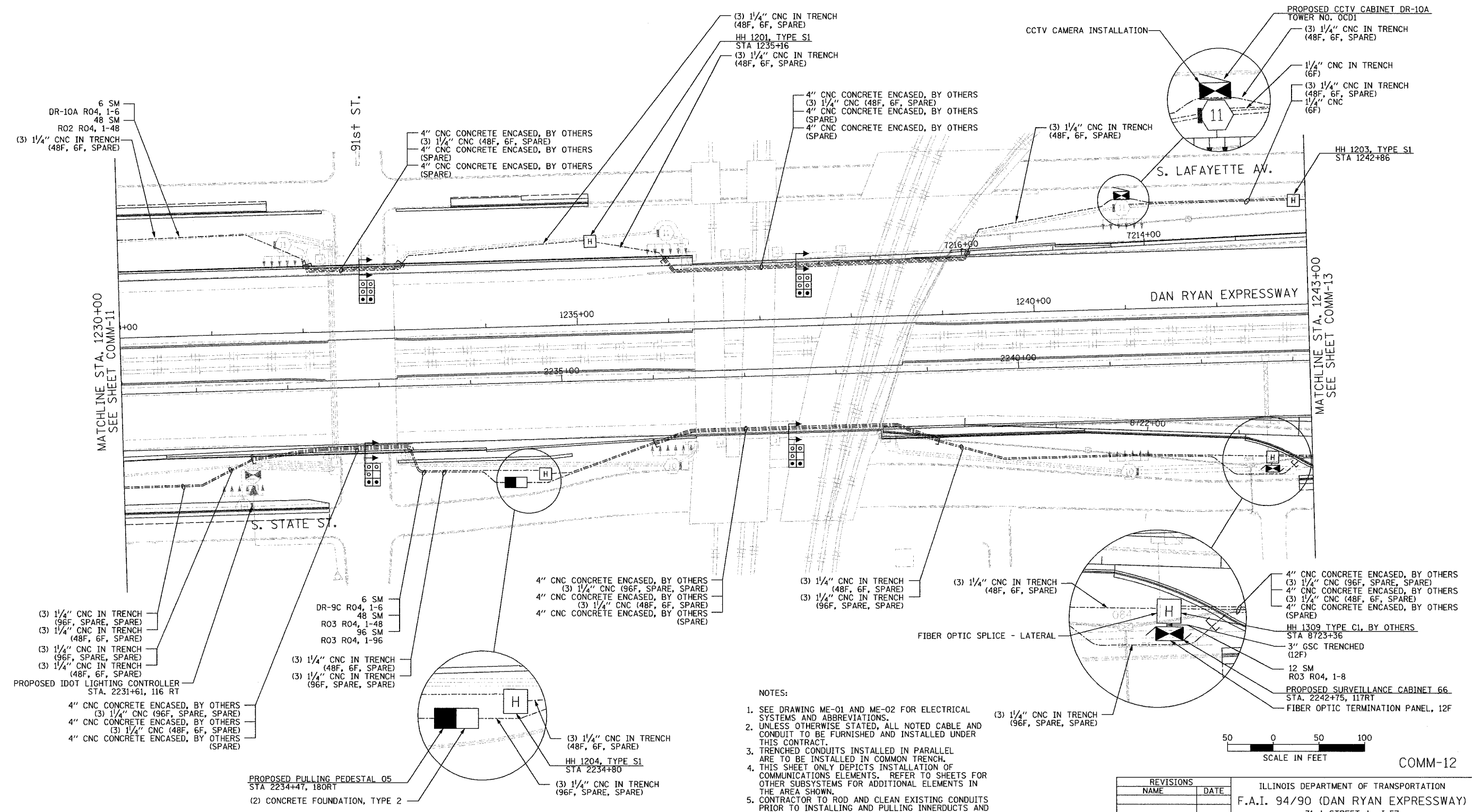
DRAWN BY: YAD
 CHECKED BY: JEZ

**Edwards
 AND Kelcey**

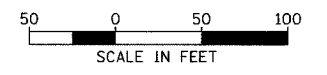
ONE NORTH FRANKLIN
 CHICAGO, IL 60606
 PHONE: (312) 251-3000
 FAX: (312) 251-3015
 WEB: WWW.EKCORP.COM

P:\030019\0311\SCADD\COMM\02012\212.SHT 12/10/2004 10:05:43 AM

SECTION	COUNTY	TOTAL SHEETS	SHEET NO.
2003-0311	COOK	976	778
STA. 1230+00 TO STA. 1243+00			
FEB. ROAD DIST. NO. ILLINOIS FED. AID PROJECT		62583	



- NOTES:
- SEE DRAWING ME-01 AND ME-02 FOR ELECTRICAL SYSTEMS AND ABBREVIATIONS.
 - UNLESS OTHERWISE STATED, ALL NOTED CABLE AND CONDUIT TO BE FURNISHED AND INSTALLED UNDER THIS CONTRACT.
 - TRENCHED CONDUITS INSTALLED IN PARALLEL ARE TO BE INSTALLED IN COMMON TRENCH.
 - THIS SHEET ONLY DEPICTS INSTALLATION OF COMMUNICATIONS ELEMENTS. REFER TO SHEETS FOR OTHER SUBSYSTEMS FOR ADDITIONAL ELEMENTS IN THE AREA SHOWN.
 - CONTRACTOR TO ROD AND CLEAN EXISTING CONDUITS PRIOR TO INSTALLING AND PULLING INNERDUCTS AND CABLES IN CONDUITS.
 - COMMUNICATIONS CONDUIT SHALL NOT BE INSTALLED IN ELECTRIC HANDHOLES (SEE DETAIL SHEET DT-45).
 - FOR HANDHOLE DETAILS, SEE SHEET DT-44 AND DT-46.



REVISIONS	
NAME	DATE

COMM-12

ILLINOIS DEPARTMENT OF TRANSPORTATION
 F.A.I. 94/90 (DAN RYAN EXPRESSWAY)
 31st STREET to I-57

COMMUNICATIONS BACKBONE CONDUIT
 AND CABLE LAYOUT

SCALE: 1"=50'
 DATE: October 29, 2004

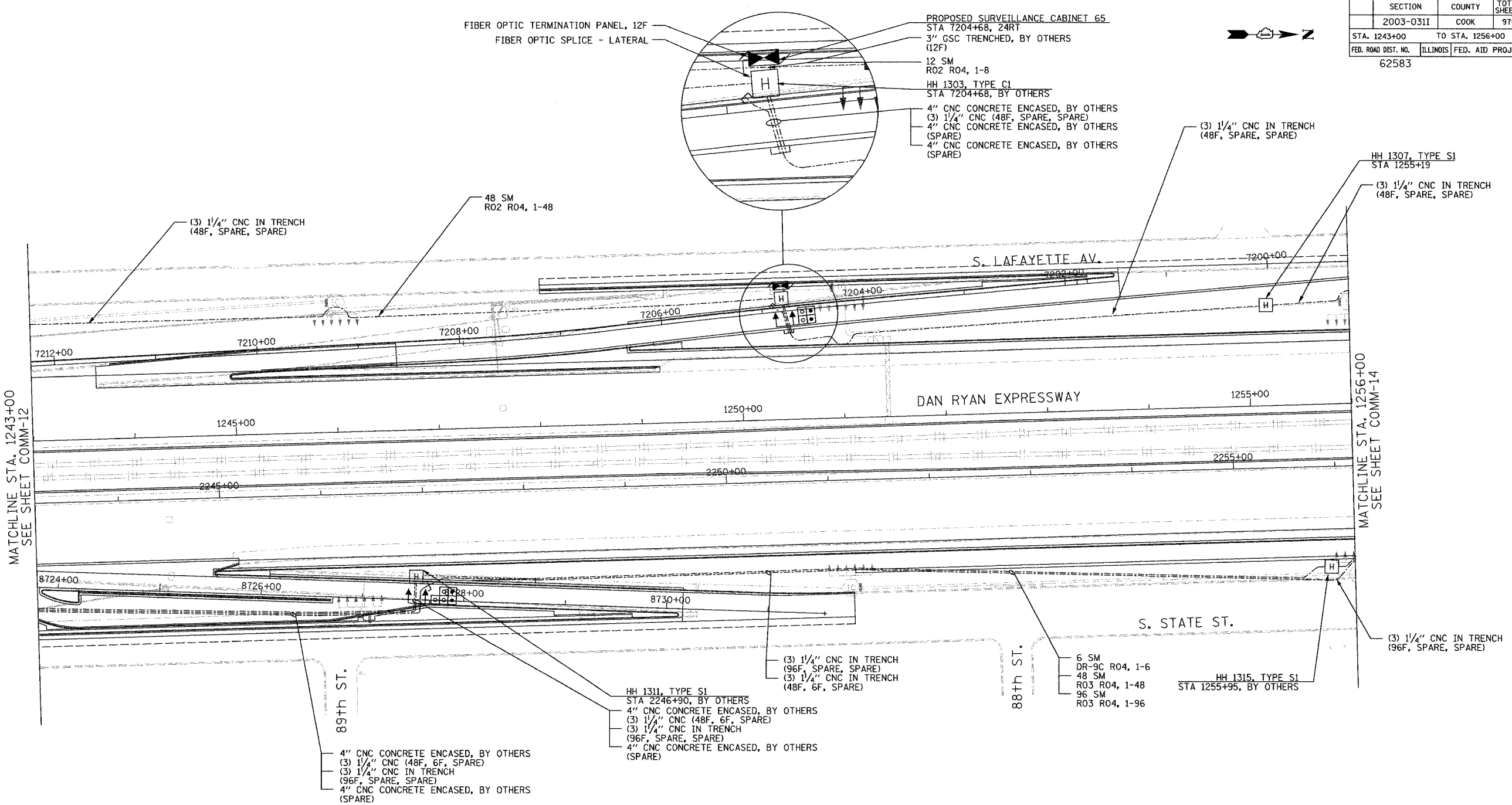
DRAWN BY: YAD
 CHECKED BY: JEZ

Edwards AND Kelcey

ONE NORTH FRANKLIN
 CHICAGO, IL 60606
 PHONE (312) 251-3000
 FAX (312) 251-3015
 WEB: WWW.EKCORP.COM

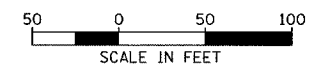
11/23/2004 01:08:28 PM

SECTION	COUNTY	TOTAL SHEETS	SHEET NO.
2003-0311	COOK	976	779
STA. 1243+00 TO STA. 1256+00			
FED. ROAD DIST. NO.	ILLINOIS	FED. AID PROJECT	
62583			



NOTES:

- SEE DRAWING ME-01 AND ME-02 FOR ELECTRICAL SYSTEMS AND ABBREVIATIONS.
- UNLESS OTHERWISE STATED, ALL NOTED CABLE AND CONDUIT TO BE FURNISHED AND INSTALLED UNDER THIS CONTRACT.
- TRENCHED CONDUITS INSTALLED IN PARALLEL ARE TO BE INSTALLED IN COMMON TRENCH.
- THIS SHEET ONLY DEPICTS INSTALLATION OF COMMUNICATIONS ELEMENTS. REFER TO SHEETS FOR OTHER SUBSYSTEMS FOR ADDITIONAL ELEMENTS IN THE AREA SHOWN.
- CONTRACTOR TO ROD AND CLEAN EXISTING CONDUITS PRIOR TO INSTALLING AND PULLING INNERDUCTS AND CABLES IN CONDUITS.
- COMMUNICATIONS CONDUIT SHALL NOT BE INSTALLED IN ELECTRIC HANDHOLES (SEE DETAIL SHEET DT-45).
- FOR HANDHOLE DETAILS, SEE SHEET DT-44 AND DT-46.



REVISIONS	
NAME	DATE

ILLINOIS DEPARTMENT OF TRANSPORTATION
 F.A.I. 94/90 (DAN RYAN EXPRESSWAY)
 31st STREET to I-57

COMMUNICATIONS BACKBONE CONDUIT
 AND CABLE LAYOUT

SCALE: 1"=50'
 DATE: October 29, 2004

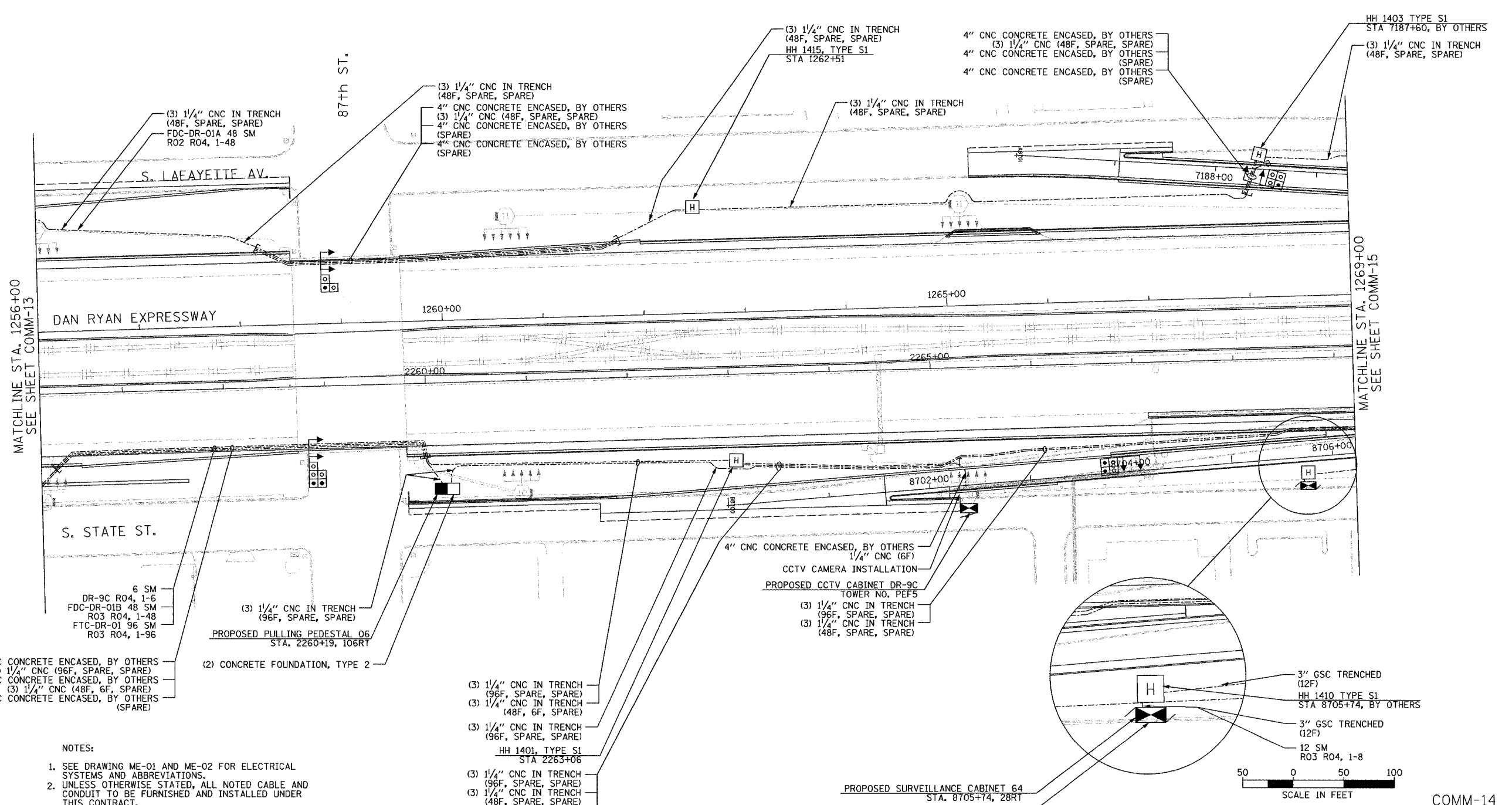
DRAWN BY: YAD
 CHECKED BY: JEZ

**Edwards
 AND Kelcey**

ONE NORTH FRANKLIN
 CHICAGO, IL 60606
 PHONE: (312) 251-3000
 FAX: (312) 251-3015
 WEB: WWW.EKCCORP.COM

P:\03000\9490\F.A.I. 94/90 Comm\020329.rvt 11/23/2004 01:08:41 PM

SECTION	COUNTY	TOTAL SHEETS	SHEET NO.
2003-0311	COOK	976	780
STA. 1256+00	TO STA. 1269+00		
FED. ROAD DIST. NO.	ILLINOIS FED. AID PROJECT		
62583			



- NOTES:
- SEE DRAWING ME-01 AND ME-02 FOR ELECTRICAL SYSTEMS AND ABBREVIATIONS.
 - UNLESS OTHERWISE STATED, ALL NOTED CABLE AND CONDUIT TO BE FURNISHED AND INSTALLED UNDER THIS CONTRACT.
 - TRENCHED CONDUITS INSTALLED IN PARALLEL ARE TO BE INSTALLED IN COMMON TRENCH.
 - THIS SHEET ONLY DEPICTS INSTALLATION OF COMMUNICATIONS ELEMENTS. REFER TO SHEETS FOR OTHER SUBSYSTEMS FOR ADDITIONAL ELEMENTS IN THE AREA SHOWN.
 - CONTRACTOR TO ROD AND CLEAN EXISTING CONDUITS PRIOR TO INSTALLING AND PULLING INNERDUCTS AND CABLES IN CONDUITS.
 - COMMUNICATIONS CONDUIT SHALL NOT BE INSTALLED IN ELECTRIC HANDHOLES (SEE DETAIL SHEET DT-45).
 - FOR HANDHOLE DETAILS, SEE SHEET DT-44 AND DT-46.

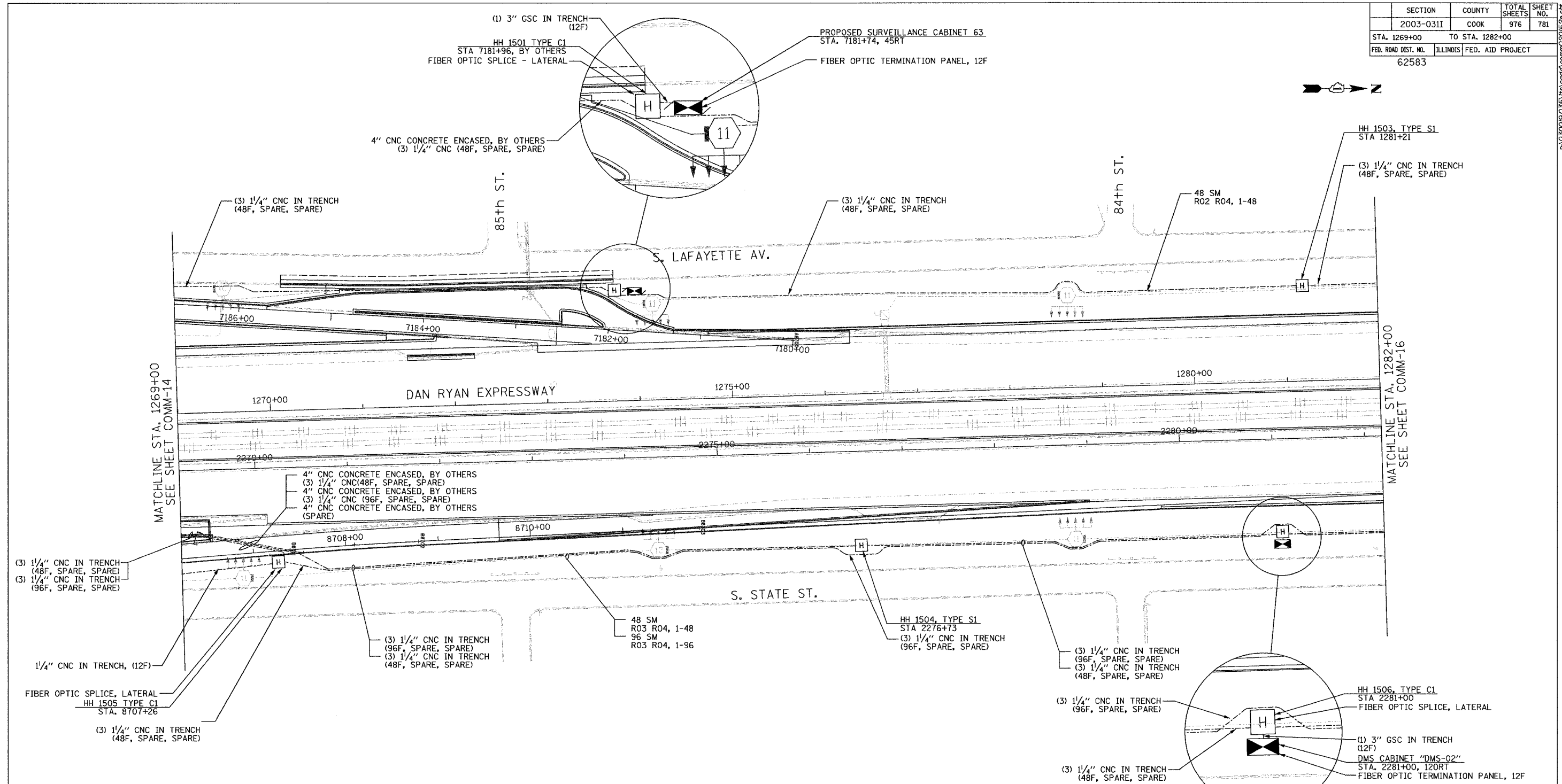
Edwards AND Kelcey
 ONE NORTH FRANKLIN
 CHICAGO, IL 60606
 PHONE (312) 251-3000
 FAX (312) 251-3015
 WEB: WWW.EKCORP.COM

REVISIONS	
NAME	DATE

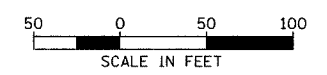
ILLINOIS DEPARTMENT OF TRANSPORTATION
 F.A.I. 94/90 (DAN RYAN EXPRESSWAY)
 31st STREET to I-57
 COMMUNICATIONS BACKBONE CONDUIT
 AND CABLE LAYOUT
 SCALE: 1"=50'
 DATE: October 29, 2004
 DRAWN BY: DHI
 CHECKED BY: JEZ

P:\030019\0311\18\cadd\comm\CD\148.dwg
 11/23/2004 01:08:57 PM

SECTION	COUNTY	TOTAL SHEETS	SHEET NO.
2003-0311	COOK	976	781
STA. 1269+00	TO STA. 1282+00		
FED. ROAD DIST. NO.	ILLINOIS	FED. AID PROJECT	
62583			



- NOTES:
- SEE DRAWING ME-01 AND ME-02 FOR ELECTRICAL SYSTEMS AND ABBREVIATIONS.
 - UNLESS OTHERWISE STATED, ALL NOTED CABLE AND CONDUIT TO BE FURNISHED AND INSTALLED UNDER THIS CONTRACT.
 - TRENCHED CONDUITS INSTALLED IN PARALLEL ARE TO BE INSTALLED IN COMMON TRENCH.
 - THIS SHEET ONLY DEPICTS INSTALLATION OF COMMUNICATIONS ELEMENTS. REFER TO SHEETS FOR OTHER SUBSYSTEMS FOR ADDITIONAL ELEMENTS IN THE AREA SHOWN.
 - CONTRACTOR TO ROD AND CLEAN EXISTING CONDUITS PRIOR TO INSTALLING AND PULLING INNERDUCTS AND CABLES IN CONDUITS.
 - COMMUNICATIONS CONDUIT SHALL NOT BE INSTALLED IN ELECTRIC HANDHOLES (SEE DETAIL SHEET DT-45).
 - FOR HANDHOLE DETAILS, SEE SHEET DT-44 AND DT-46.



REVISIONS	
NAME	DATE

ILLINOIS DEPARTMENT OF TRANSPORTATION
 F.A.I. 94/90 (DAN RYAN EXPRESSWAY)
 31st STREET to I-57

COMMUNICATIONS BACKBONE CONDUIT
 AND CABLE LAYOUT

SCALE: 1"=50'
 DATE: October 29, 2004

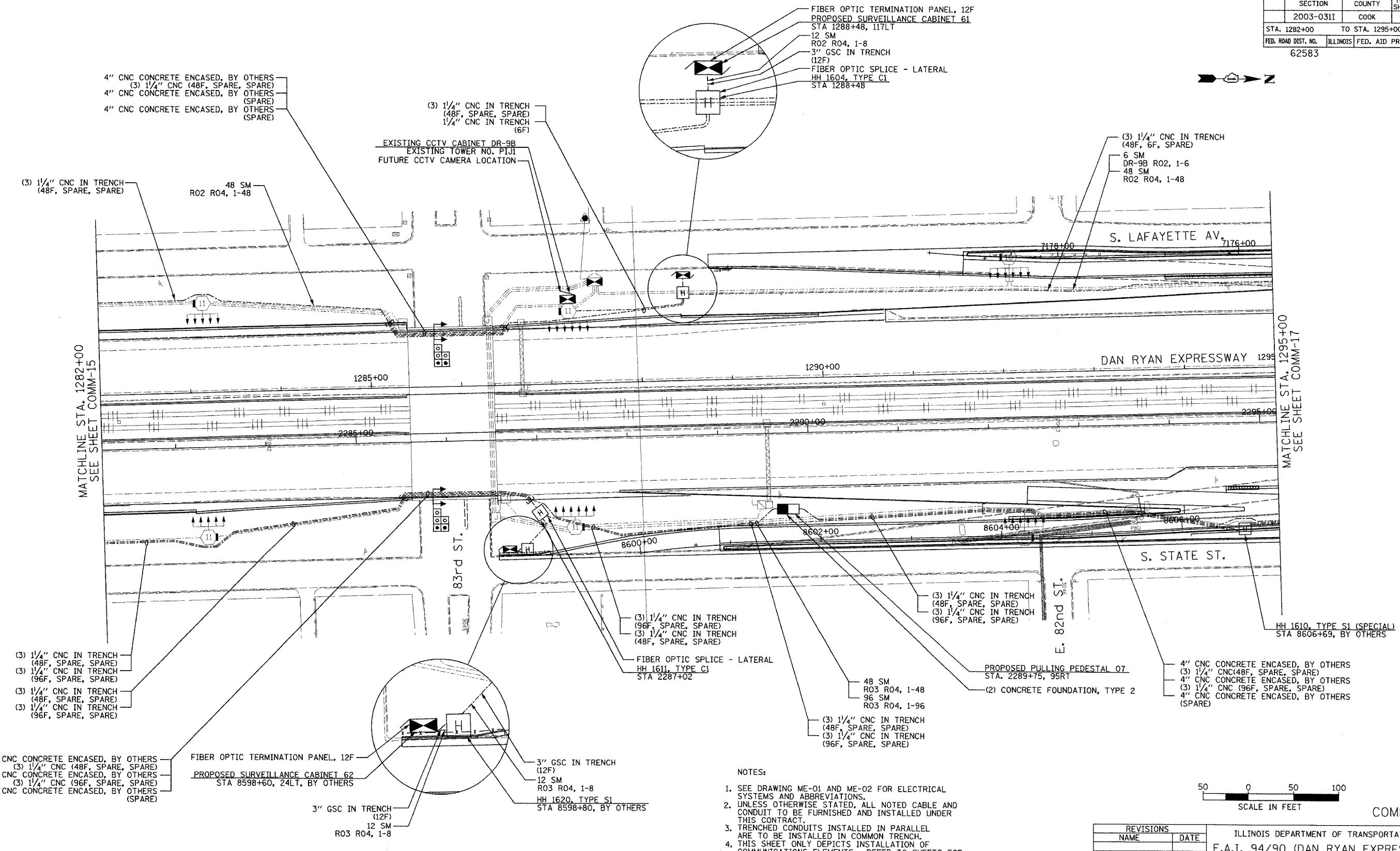
DRAWN BY: YAD
 CHECKED BY: JEZ

**Edwards
 AND Kelcey**

ONE NORTH FRANKLIN
 CHICAGO, IL 60606
 PHONE: (312) 251-3000
 FAX: (312) 251-3015
 WEB: WWW.EKCORP.COM

P:\03001\94035\15e\comm\2015c2a.rvt 11/23/2004 01:09:05 PM

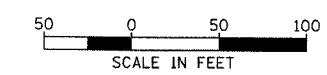
SECTION	COUNTY	TOTAL SHEETS	SHEET NO.
2003-0311	COOK	976	782
STA. 1282+00 TO STA. 1295+00			
FED. ROAD DIST. NO.	ILLINOIS FED. AID PROJECT		
62583			



MATCHLINE STA. 1282+00
SEE SHEET COMM-15

MATCHLINE STA. 1295+00
SEE SHEET COMM-17

- NOTES:
- SEE DRAWING ME-01 AND ME-02 FOR ELECTRICAL SYSTEMS AND ABBREVIATIONS.
 - UNLESS OTHERWISE STATED, ALL NOTED CABLE AND CONDUIT TO BE FURNISHED AND INSTALLED UNDER THIS CONTRACT.
 - TRENCHED CONDUITS INSTALLED IN PARALLEL ARE TO BE INSTALLED IN COMMON TRENCH.
 - THIS SHEET ONLY DEPICTS INSTALLATION OF COMMUNICATIONS ELEMENTS. REFER TO SHEETS FOR OTHER SUBSYSTEMS FOR ADDITIONAL ELEMENTS IN THE AREA SHOWN.
 - CONTRACTOR TO ROD AND CLEAN EXISTING CONDUITS PRIOR TO INSTALLING AND PULLING INNERDUCTS AND CABLES IN CONDUITS.
 - COMMUNICATIONS CONDUIT SHALL NOT BE INSTALLED IN ELECTRIC HANDHOLES (SEE DETAIL SHEET DT-45).
 - FOR HANDHOLE DETAILS, SEE SHEET DT-44 AND DT-46.



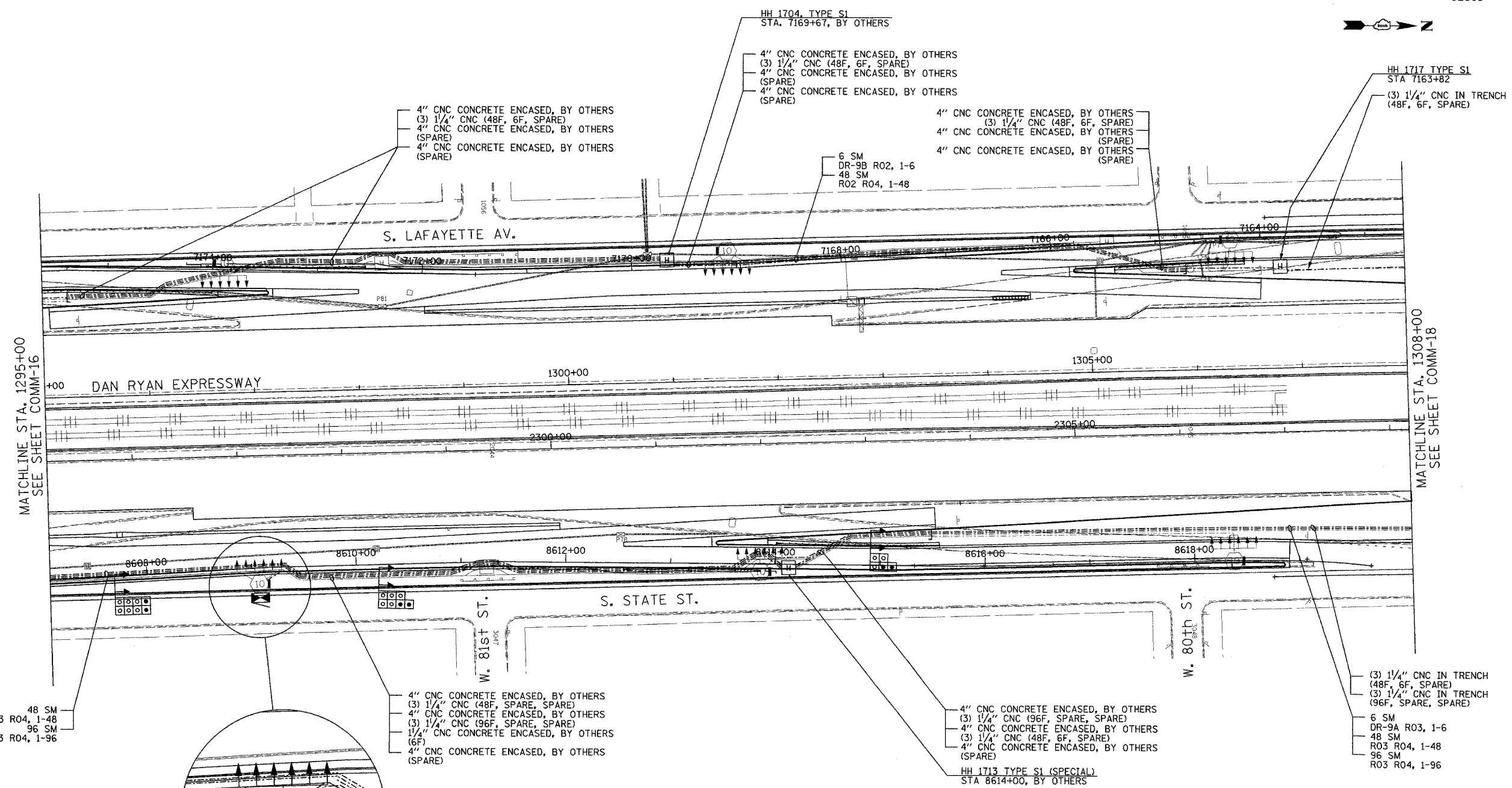
REVISIONS	
NAME	DATE

ILLINOIS DEPARTMENT OF TRANSPORTATION
 F.A.I. 94/90 (DAN RYAN EXPRESSWAY)
 31st STREET TO I-57
 COMMUNICATIONS BACKBONE CONDUIT
 AND CABLE LAYOUT
 SCALE: 1"=50'
 DATE: October 29, 2004
 DRAWN BY: YAD
 CHECKED BY: JEZ

Edwards AND Kelcey
 ONE NORTH FRANKLIN
 CHICAGO, IL 60606
 PHONE: (312) 251-3000
 FAX: (312) 251-3015
 WEB: WWW.EDKORP.COM

P:\030019\035\Ns\cadd\comm\201625.dwg 10/14/2004 04:02:28 PM

SECTION	COUNTY	TOTAL SHEETS	SHEET NO.
2003-03II	COOK	976	783
STA. 1295+00 TO STA. 1308+00			
FED. ROAD DIST. NO.	ILLINOIS	FED. AID PROJECT	
62583			



MATCHLINE STA. 1295+00
SEE SHEET COMM-16

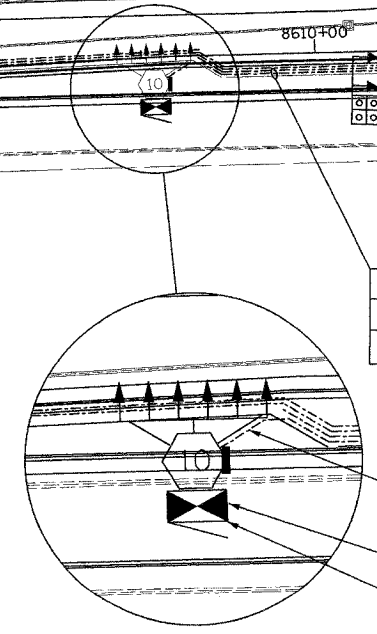
MATCHLINE STA. 1308+00
SEE SHEET COMM-18

48 SM
R03 R04, 1-48
96 SM
R03 R04, 1-96

4\"/>

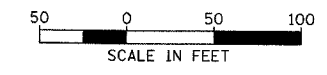
4\"/>

(3) 1/4\"/>



1/4\"/>

- NOTES:
- SEE DRAWING ME-01 AND ME-02 FOR ELECTRICAL SYSTEMS AND ABBREVIATIONS.
 - UNLESS OTHERWISE STATED, ALL NOTED CABLE AND CONDUIT TO BE FURNISHED AND INSTALLED UNDER THIS CONTRACT.
 - TRENCHED CONDUITS INSTALLED IN PARALLEL ARE TO BE INSTALLED IN COMMON TRENCH.
 - THIS SHEET ONLY DEPICTS INSTALLATION OF COMMUNICATIONS ELEMENTS. REFER TO SHEETS FOR OTHER SUBSYSTEMS FOR ADDITIONAL ELEMENTS IN THE AREA SHOWN.
 - CONTRACTOR TO ROD AND CLEAN EXISTING CONDUITS PRIOR TO INSTALLING AND PULLING INNERDUCTS AND CABLES IN CONDUITS.
 - COMMUNICATIONS CONDUIT SHALL NOT BE INSTALLED IN ELECTRIC HANDHOLES (SEE DETAIL SHEET DT-45).
 - FOR HANDHOLE DETAILS, SEE SHEET DT-44 AND DT-46.



COMM-17

**Edwards
AND Kelcey**
ONE NORTH FRANKLIN
CHICAGO, IL 60606
PHONE: (312) 251-3000
FAX: (312) 251-3015
WEB: WWW.EDKCORP.COM

REVISIONS	
NAME	DATE

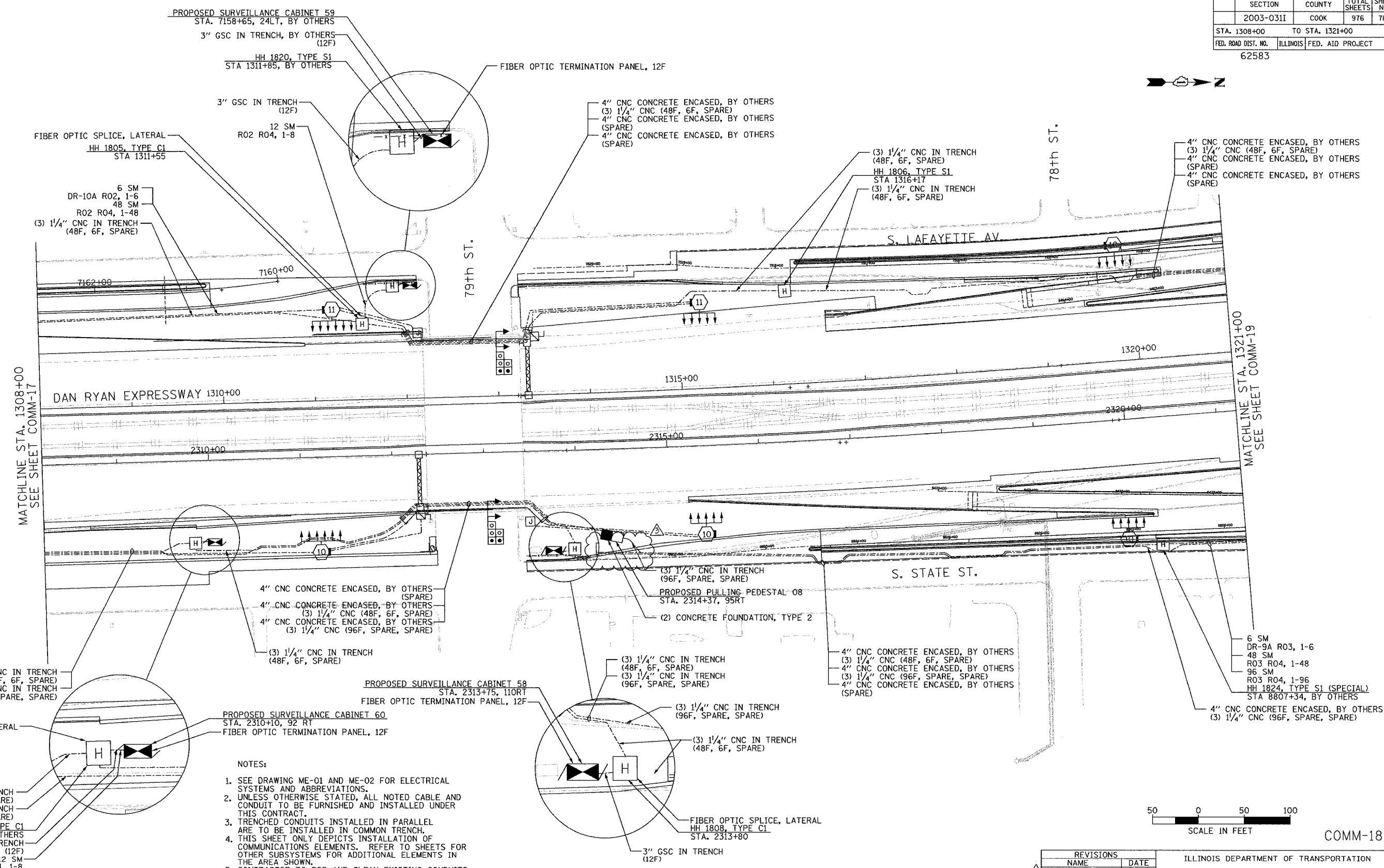
ILLINOIS DEPARTMENT OF TRANSPORTATION
F.A.I. 94/90 (DAN RYAN EXPRESSWAY)
31st STREET TO I-57

COMMUNICATIONS BACKBONE CONDUIT
AND CABLE LAYOUT

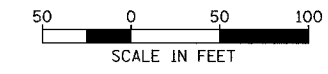
SCALE: 1"=50'
DATE: October 29, 2004
DRAWN BY: YAD
CHECKED BY: JEZ

10/14/2004 01:02:32 PM

SECTION	COUNTY	TOTAL SHEETS	SHEET NO.
2003-0311	COOK	976	784
STA. 1308+00 TO STA. 1321+00			
FED. ROAD DIST. NO. ILLINOIS		FED. AID PROJECT	
62583			



- NOTES:
- SEE DRAWING ME-01 AND ME-02 FOR ELECTRICAL SYSTEMS AND ABBREVIATIONS.
 - UNLESS OTHERWISE STATED, ALL NOTED CABLE AND CONDUIT TO BE FURNISHED AND INSTALLED UNDER THIS CONTRACT.
 - TRENCHED CONDUITS INSTALLED IN PARALLEL ARE TO BE INSTALLED IN COMMON TRENCH.
 - THIS SHEET ONLY DEPICTS INSTALLATION OF COMMUNICATIONS ELEMENTS. REFER TO SHEETS FOR OTHER SUBSYSTEMS FOR ADDITIONAL ELEMENTS IN THE AREA SHOWN.
 - CONTRACTOR TO ROD AND CLEAN EXISTING CONDUITS PRIOR TO INSTALLING AND PULLING INNERDUCTS AND CABLES IN CONDUITS.
 - COMMUNICATIONS CONDUIT SHALL NOT BE INSTALLED IN ELECTRIC HANDHOLES (SEE DETAIL SHEET DT-45).
 - FOR HANDHOLE DETAILS, SEE SHEET DT-44 AND DT-46.
 - PROPOSED GEOMETRY SHOWN ON THIS SHEET IS PRELIMINARY. CONTRACTOR SHALL COORDINATE WITH CONTRACTS 62694, 62695, 62592, AND 62593 TO DETERMINE FINAL GEOMETRY FOR THE AREA SHOWN.



COMM-18

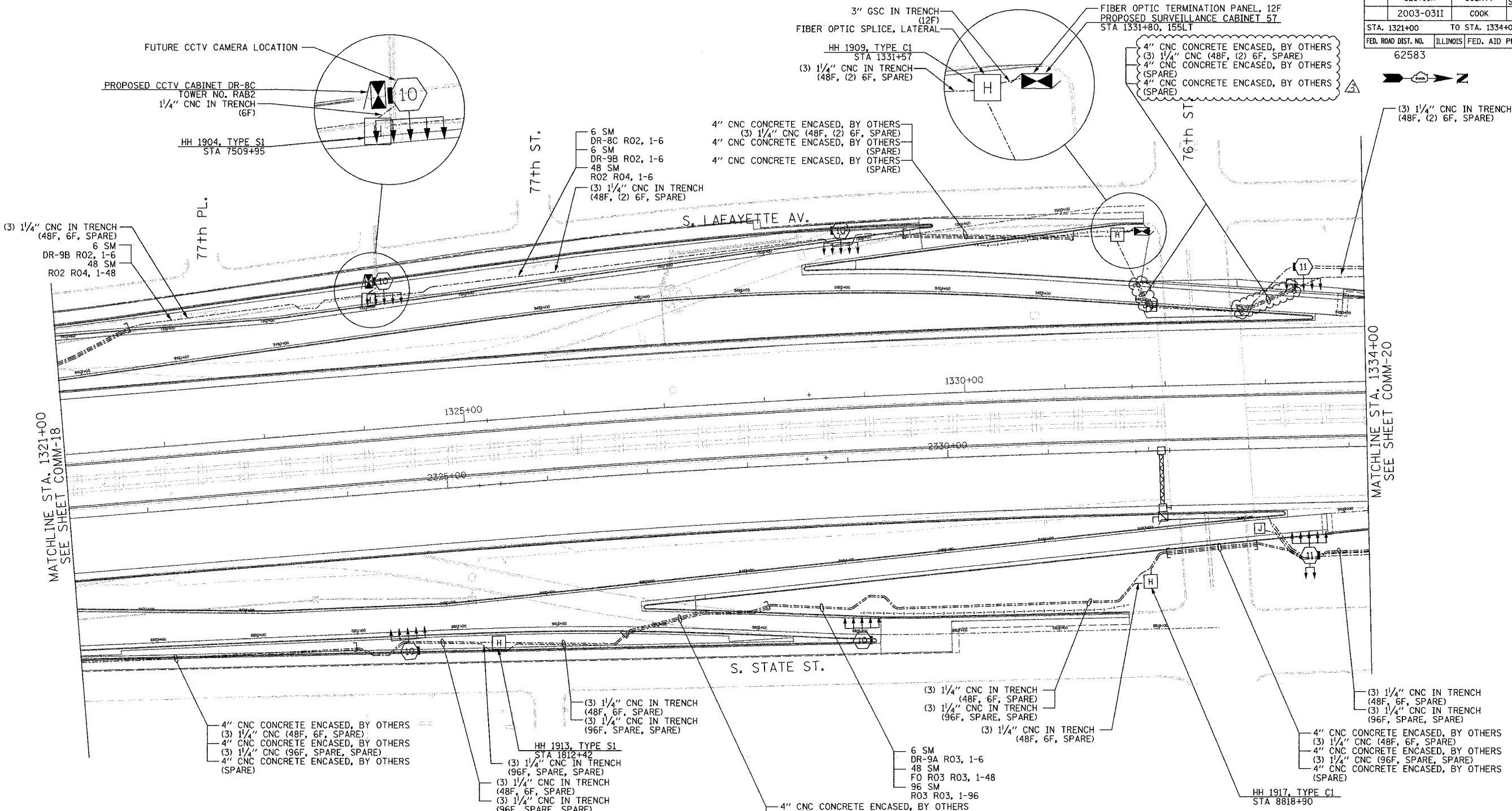
REVISIONS		DATE
NAME	REVISION	DATE
		2/11/05

ILLINOIS DEPARTMENT OF TRANSPORTATION
 F.A.I. 94/90 (DAN RYAN EXPRESSWAY)
 31st STREET TO I-57
 COMMUNICATIONS BACKBONE CONDUIT
 AND CABLE LAYOUT
 SCALE: 1"=50'
 DATE: October 29, 2004
 DRAWN BY: GJG
 CHECKED BY: MJL

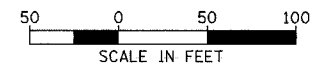
Edwards AND Kelcey
 ONE NORTH FRANKLIN
 CHICAGO, IL 60606
 PHONE: (312) 251-3000
 FAX: (312) 251-3015
 WEB: WWW.EKCORP.COM

P:\03019\035\VT\S\CADD\COMM\0201825.DWG 02/10/2005 10:30:44 AM

SECTION	COUNTY	TOTAL SHEETS	SHEET NO.
2003-0311	COOK	976	785
STA. 1321+00 TO STA. 1334+00			
FED. ROAD DIST. NO. ILLINOIS		FED. AID PROJECT	
62583			



- NOTES:
- SEE DRAWING ME-01 AND ME-02 FOR ELECTRICAL SYSTEMS AND ABBREVIATIONS.
 - UNLESS OTHERWISE STATED, ALL NOTED CABLE AND CONDUIT TO BE FURNISHED AND INSTALLED UNDER THIS CONTRACT.
 - TRENCHED CONDUITS INSTALLED IN PARALLEL ARE TO BE INSTALLED IN COMMON TRENCH.
 - THIS SHEET ONLY DEPICTS INSTALLATION OF COMMUNICATIONS ELEMENTS. REFER TO SHEETS FOR OTHER SUBSYSTEMS FOR ADDITIONAL ELEMENTS IN THE AREA SHOWN.
 - CONTRACTOR TO ROD AND CLEAN EXISTING CONDUITS PRIOR TO INSTALLING AND PULLING INNERDUCTS AND CABLES IN CONDUITS.
 - COMMUNICATIONS CONDUIT SHALL NOT BE INSTALLED IN ELECTRIC HANDHOLES (SEE DETAIL SHEET DT-45).
 - FOR HANDHOLE DETAILS, SEE SHEET DT-44 AND DT-46.
 - PROPOSED GEOMETRY SHOWN ON THIS SHEET IS PRELIMINARY. CONTRACTOR SHALL COORDINATE WITH CONTRACTS 62694, 62695, 62592, AND 62593 TO DETERMINE FINAL GEOMETRY FOR THE AREA SHOWN.



REVISIONS	
NAME	DATE
REVISION	2/11/05

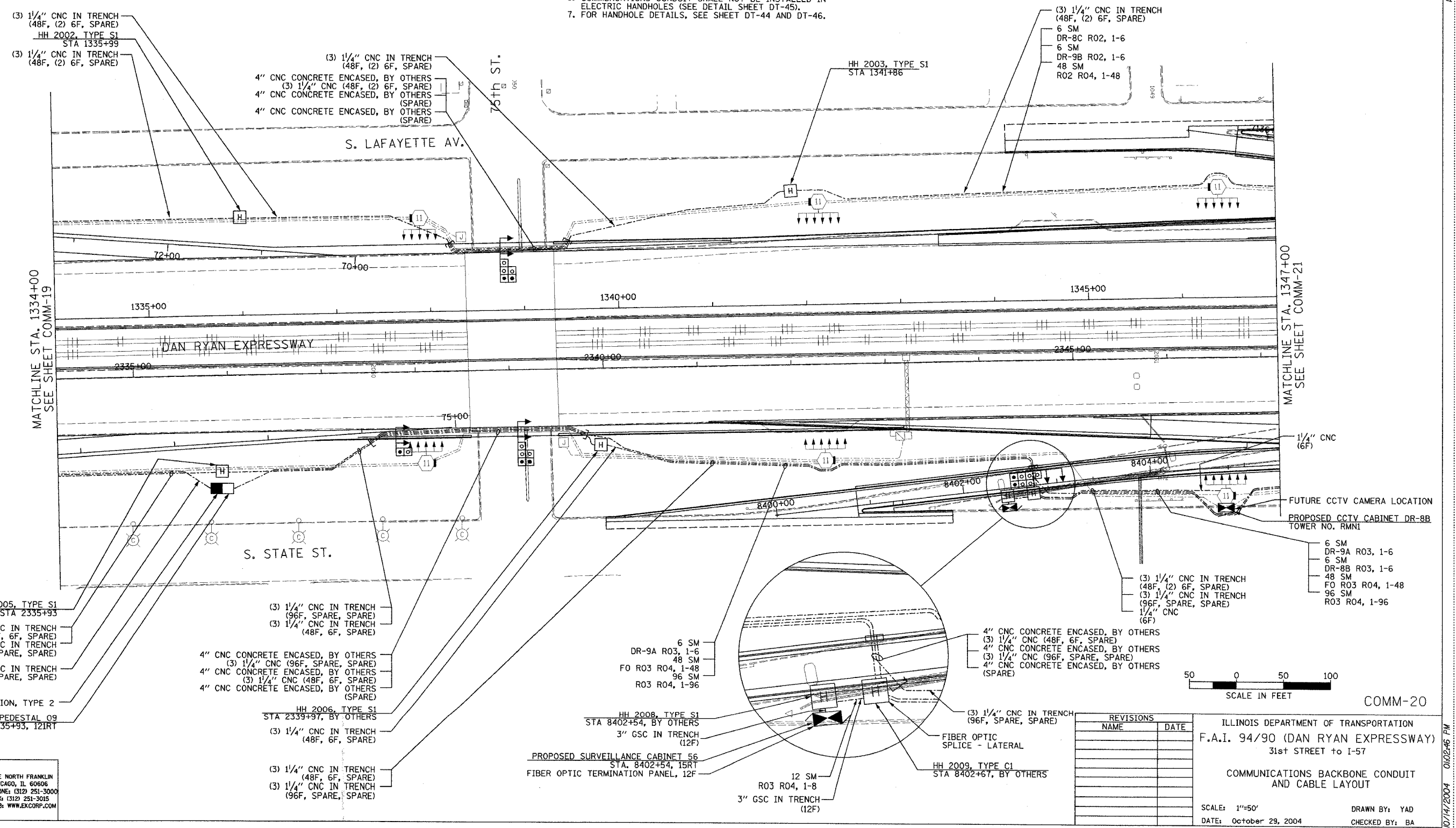
ILLINOIS DEPARTMENT OF TRANSPORTATION
 F.A.I. 94/90 (DAN RYAN EXPRESSWAY)
 31st STREET TO I-57
 COMMUNICATIONS BACKBONE CONDUIT
 AND CABLE LAYOUT
 SCALE: 1"=50'
 DATE: October 29, 2004
 DRAWN BY: JGC
 CHECKED BY: MJL

Edwards AND Kelcey
 ONE NORTH FRANKLIN
 CHICAGO, IL 60606
 PHONE: (312) 251-3000
 FAX: (312) 251-3015
 WEB: WWW.EKCORP.COM

P:\03001903\17\SCADD\COMM\020192E.SHT
 02/10/2005 10:31:39 AM

SECTION	COUNTY	TOTAL SHEETS	SHEET NO.
2003-0311	COOK	976	786
STA. 1334+00 TO STA. 1347+00			
FED. ROAD DIST. NO.	ILLINOIS FED. AID PROJECT		
62583			

- NOTES:
- SEE DRAWING ME-01 AND ME-02 FOR ELECTRICAL SYSTEMS AND ABBREVIATIONS.
 - UNLESS OTHERWISE STATED, ALL NOTED CABLE AND CONDUIT TO BE FURNISHED AND INSTALLED UNDER THIS CONTRACT.
 - TRENCHED CONDUITS INSTALLED IN PARALLEL ARE TO BE INSTALLED IN COMMON TRENCH.
 - THIS SHEET ONLY DEPICTS INSTALLATION OF COMMUNICATIONS ELEMENTS. REFER TO SHEETS FOR OTHER SUBSYSTEMS FOR ADDITIONAL ELEMENTS IN THE AREA SHOWN.
 - CONTRACTOR TO ROD AND CLEAN EXISTING CONDUITS PRIOR TO INSTALLING AND PULLING INNERDUCTS AND CABLES IN CONDUITS.
 - COMMUNICATIONS CONDUIT SHALL NOT BE INSTALLED IN ELECTRIC HANDHOLES (SEE DETAIL SHEET DT-45).
 - FOR HANDHOLE DETAILS, SEE SHEET DT-44 AND DT-46.



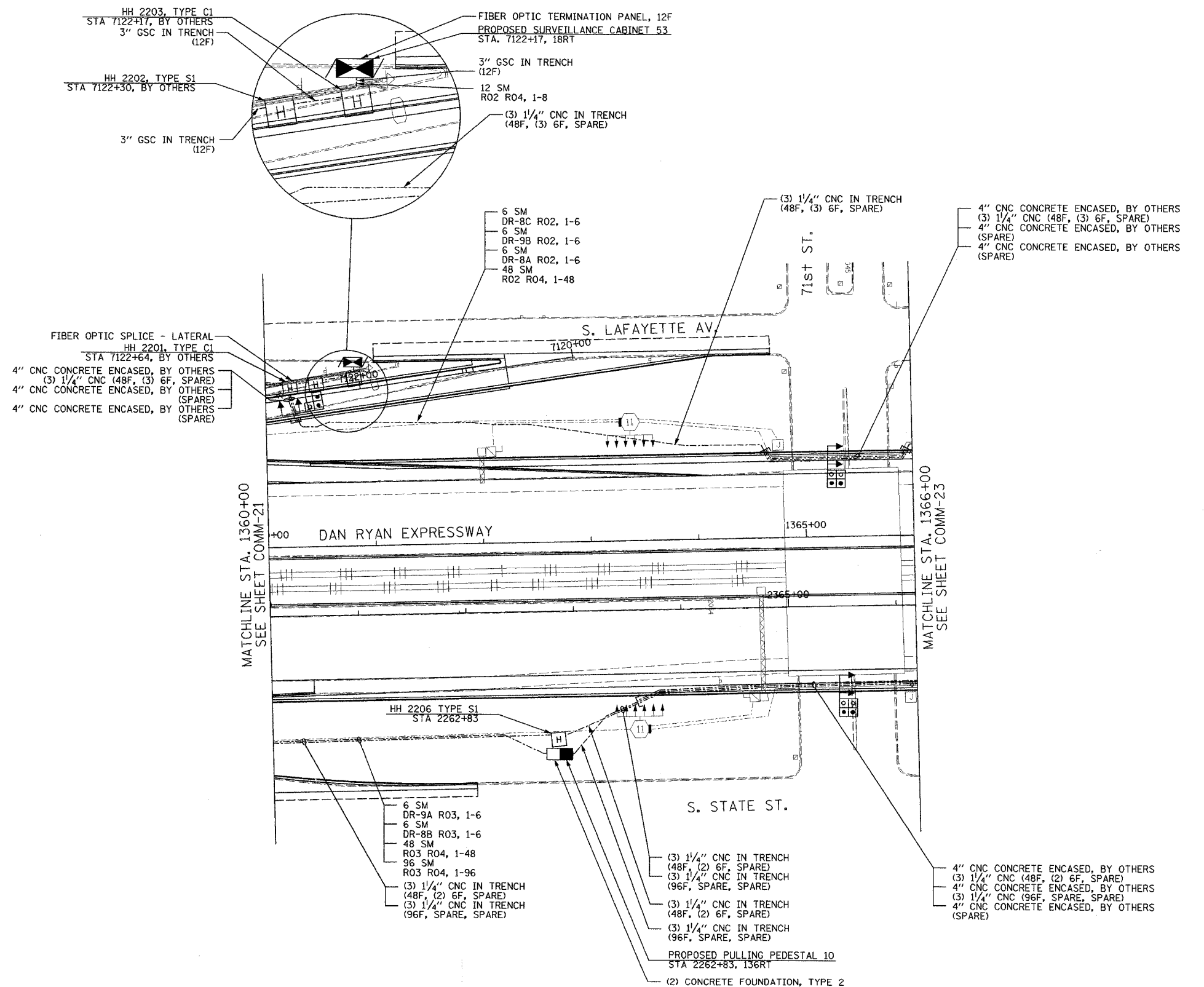
REVISIONS	
NAME	DATE

ILLINOIS DEPARTMENT OF TRANSPORTATION
 F.A.I. 94/90 (DAN RYAN EXPRESSWAY)
 31st STREET to I-57
 COMMUNICATIONS BACKBONE CONDUIT
 AND CABLE LAYOUT
 SCALE: 1"=50'
 DATE: October 29, 2004
 DRAWN BY: YAD
 CHECKED BY: BA

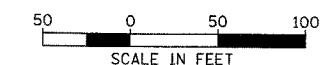
Edwards AND Kelcey
 ONE NORTH FRANKLIN
 CHICAGO, IL 60606
 PHONE: (312) 251-3000
 FAX: (312) 251-3015
 WEB: WWW.EDKORP.COM

P:\030019\03035\16\cadd\comm\20202020.dwg 10/14/2004 01:02:46 PM

SECTION	COUNTY	TOTAL SHEETS	SHEET NO.
2003-0311	COOK	976	786
STA. 1360+00 TO STA. 1366+00		ILLINOIS FED. AID PROJECT	
62583			



- NOTES:
- SEE DRAWING ME-01 AND ME-02 FOR ELECTRICAL SYSTEMS AND ABBREVIATIONS.
 - UNLESS OTHERWISE STATED, ALL NOTED CABLE AND CONDUIT TO BE FURNISHED AND INSTALLED UNDER THIS CONTRACT.
 - TRENCHED CONDUITS INSTALLED IN PARALLEL ARE TO BE INSTALLED IN COMMON TRENCH.
 - THIS SHEET ONLY DEPICTS INSTALLATION OF COMMUNICATIONS ELEMENTS. REFER TO SHEETS FOR OTHER SUBSYSTEMS FOR ADDITIONAL ELEMENTS IN THE AREA SHOWN.
 - CONTRACTOR TO ROD AND CLEAN EXISTING CONDUITS PRIOR TO INSTALLING AND PULLING INNERDUCTS AND CABLES IN CONDUITS.
 - COMMUNICATIONS CONDUIT SHALL NOT BE INSTALLED IN ELECTRIC HANDHOLES (SEE DETAIL SHEET DT-45).
 - FOR HANDHOLE DETAILS, SEE SHEET DT-44 AND DT-46.



COMM-22

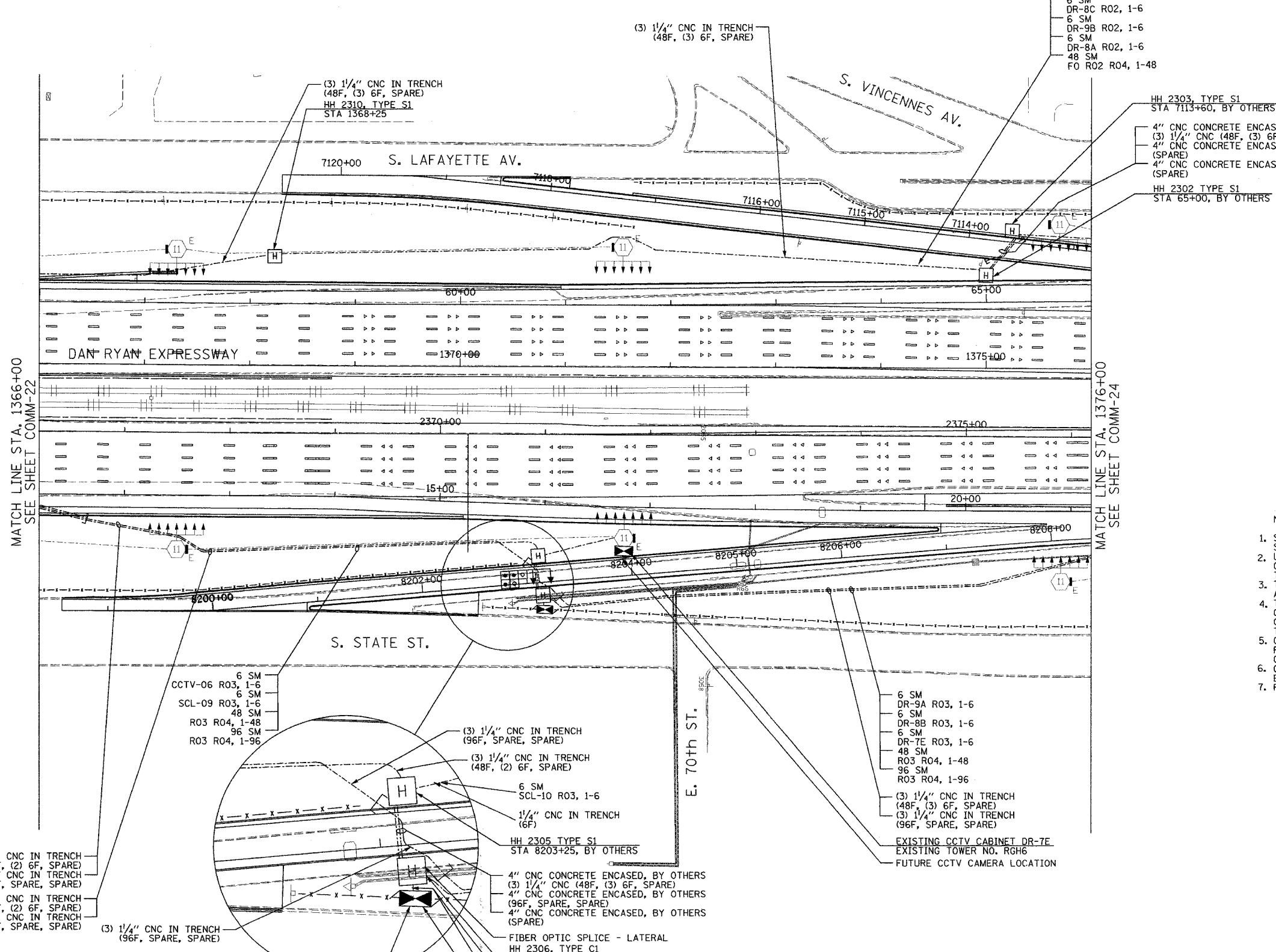
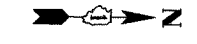
REVISIONS	
NAME	DATE

ILLINOIS DEPARTMENT OF TRANSPORTATION
 F.A.I. 94/90 (DAN RYAN EXPRESSWAY)
 31st STREET to I-57
 COMMUNICATIONS BACKBONE CONDUIT
 AND CABLE LAYOUT
 SCALE: 1"=50'
 DATE: October 29, 2004
 DRAWN BY: YAD
 CHECKED BY: BA

Edwards AND Kelcey
 ONE NORTH FRANKLIN
 CHICAGO, IL 60606
 PHONE: (312) 251-3000
 FAX: (312) 251-3015
 WEB: WWW.EKCORP.COM

PA:030019.035/Vis Local/comm/202222-517 01/15/2004 04:58:41 PM

SECTION	COUNTY	TOTAL SHEETS	SHEET NO.
2003-0311	COOK	976	789
STA. 1366+00 TO STA. 1376+00			
FED. ROAD DIST. NO.	ILLINOIS	FED. AID PROJECT	
		62583	



- 6 SM DR-8C R02, 1-6
- 6 SM DR-9B R02, 1-6
- 6 SM DR-8A R02, 1-6
- 48 SM FO R02 R04, 1-48

- HH 2303, TYPE S1 STA 7113+60, BY OTHERS
- 4" CNC CONCRETE ENCASED, BY OTHERS
- (3) 1/4" CNC (48F, (3) 6F, SPARE)
- 4" CNC CONCRETE ENCASED, BY OTHERS (SPARE)
- 4" CNC CONCRETE ENCASED, BY OTHERS (SPARE)
- HH 2302 TYPE S1 STA 65+00, BY OTHERS

MATCH LINE STA. 1366+00
SEE SHEET COMM-22

MATCH LINE STA. 1376+00
SEE SHEET COMM-24

- NOTES:
1. SEE DRAWING ME-01 AND ME-02 FOR ELECTRICAL SYSTEMS AND ABBREVIATIONS.
 2. UNLESS OTHERWISE STATED, ALL NOTED CABLE AND CONDUIT TO BE FURNISHED AND INSTALLED UNDER THIS CONTRACT.
 3. TRENCHED CONDUITS INSTALLED IN PARALLEL ARE TO BE INSTALLED IN COMMON TRENCH.
 4. THIS SHEET ONLY DEPICTS INSTALLATION OF COMMUNICATIONS ELEMENTS. REFER TO SHEETS FOR OTHER SUBSYSTEMS FOR ADDITIONAL ELEMENTS IN THE AREA SHOWN.
 5. CONTRACTOR TO ROD AND CLEAN EXISTING CONDUITS PRIOR TO INSTALLING AND PULLING INNERDUCTS AND CABLES IN CONDUITS.
 6. COMMUNICATIONS CONDUIT SHALL NOT BE INSTALLED IN ELECTRIC HANDHOLES (SEE DETAIL SHEET DT-45).
 7. FOR HANDHOLE DETAILS, SEE SHEET DT-44 AND DT-46.

- 6 SM CCTV-06 R03, 1-6
- 6 SM SCL-09 R03, 1-6
- 48 SM R03 R04, 1-48
- 96 SM R03 R04, 1-96

- 6 SM DR-9A R03, 1-6
- 6 SM DR-8B R03, 1-6
- 6 SM DR-7E R03, 1-6
- 48 SM R03 R04, 1-48
- 96 SM R03 R04, 1-96

- (3) 1/4" CNC IN TRENCH (48F, (2) 6F, SPARE)
- (3) 1/4" CNC IN TRENCH (96F, SPARE, SPARE)
- (3) 1/4" CNC IN TRENCH (48F, (2) 6F, SPARE)
- (3) 1/4" CNC IN TRENCH (96F, SPARE, SPARE)

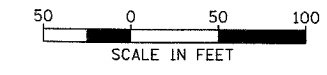
- (3) 1/4" CNC IN TRENCH (96F, SPARE, SPARE)

- (3) 1/4" CNC IN TRENCH (96F, SPARE, SPARE)
- (3) 1/4" CNC IN TRENCH (48F, (2) 6F, SPARE)
- 6 SM SCL-10 R03, 1-6
- 1/4" CNC IN TRENCH (6F)
- HH 2305 TYPE S1 STA 8203+25, BY OTHERS
- 4" CNC CONCRETE ENCASED, BY OTHERS (3) 1/4" CNC (48F, (3) 6F, SPARE)
- 4" CNC CONCRETE ENCASED, BY OTHERS (96F, SPARE, SPARE)
- 4" CNC CONCRETE ENCASED, BY OTHERS (SPARE)

- (3) 1/4" CNC IN TRENCH (48F, (3) 6F, SPARE)
- (3) 1/4" CNC IN TRENCH (96F, SPARE, SPARE)
- EXISTING CCTV CABINET DR-7E
- EXISTING TOWER NO. RG#6
- FUTURE CCTV CAMERA LOCATION

- FIBER OPTIC SPLICE - LATERAL
- HH 2306, TYPE C1 STA 8203+25, BY OTHERS
- 3" GSC IN TRENCH, BY OTHERS (12F)
- 12 SM R03 R04, 1-8
- PROPOSED SURVEILLANCE CABINET 52, BY OTHERS STA. 2571+00, 164RT

FIBER OPTIC TERMINATION PANEL, 12F



COMM-23

REVISIONS	
NAME	DATE

ILLINOIS DEPARTMENT OF TRANSPORTATION
 F.A.I. 94/90 (DAN RYAN EXPRESSWAY)
 31st STREET TO I-57
 COMMUNICATIONS BACKBONE CONDUIT
 AND CABLE LAYOUT

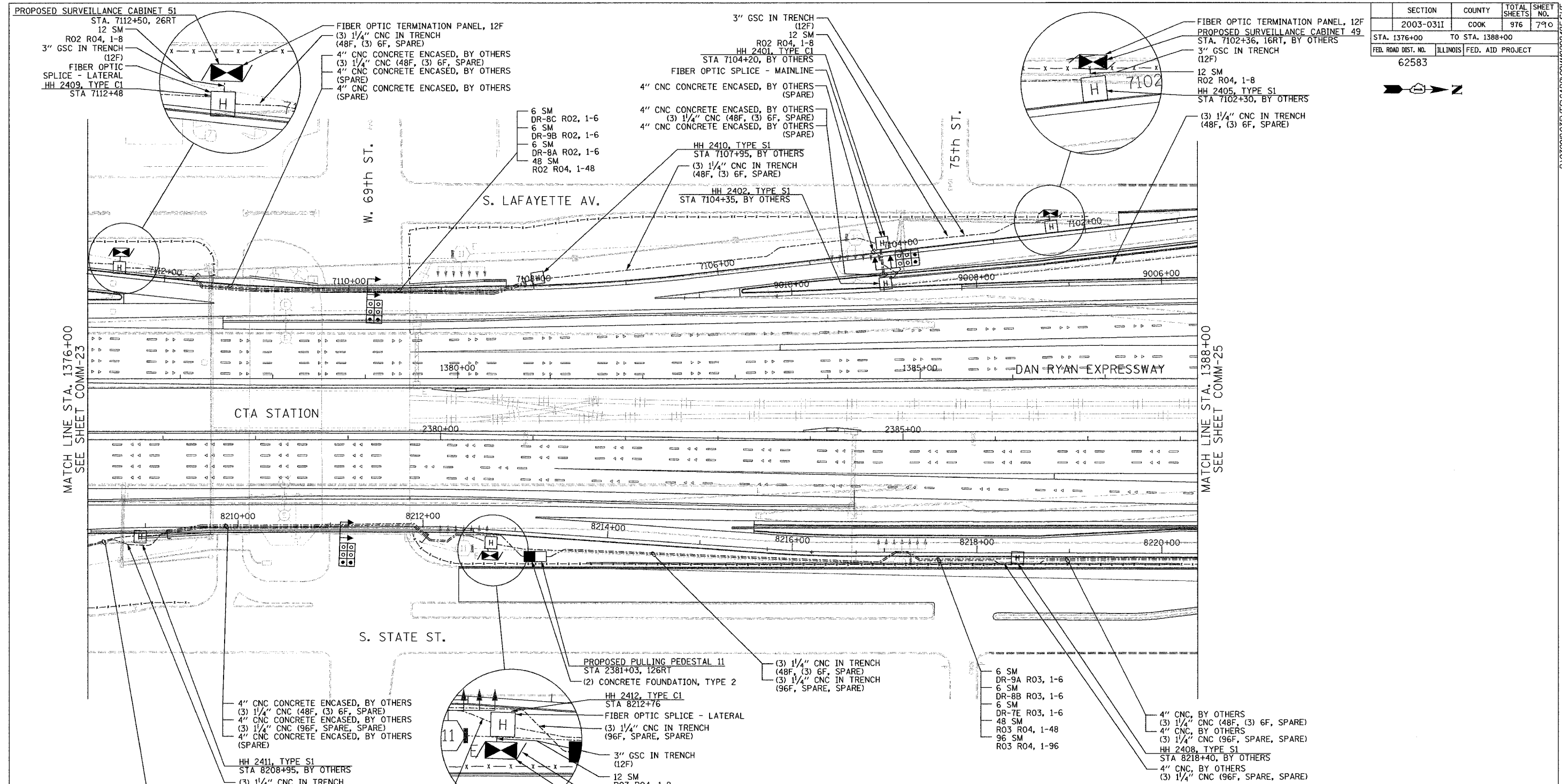
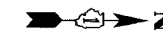
SCALE: 1"=50'
 DATE: October 29, 2004

DRAWN BY: DHI
 CHECKED BY: BA

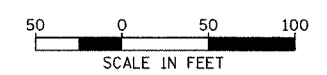
Edwards AND Kelcey
 ONE NORTH FRANKLIN
 CHICAGO, IL 60606
 PHONE: (312) 251-3000
 FAX: (312) 251-3015
 WEB: WWW.EKCORP.COM

P:\030019\035\Vis\road\comm\020232e.dwg 10/14/2004 04:03:05 PM

SECTION	COUNTY	TOTAL SHEETS	SHEET NO.
2003-0311	COOK	976	790
STA. 1376+00	TO STA. 1388+00		
FED. ROAD DIST. NO.	ILLINOIS FED. AID PROJECT		
62583			



- NOTES:
- SEE DRAWING ME-01 AND ME-02 FOR ELECTRICAL SYSTEMS AND ABBREVIATIONS.
 - UNLESS OTHERWISE STATED, ALL NOTED CABLE AND CONDUIT TO BE FURNISHED AND INSTALLED UNDER THIS CONTRACT.
 - TRENCHED CONDUITS INSTALLED IN PARALLEL ARE TO BE INSTALLED IN COMMON TRENCH.
 - THIS SHEET ONLY DEPICTS INSTALLATION OF COMMUNICATIONS ELEMENTS. REFER TO SHEETS FOR OTHER SUBSYSTEMS FOR ADDITIONAL ELEMENTS IN THE AREA SHOWN.
 - CONTRACTOR TO ROD AND CLEAN EXISTING CONDUITS PRIOR TO INSTALLING AND PULLING INNERDUCTS AND CABLES IN CONDUITS.
 - COMMUNICATIONS CONDUIT SHALL NOT BE INSTALLED IN ELECTRIC HANDHOLES (SEE DETAIL SHEET DT-45).
 - FOR HANDHOLE DETAILS, SEE SHEET DT-44 AND DT-46.



COMM-24

REVISIONS	
NAME	DATE

ILLINOIS DEPARTMENT OF TRANSPORTATION
 F.A.I. 94/90 (DAN RYAN EXPRESSWAY)
 31st STREET to I-57

COMMUNICATIONS BACKBONE CONDUIT
 AND CABLE LAYOUT

SCALE: 1"=50'
 DATE: October 29, 2004

DRAWN BY: DHI
 CHECKED BY: BA

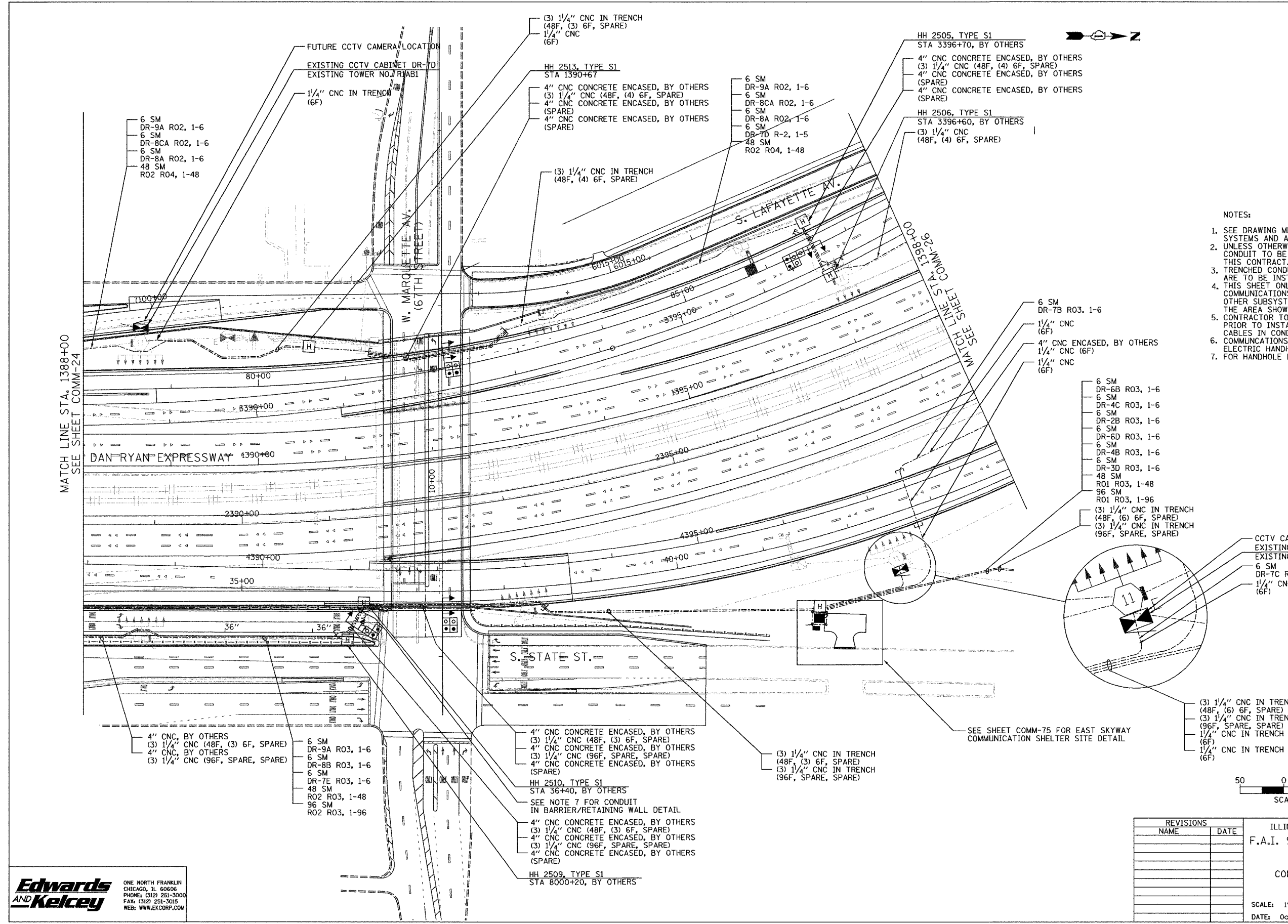
**Edwards
 AND Kelcey**

ONE NORTH FRANKLIN
 CHICAGO, IL 60606
 PHONE: (312) 251-3000
 FAX: (312) 251-3015
 WEB: WWW.EKCORP.COM

P:\03001903\57\SCADD\COMM02024E.SHT 11/23/2004 02:27:59 PM

SECTION	COUNTY	TOTAL SHEETS	SHEET NO.
2003-0311	COOK	976	791
STA. 1388+00	TO STA. 1398+00		
FED. ROAD DIST. NO.	ILLINOIS	FED. AID PROJECT	
62583			

P:\030019\03517\SCADD\COMM\02583.SHT



- NOTES:
- SEE DRAWING ME-01 AND ME-02 FOR ELECTRICAL SYSTEMS AND ABBREVIATIONS.
 - UNLESS OTHERWISE STATED, ALL NOTED CABLE AND CONDUIT TO BE FURNISHED AND INSTALLED UNDER THIS CONTRACT.
 - TRENCHED CONDUITS INSTALLED IN PARALLEL ARE TO BE INSTALLED IN COMMON TRENCH.
 - THIS SHEET ONLY DEPICTS INSTALLATION OF COMMUNICATIONS ELEMENTS. REFER TO SHEETS FOR OTHER SUBSYSTEMS FOR ADDITIONAL ELEMENTS IN THE AREA SHOWN.
 - CONTRACTOR TO ROD AND CLEAN EXISTING CONDUITS PRIOR TO INSTALLING AND PULLING INNERDUCTS AND CABLES IN CONDUITS.
 - COMMUNICATIONS CONDUIT SHALL NOT BE INSTALLED IN ELECTRIC HANDHOLES (SEE DETAIL SHEET DT-45).
 - FOR HANDHOLE DETAILS, SEE SHEET DT-44 AND DT-46.

- 6 SM DR-7B R03, 1-6
- 1/4" CNC (6F)
- 4" CNC ENCASED, BY OTHERS 1/4" CNC (6F)
- 1/4" CNC (6F)
- 6 SM DR-6B R03, 1-6
- 6 SM DR-4C R03, 1-6
- 6 SM DR-2B R03, 1-6
- 6 SM DR-6D R03, 1-6
- 6 SM DR-4B R03, 1-6
- 6 SM DR-3D R03, 1-6
- 48 SM R01 R03, 1-48
- 96 SM R01 R03, 1-96
- (3) 1/4" CNC IN TRENCH (48F, (6) 6F, SPARE)
- (3) 1/4" CNC IN TRENCH (96F, SPARE, SPARE)

- 6 SM DR-9A R02, 1-6
- 6 SM DR-8CA R02, 1-6
- 6 SM DR-8A R02, 1-6
- 48 SM R02 R04, 1-48

- (3) 1/4" CNC IN TRENCH (48F, (3) 6F, SPARE)
- 1/4" CNC (6F)

- HH 2513, TYPE S1 STA 1390+67
- 4" CNC CONCRETE ENCASED, BY OTHERS (3) 1/4" CNC (48F, (4) 6F, SPARE)
- 4" CNC CONCRETE ENCASED, BY OTHERS (SPARE)
- 4" CNC CONCRETE ENCASED, BY OTHERS (SPARE)

- 6 SM DR-9A R02, 1-6
- 6 SM DR-8CA R02, 1-6
- 6 SM DR-8A R02, 1-6
- 6 SM DR-7D R-2, 1-5
- 48 SM R02 R04, 1-48

- HH 2505, TYPE S1 STA 3396+70, BY OTHERS
- 4" CNC CONCRETE ENCASED, BY OTHERS (3) 1/4" CNC (48F, (4) 6F, SPARE)
- 4" CNC CONCRETE ENCASED, BY OTHERS (SPARE)
- 4" CNC CONCRETE ENCASED, BY OTHERS (SPARE)

- HH 2506, TYPE S1 STA 3396+60, BY OTHERS
- (3) 1/4" CNC (48F, (4) 6F, SPARE)

- CCTV CAMERA INSTALLATION
- EXISTING CCTV CABINET DR-7C
- EXISTING TOWER NO. RIGH2
- 6 SM DR-7C R03, 1-6
- 1/4" CNC IN TRENCH (6F)

- (3) 1/4" CNC IN TRENCH (48F, (6) 6F, SPARE)
- (3) 1/4" CNC IN TRENCH (96F, SPARE, SPARE)
- 1/4" CNC IN TRENCH (6F)
- 1/4" CNC IN TRENCH (6F)

- 4" CNC CONCRETE ENCASED, BY OTHERS (3) 1/4" CNC (48F, (3) 6F, SPARE)
- 4" CNC CONCRETE ENCASED, BY OTHERS (3) 1/4" CNC (96F, SPARE, SPARE)
- 4" CNC CONCRETE ENCASED, BY OTHERS (SPARE)

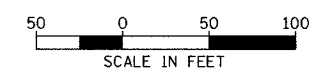
- HH 2510, TYPE S1 STA 36+40, BY OTHERS
- SEE NOTE 7 FOR CONDUIT IN BARRIER/RETAINING WALL DETAIL

- 4" CNC CONCRETE ENCASED, BY OTHERS (3) 1/4" CNC (48F, (3) 6F, SPARE)
- 4" CNC CONCRETE ENCASED, BY OTHERS (3) 1/4" CNC (96F, SPARE, SPARE)
- 4" CNC CONCRETE ENCASED, BY OTHERS (SPARE)

- HH 2509, TYPE S1 STA 8000+20, BY OTHERS

- (3) 1/4" CNC IN TRENCH (48F, (3) 6F, SPARE)
- (3) 1/4" CNC IN TRENCH (96F, SPARE, SPARE)

SEE SHEET COMM-75 FOR EAST SKYWAY COMMUNICATION SHELTER SITE DETAIL



COMM-25

REVISIONS	
NAME	DATE

ILLINOIS DEPARTMENT OF TRANSPORTATION
F.A.I. 94/90 (DAN RYAN EXPRESSWAY)
31st STREET to I-57

COMMUNICATIONS BACKBONE CONDUIT AND CABLE LAYOUT

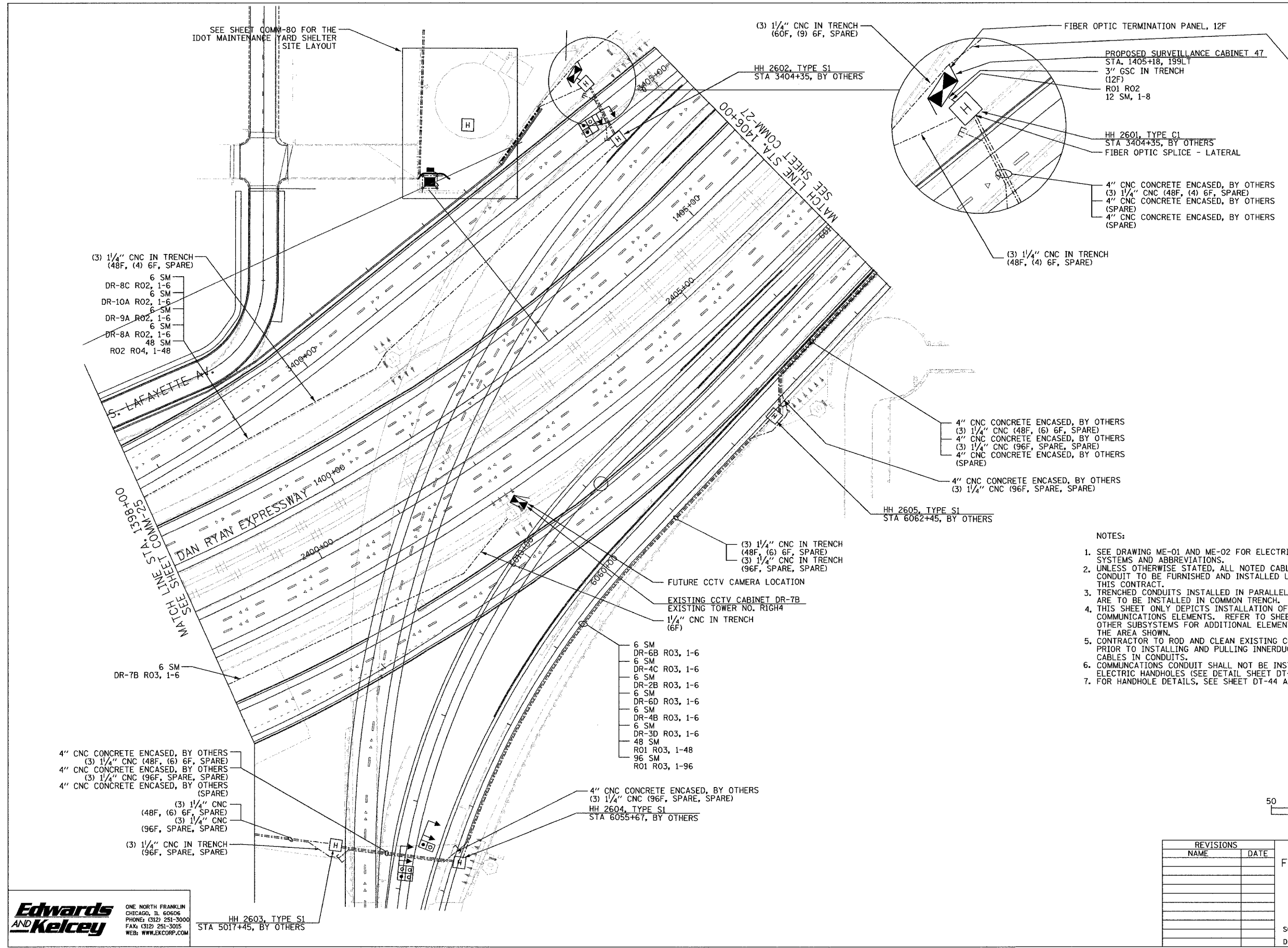
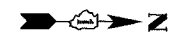
SCALE: 1"=50'
DATE: October 29, 2004
DRAWN BY: DHI
CHECKED BY: BA

Edwards AND Kelcey
ONE NORTH FRANKLIN
CHICAGO, IL 60606
PHONE: (312) 251-3000
FAX: (312) 251-3015
WEB: WWW.EDKORP.COM

11/23/2004 02:56:46 PM

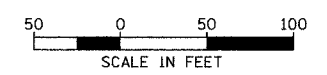
SECTION	COUNTY	TOTAL SHEETS	SHEET NO.
2003-0311	COOK	976	792
STA. 1398+00	TO STA. 1406+00		
FED. ROAD DIST. NO.	ILLINOIS	FED. AID PROJECT	
62583			

- 6 SM
- DR-7C R02, 1-6
- 6 SM
- DR-5C R02, 1-6
- 6 SM
- DR-4A R02, 1-6
- 6 SM
- DR-7A R02, 1-6
- 6 SM
- DR-6A R02, 1-6
- 6 SM
- DR-5B R02, 1-6
- 6 SM
- DR-4C R02, 1-6
- 6 SM
- DR-3C R02, 1-6
- 6 SM
- DR-3B R02, 1-6
- 60 SM
- R01 R02, 1-48
- R02 R05, 1-12



NOTES:

1. SEE DRAWING ME-01 AND ME-02 FOR ELECTRICAL SYSTEMS AND ABBREVIATIONS.
2. UNLESS OTHERWISE STATED, ALL NOTED CABLE AND CONDUIT TO BE FURNISHED AND INSTALLED UNDER THIS CONTRACT.
3. TRENCHED CONDUITS INSTALLED IN PARALLEL ARE TO BE INSTALLED IN COMMON TRENCH.
4. THIS SHEET ONLY DEPICTS INSTALLATION OF COMMUNICATIONS ELEMENTS. REFER TO SHEETS FOR OTHER SUBSYSTEMS FOR ADDITIONAL ELEMENTS IN THE AREA SHOWN.
5. CONTRACTOR TO ROD AND CLEAN EXISTING CONDUITS PRIOR TO INSTALLING AND PULLING INNERDUCTS AND CABLES IN CONDUITS.
6. COMMUNICATIONS CONDUIT SHALL NOT BE INSTALLED IN ELECTRIC HANDHOLES (SEE DETAIL SHEET DT-45).
7. FOR HANDHOLE DETAILS, SEE SHEET DT-44 AND DT-46.



COMM-26

REVISIONS	
NAME	DATE

ILLINOIS DEPARTMENT OF TRANSPORTATION
 F.A.I. 94/90 (DAN RYAN EXPRESSWAY)
 31st STREET to I-57

COMMUNICATIONS BACKBONE CONDUIT
 AND CABLE LAYOUT

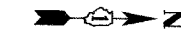
SCALE: 1"=50'
 DATE: October 29, 2004
 DRAWN BY: DHI
 CHECKED BY: BA

**Edwards
 AND Kelcey**
 ONE NORTH FRANKLIN
 CHICAGO, IL 60606
 PHONE: (312) 251-3000
 FAX: (312) 251-3015
 WEB: WWW.EKCORP.COM

HH 2603, TYPE S1
 STA 5017+45, BY OTHERS

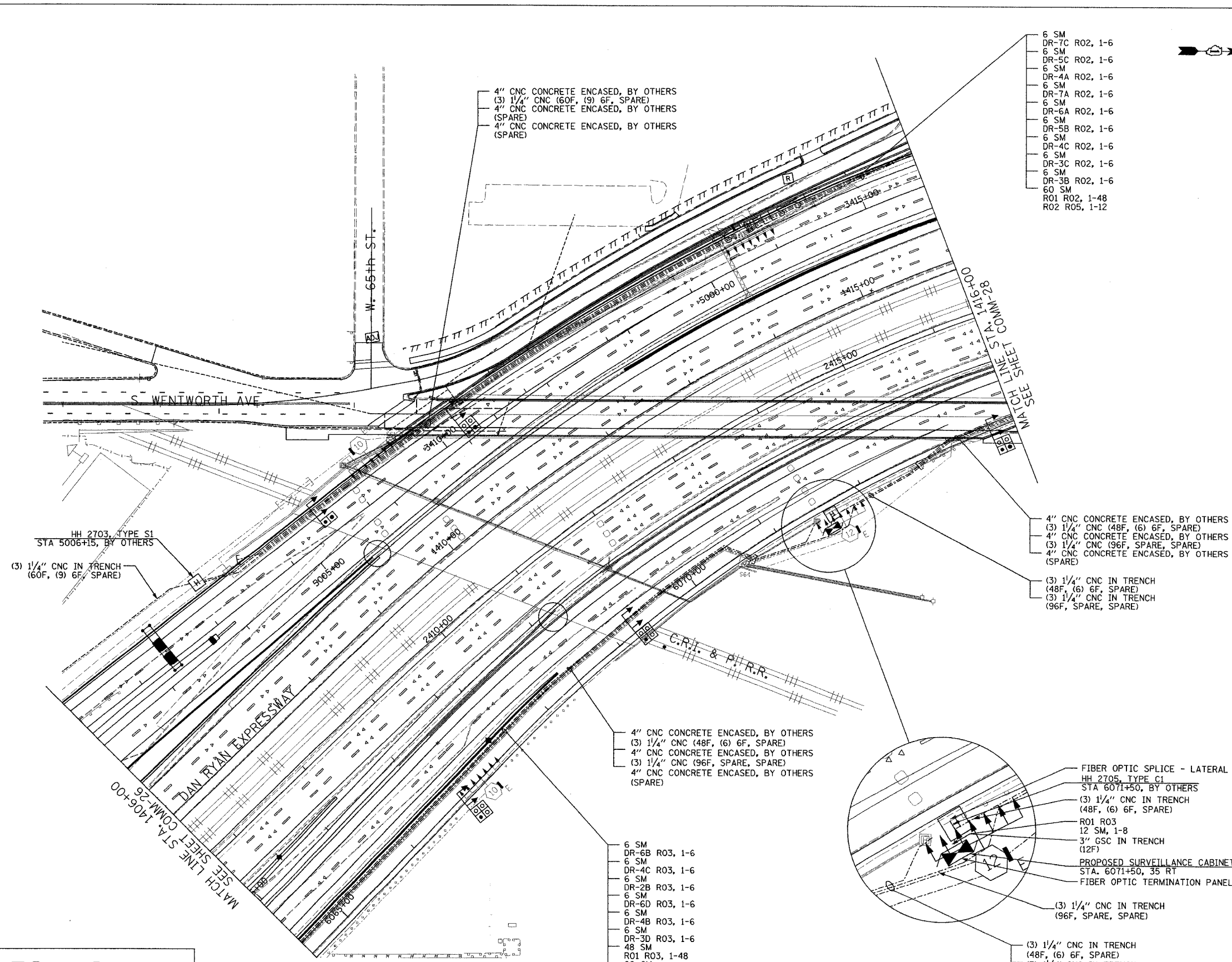
11/23/2004 11:21:02 AM

SECTION	COUNTY	TOTAL SHEETS	SHEET NO.
2003-03II	COOK	976	743
STA. 1406+00 TO STA. 1416+00			
FED. ROAD DIST. NO.	ILLINOIS FED. AID PROJECT		
62583			



- 6 SM
- DR-7C R02, 1-6
- 6 SM
- DR-5C R02, 1-6
- 6 SM
- DR-4A R02, 1-6
- 6 SM
- DR-7A R02, 1-6
- 6 SM
- DR-6A R02, 1-6
- 6 SM
- DR-5B R02, 1-6
- 6 SM
- DR-4C R02, 1-6
- 6 SM
- DR-3C R02, 1-6
- 6 SM
- DR-3B R02, 1-6
- 60 SM
- R01 R02, 1-48
- R02 R05, 1-12

- NOTES:
- SEE DRAWING ME-01 AND ME-02 FOR ELECTRICAL SYSTEMS AND ABBREVIATIONS.
 - UNLESS OTHERWISE STATED, ALL NOTED CABLE AND CONDUIT TO BE FURNISHED AND INSTALLED UNDER THIS CONTRACT.
 - TRENCHED CONDUITS INSTALLED IN PARALLEL ARE TO BE INSTALLED IN COMMON TRENCH.
 - THIS SHEET ONLY DEPICTS INSTALLATION OF COMMUNICATIONS ELEMENTS. REFER TO SHEETS FOR OTHER SUBSYSTEMS FOR ADDITIONAL ELEMENTS IN THE AREA SHOWN.
 - CONTRACTOR TO ROD AND CLEAN EXISTING CONDUITS PRIOR TO INSTALLING AND PULLING INNERDUCTS AND CABLES IN CONDUITS.
 - COMMUNICATIONS CONDUIT SHALL NOT BE INSTALLED IN ELECTRIC HANDHOLES (SEE DETAIL SHEET DT-45).
 - FOR HANDHOLE DETAILS, SEE SHEET DT-44 AND DT-46.



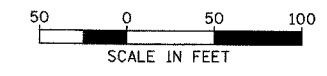
- 4" CNC CONCRETE ENCASED, BY OTHERS
- (3) 1/4" CNC (48F, (6) 6F, SPARE)
- 4" CNC CONCRETE ENCASED, BY OTHERS
- (3) 1/4" CNC (96F, SPARE, SPARE)
- 4" CNC CONCRETE ENCASED, BY OTHERS (SPARE)
- (3) 1/4" CNC IN TRENCH
- (48F, (6) 6F, SPARE)
- (3) 1/4" CNC IN TRENCH
- (96F, SPARE, SPARE)

- 4" CNC CONCRETE ENCASED, BY OTHERS
- (3) 1/4" CNC (48F, (6) 6F, SPARE)
- 4" CNC CONCRETE ENCASED, BY OTHERS
- (3) 1/4" CNC (96F, SPARE, SPARE)
- 4" CNC CONCRETE ENCASED, BY OTHERS (SPARE)

- 6 SM
- DR-6B R03, 1-6
- 6 SM
- DR-4C R03, 1-6
- 6 SM
- DR-2B R03, 1-6
- 6 SM
- DR-6D R03, 1-6
- 6 SM
- DR-4B R03, 1-6
- 6 SM
- DR-3D R03, 1-6
- 48 SM
- R01 R03, 1-48
- 96 SM
- R01 R03, 1-96

- FIBER OPTIC SPLICE - LATERAL
- HH 2705, TYPE C1
- STA 6071+50, BY OTHERS
- (3) 1/4" CNC IN TRENCH
- (48F, (6) 6F, SPARE)
- R01 R03
- 12 SM, 1-8
- 3" GSC IN TRENCH
- (12F)
- PROPOSED SURVEILLANCE CABINET 48
- STA. 6071+50, 35 RT
- FIBER OPTIC TERMINATION PANEL, 12F

- (3) 1/4" CNC IN TRENCH
- (96F, SPARE, SPARE)
- (3) 1/4" CNC IN TRENCH
- (48F, (6) 6F, SPARE)
- (3) 1/4" CNC IN TRENCH
- (96F, SPARE, SPARE)



COMM-27

REVISIONS	
NAME	DATE

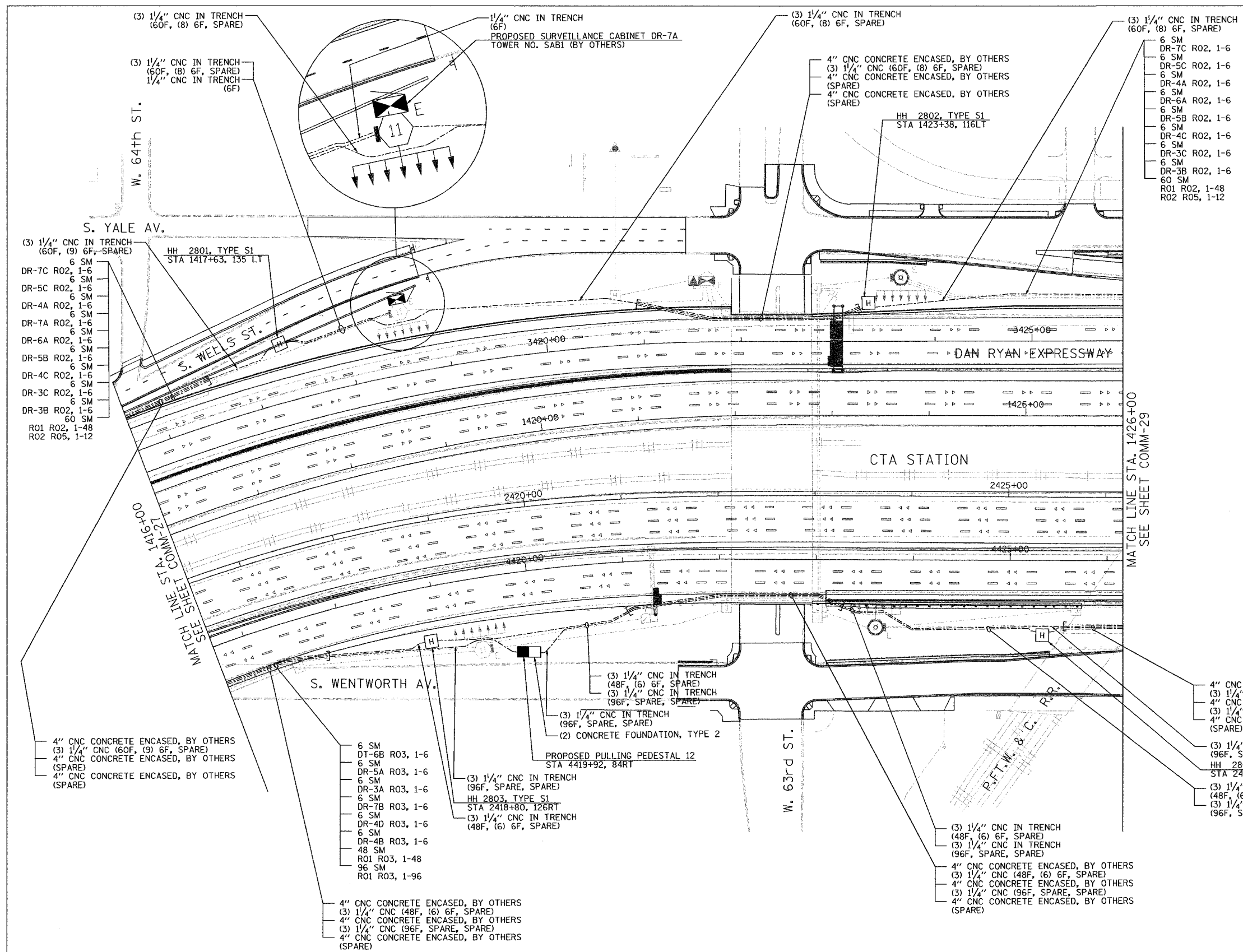
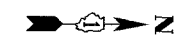
ILLINOIS DEPARTMENT OF TRANSPORTATION
 F.A.I. 94/90 (DAN RYAN EXPRESSWAY)
 31st STREET TO I-57
 COMMUNICATIONS BACKBONE CONDUIT
 AND CABLE LAYOUT
 PROPOSED IMPROVEMENTS 2007

SCALE: 1"=50'
 DATE: October 29, 2004
 DRAWN BY: BHP
 CHECKED BY: BMW

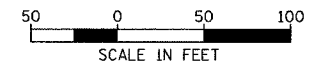
Edwards AND Kelcey
 ONE NORTH FRANKLIN
 CHICAGO, IL 60606
 PHONE: (312) 251-3000
 FAX: (312) 251-3015
 WEB: WWW.EDKORP.COM

10/14/2004 04:05 PM pr:0300090305\rs\cedd\comm020728.sst

SECTION	COUNTY	TOTAL SHEETS	SHEET NO.
2003-0311	COOK	976	794
STA. 1416+00 TO STA. 1426+00			
FED. ROAD DIST. NO.	ILLINOIS FED. AID PROJECT		
62583			



- NOTES:
- SEE DRAWING ME-01 AND ME-02 FOR ELECTRICAL SYSTEMS AND ABBREVIATIONS.
 - UNLESS OTHERWISE STATED, ALL NOTED CABLE AND CONDUIT TO BE FURNISHED AND INSTALLED UNDER THIS CONTRACT.
 - TRENCHED CONDUITS INSTALLED IN PARALLEL ARE TO BE INSTALLED IN COMMON TRENCH.
 - THIS SHEET ONLY DEPICTS INSTALLATION OF COMMUNICATIONS ELEMENTS. REFER TO SHEETS FOR OTHER SUBSYSTEMS FOR ADDITIONAL ELEMENTS IN THE AREA SHOWN.
 - CONTRACTOR TO ROD AND CLEAN EXISTING CONDUITS PRIOR TO INSTALLING AND PULLING INNERDUCTS AND CABLES IN CONDUITS.
 - COMMUNICATIONS CONDUIT SHALL NOT BE INSTALLED IN ELECTRIC HANDHOLES (SEE DETAIL SHEET DT-45).
 - FOR HANDHOLE DETAILS, SEE SHEET DT-44 AND DT-46.



COMM-28

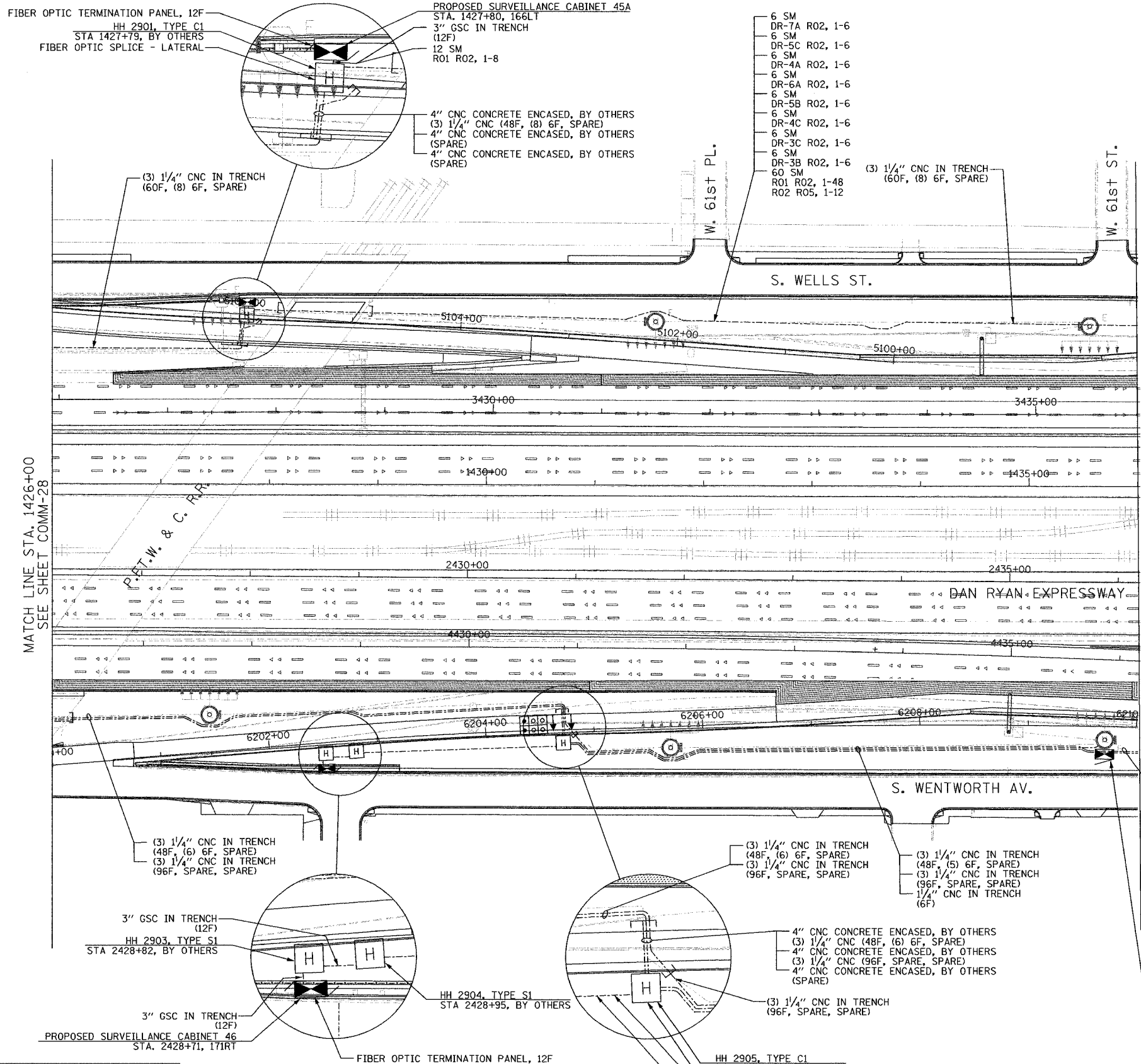
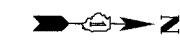
REVISIONS	
NAME	DATE

ILLINOIS DEPARTMENT OF TRANSPORTATION
 F.A.I. 94/90 (DAN RYAN EXPRESSWAY)
 31st STREET to I-57
 COMMUNICATIONS BACKBONE CONDUIT
 AND CABLE LAYOUT
 SCALE: 1"=50'
 DATE: October 29, 2004
 DRAWN BY: DHI
 CHECKED BY: MJL

Edwards and Kelcey
 ONE NORTH FRANKLIN
 CHICAGO, IL 60606
 PHONE: (312) 251-3000
 FAX: (312) 251-3015
 WEB: WWW.EKCORP.COM

11/23/2004 11:53:02 AM

SECTION	COUNTY	TOTAL SHEETS	SHEET NO.
2003-031I	COOK	976	795
STA. 1426+00 TO STA. 1436+00			
FED. ROAD DIST. NO.	ILLINOIS	FED. AID PROJECT	
62583			

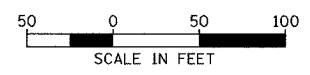


- 6 SM DR-7A R02, 1-6
- 6 SM DR-5C R02, 1-6
- 6 SM DR-4A R02, 1-6
- 6 SM DR-6A R02, 1-6
- 6 SM DR-5B R02, 1-6
- 6 SM DR-4C R02, 1-6
- 6 SM DR-3C R02, 1-6
- 6 SM DR-3B R02, 1-6
- 60 SM R01 R02, 1-48
- R02 R05, 1-12

- 6 SM DR-6B R03, 1-6
- 6 SM DR-4C R03, 1-6
- 6 SM DR-2B R03, 1-6
- 6 SM DR-4B R03, 1-6
- 6 SM DR-3D R03, 1-6
- 48 SM R01 R03, 1-48
- 96 SM R01 R03, 1-96

NOTES:

1. SEE DRAWING ME-01 AND ME-02 FOR ELECTRICAL SYSTEMS AND ABBREVIATIONS.
2. UNLESS OTHERWISE STATED, ALL NOTED CABLE AND CONDUIT TO BE FURNISHED AND INSTALLED UNDER THIS CONTRACT.
3. TRENCHED CONDUITS INSTALLED IN PARALLEL ARE TO BE INSTALLED IN COMMON TRENCH.
4. THIS SHEET ONLY DEPICTS INSTALLATION OF COMMUNICATIONS ELEMENTS. REFER TO SHEETS FOR OTHER SUBSYSTEMS FOR ADDITIONAL ELEMENTS IN THE AREA SHOWN.
5. CONTRACTOR TO ROD AND CLEAN EXISTING CONDUITS PRIOR TO INSTALLING AND PULLING INNERDUCTS AND CABLES IN CONDUITS.
6. COMMUNICATIONS CONDUIT SHALL NOT BE INSTALLED IN ELECTRIC HANDHOLES (SEE DETAIL SHEET DT-45).
7. FOR HANDHOLE DETAILS, SEE SHEET DT-44 AND DT-46.



COMM-29

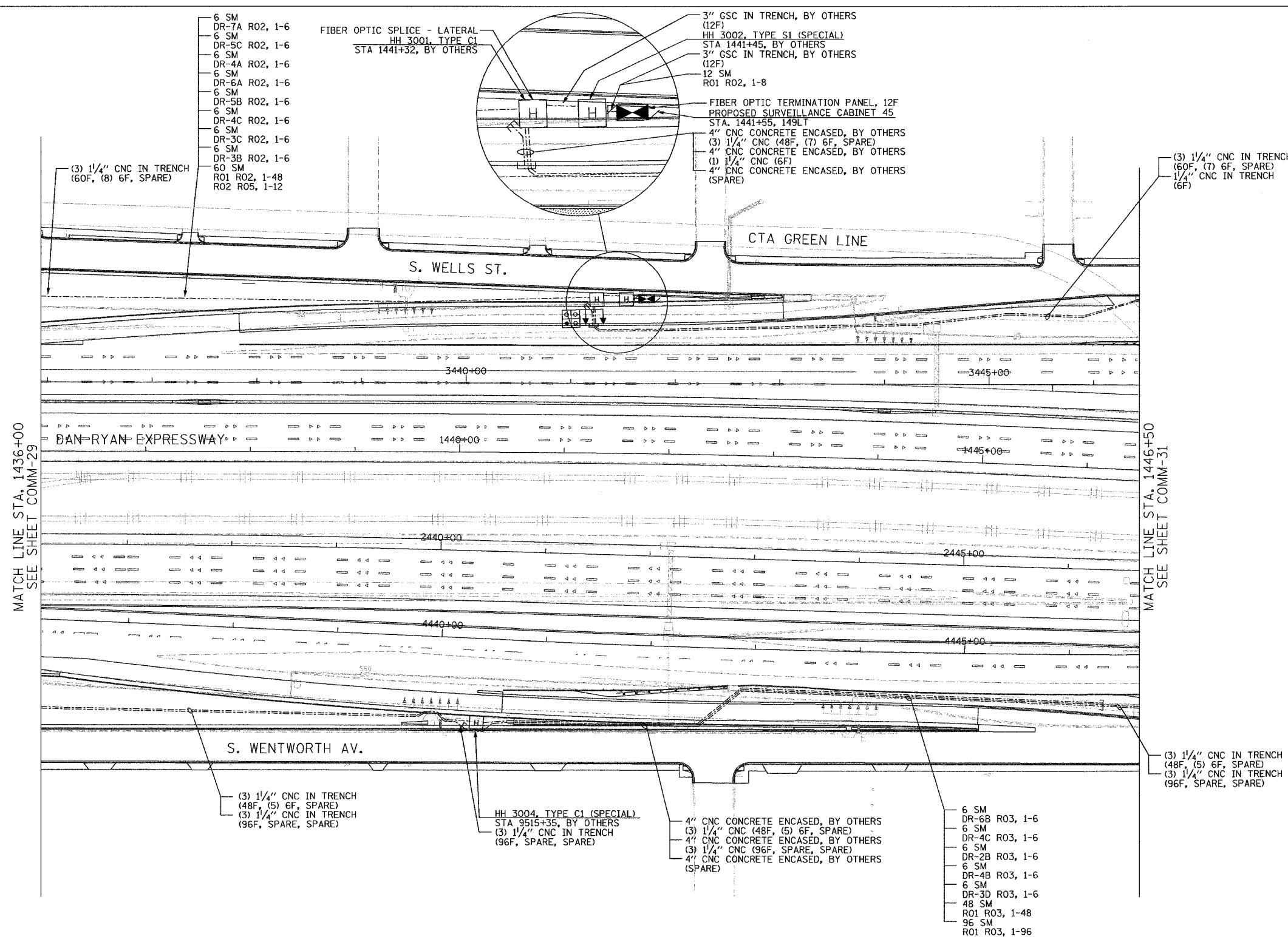
REVISIONS	
NAME	DATE

ILLINOIS DEPARTMENT OF TRANSPORTATION
 F.A.I. 94/90 (DAN RYAN EXPRESSWAY)
 31st STREET to I-57
 COMMUNICATIONS BACKBONE CONDUIT
 AND CABLE LAYOUT
 SCALE: 1"=50'
 DATE: October 29, 2004
 DRAWN BY: DHI
 CHECKED BY: MJL

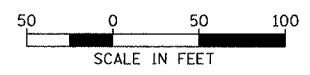
Edwards AND Kelcey
 ONE NORTH FRANKLIN
 CHICAGO, IL 60606
 PHONE: (312) 251-3000
 FAX: (312) 251-3015
 WEB: WWW.EKCORP.COM

11/23/2004 16:34:46 AM

SECTION	COUNTY	TOTAL SHEETS	SHEET NO.
2003-031I	COOK	976	796
STA. 1436+00 TO STA. 1446+50		FED. ROAD DIST. NO. ILLINOIS FED. AID PROJECT	
62583			



- NOTES:
1. SEE DRAWING ME-01 AND ME-02 FOR ELECTRICAL SYSTEMS AND ABBREVIATIONS.
 2. UNLESS OTHERWISE STATED, ALL NOTED CABLE AND CONDUIT TO BE FURNISHED AND INSTALLED UNDER THIS CONTRACT.
 3. TRENCHED CONDUITS INSTALLED IN PARALLEL ARE TO BE INSTALLED IN COMMON TRENCH.
 4. THIS SHEET ONLY DEPICTS INSTALLATION OF COMMUNICATIONS ELEMENTS. REFER TO SHEETS FOR OTHER SUBSYSTEMS FOR ADDITIONAL ELEMENTS IN THE AREA SHOWN.
 5. CONTRACTOR TO ROD AND CLEAN EXISTING CONDUITS PRIOR TO INSTALLING AND PULLING INNERDUCTS AND CABLES IN CONDUITS.
 6. COMMUNICATIONS CONDUIT SHALL NOT BE INSTALLED IN ELECTRIC HANDHOLES (SEE DETAIL SHEET DT-45).
 7. FOR HANDHOLE DETAILS, SEE SHEET DT-44 AND DT-46.



COMM-30

REVISIONS	
NAME	DATE

ILLINOIS DEPARTMENT OF TRANSPORTATION
 F.A.I. 94/90 (DAN RYAN EXPRESSWAY)
 31st STREET to I-57

COMMUNICATIONS BACKBONE CONDUIT
 AND CABLE LAYOUT

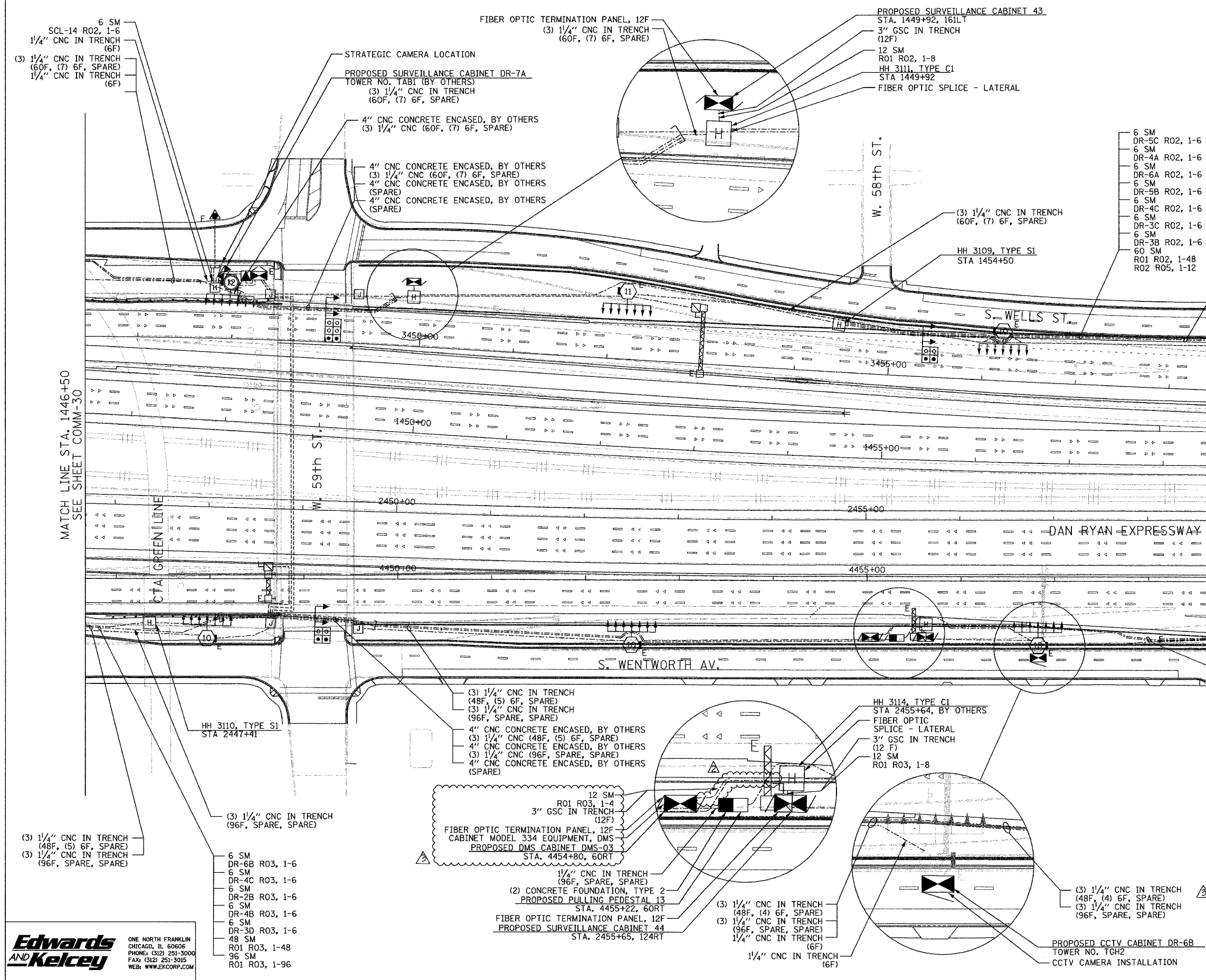
SCALE: 1"=50'
 DATE: October 29, 2004

DRAWN BY: DHI
 CHECKED BY: BA

Edwards AND Kelcey
 ONE NORTH FRANKLIN
 CHICAGO, IL 60606
 PHONE: (312) 251-3000
 FAX: (312) 251-3015
 WEB: WWW.EKCORP.COM

11/23/2004 11:33:26 AM

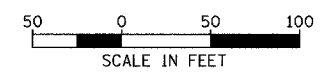
SECTION	COUNTY	TOTAL SHEETS	SHEET NO.
2003-0311	COOK	976	797
STA. 1446+50 TO STA. 1458+50			
FED. ROAD DIST. NO.	ILLINOIS	FED. AID PROJECT	
62583			



MATCH LINE STA. 1446+50 SEE SHEET COMM-30

MATCH LINE STA. 1458+50 SEE SHEET COMM-32

- NOTES:
- SEE DRAWING ME-01 AND ME-02 FOR ELECTRICAL SYSTEMS AND ABBREVIATIONS.
 - UNLESS OTHERWISE STATED, ALL NOTED CABLE AND CONDUIT TO BE FURNISHED AND INSTALLED UNDER THIS CONTRACT.
 - TRENCHED CONDUITS INSTALLED IN PARALLEL ARE TO BE INSTALLED IN COMMON TRENCH.
 - THIS SHEET ONLY DEPICTS INSTALLATION OF COMMUNICATIONS ELEMENTS. REFER TO SHEETS FOR OTHER SUBSYSTEMS FOR ADDITIONAL ELEMENTS IN THE AREA SHOWN.
 - CONTRACTOR TO ROD AND CLEAN EXISTING CONDUITS PRIOR TO INSTALLING AND PULLING INNERDUCTS AND CABLES IN CONDUITS.
 - COMMUNICATIONS CONDUIT SHALL NOT BE INSTALLED IN ELECTRIC HANDHOLES (SEE DETAIL SHEET DT-45).
 - FOR HANDHOLE DETAILS, SEE SHEET DT-44 AND DT-46.



REVISIONS	
NAME	DATE
REVISION	02/11/05

ILLINOIS DEPARTMENT OF TRANSPORTATION
 F.A.I. 94/90 (DAN RYAN EXPRESSWAY)
 31st STREET to I-57

COMMUNICATIONS BACKBONE CONDUIT AND CABLE LAYOUT

SCALE: 1"=50'
 DATE: October 29, 2004

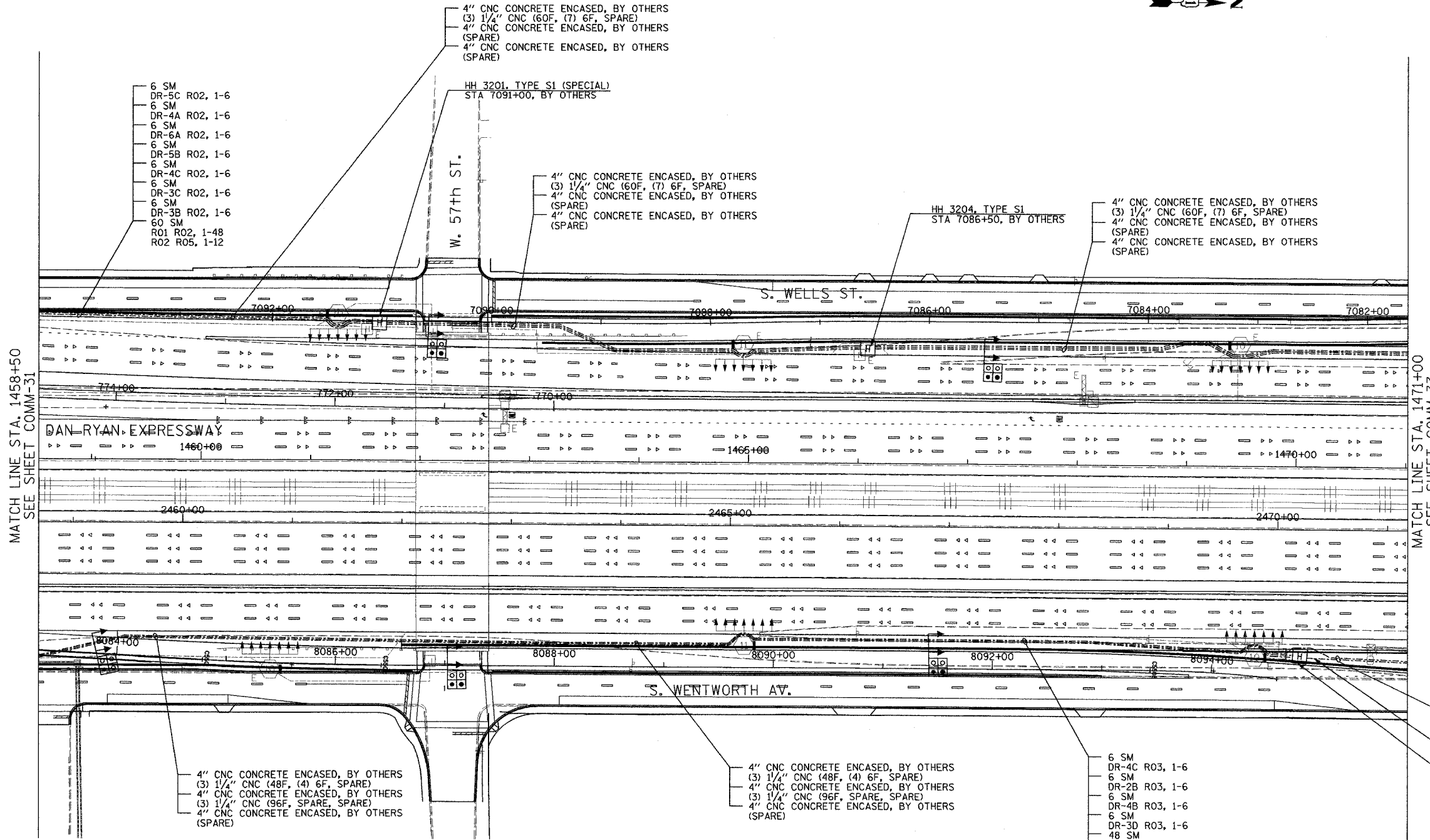
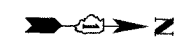
DRAWN BY: DHI
 CHECKED BY: BA

Edwards AND Kelcey

ONE NORTH FRANKLIN
 CHICAGO, IL 60606
 PHONE: (312) 251-3000
 FAX: (312) 251-3015
 WEB: WWW.ECKCORP.COM

02/09/2005 12:23:38 PM


SECTION	COUNTY	TOTAL SHEETS	SHEET NO.
2003-0311	COOK	976	798
STA. 1458+50 TO STA. 1471+00			
FED. ROAD DIST. NO.	ILLINOIS	FED. AID PROJECT	
62583			



MATCH LINE STA. 1458+50
SEE SHEET COMM-31

MATCH LINE STA. 1471+00
SEE SHEET COMM-33

- NOTES:
- SEE DRAWING ME-01 AND ME-02 FOR ELECTRICAL SYSTEMS AND ABBREVIATIONS.
 - UNLESS OTHERWISE STATED, ALL NOTED CABLE AND CONDUIT TO BE FURNISHED AND INSTALLED UNDER THIS CONTRACT.
 - TRENCHED CONDUITS INSTALLED IN PARALLEL ARE TO BE INSTALLED IN COMMON TRENCH.
 - THIS SHEET ONLY DEPICTS INSTALLATION OF COMMUNICATIONS ELEMENTS. REFER TO SHEETS FOR OTHER SUBSYSTEMS FOR ADDITIONAL ELEMENTS IN THE AREA SHOWN.
 - CONTRACTOR TO ROD AND CLEAN EXISTING CONDUITS PRIOR TO INSTALLING AND PULLING INNERDUCTS AND CABLES IN CONDUITS.
 - COMMUNICATIONS CONDUIT SHALL NOT BE INSTALLED IN ELECTRIC HANDHOLES (SEE DETAIL SHEET DT-45).
 - FOR HANDHOLE DETAILS, SEE SHEET DT-44 AND DT-46.



COMM-32

Edwards AND Kelcey
ONE NORTH FRANKLIN
CHICAGO, IL 60606
PHONE: (312) 251-3000
FAX: (312) 251-3015
WEB: WWW.EKCORP.COM

REVISIONS	
NAME	DATE

ILLINOIS DEPARTMENT OF TRANSPORTATION
F.A.I. 94/90 (DAN RYAN EXPRESSWAY)
31st STREET TO I-57

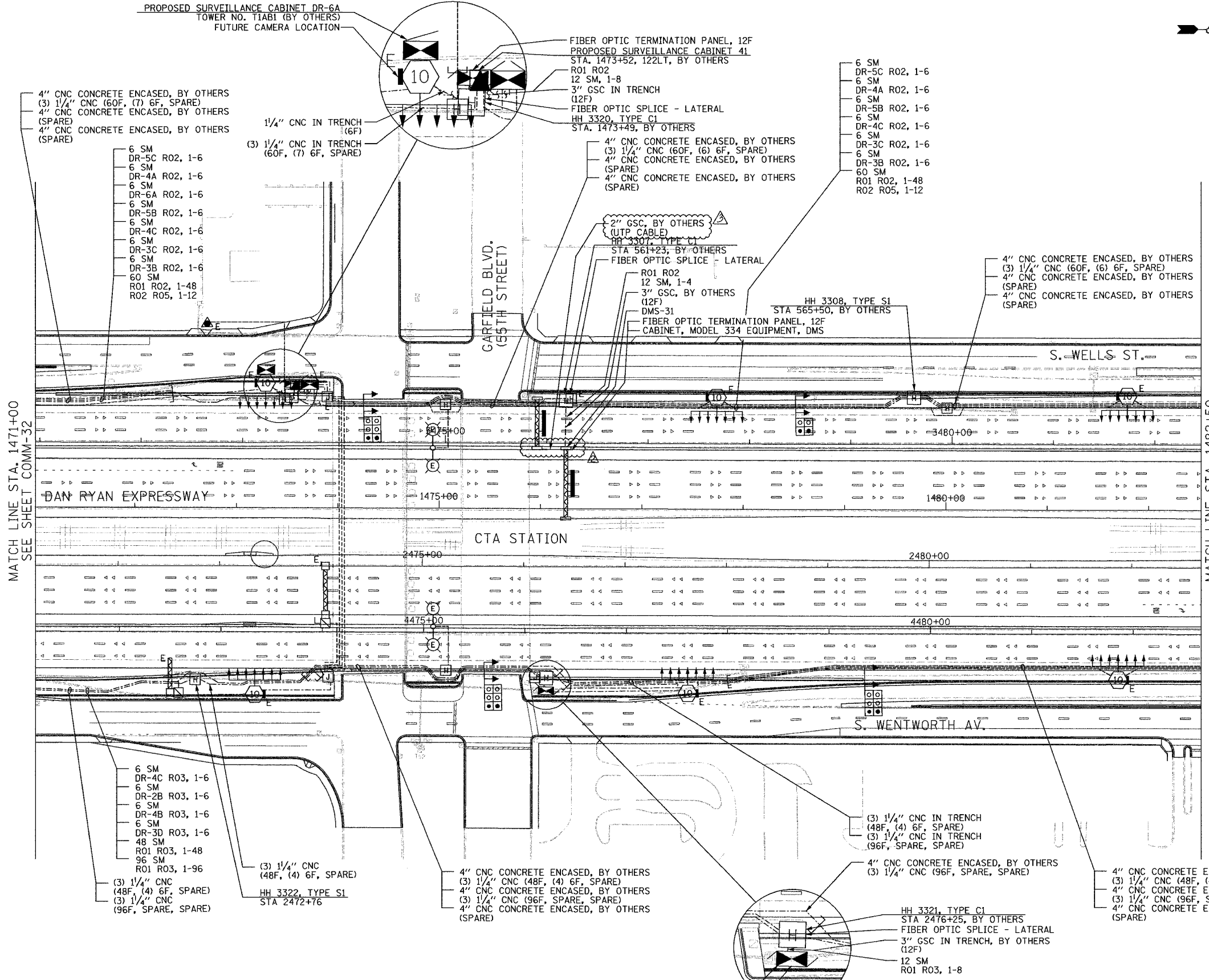
COMMUNICATIONS BACKBONE CONDUIT
AND CABLE LAYOUT

SCALE: 1"=50'
DATE: October 29, 2004

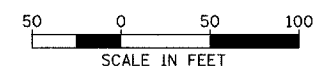
DRAWN BY: DHI
CHECKED BY: BA

10/14/2004 04:05:27 PM

SECTION	COUNTY	TOTAL SHEETS	SHEET NO.
2003-0311	COOK	976	799
STA. 1471+00 TO STA. 1482+50			
FED. ROAD DIST. NO.	ILLINOIS	FED. AID PROJECT	
62583			



- NOTES:
1. SEE DRAWING ME-01 AND ME-02 FOR ELECTRICAL SYSTEMS AND ABBREVIATIONS.
 2. UNLESS OTHERWISE STATED, ALL NOTED CABLE AND CONDUIT TO BE FURNISHED AND INSTALLED UNDER THIS CONTRACT.
 3. TRENCHED CONDUITS INSTALLED IN PARALLEL ARE TO BE INSTALLED IN COMMON TRENCH.
 4. THIS SHEET ONLY DEPICTS INSTALLATION OF COMMUNICATIONS ELEMENTS. REFER TO SHEETS FOR OTHER SUBSYSTEMS FOR ADDITIONAL ELEMENTS IN THE AREA SHOWN.
 5. CONTRACTOR TO ROD AND CLEAN EXISTING CONDUITS PRIOR TO INSTALLING AND PULLING INNERDUCTS AND CABLES IN CONDUITS.
 6. COMMUNICATIONS CONDUIT SHALL NOT BE INSTALLED IN ELECTRIC HANDHOLES (SEE DETAIL SHEET DT-45).
 7. FOR HANDHOLE DETAILS, SEE SHEET DT-44 AND DT-46.



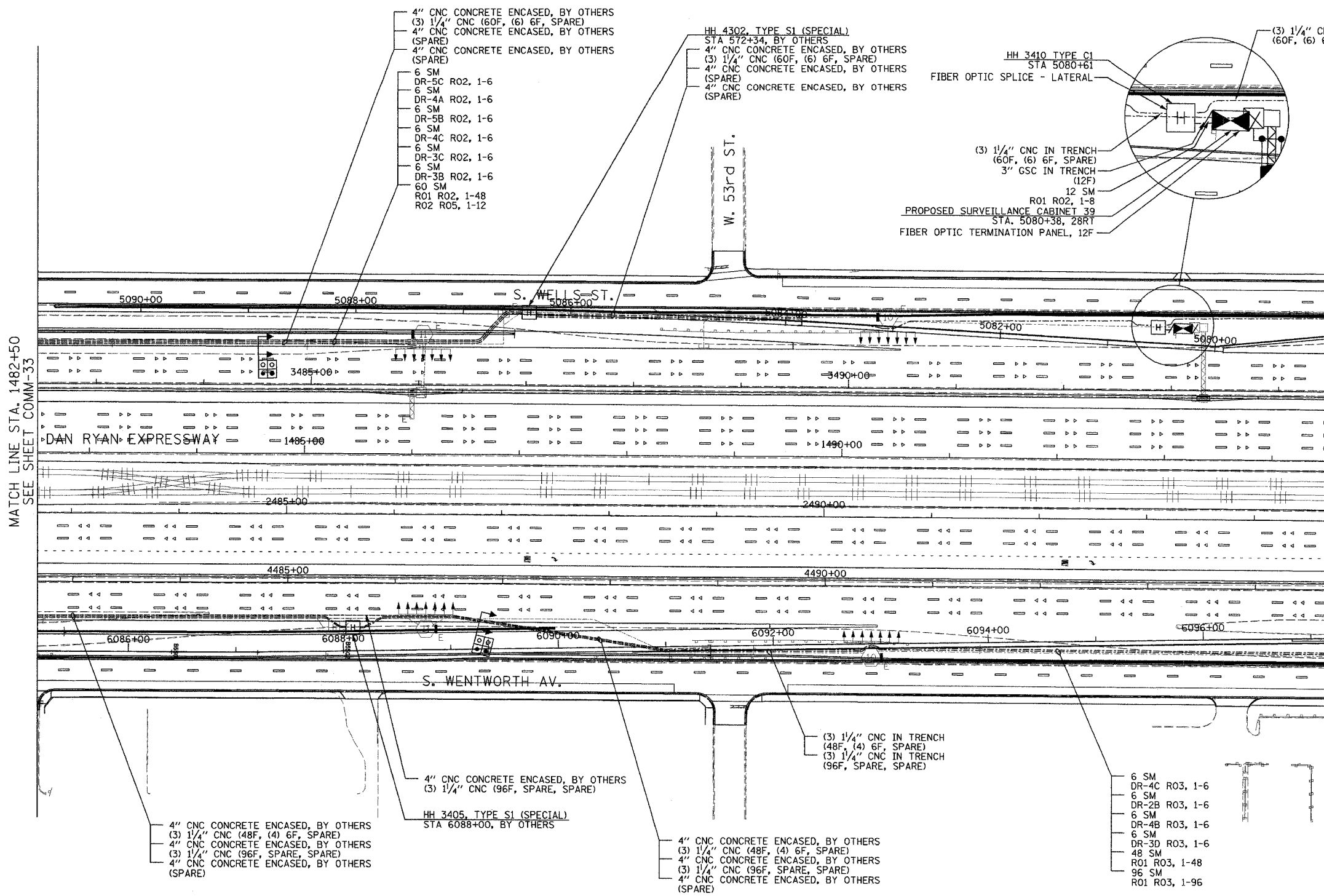
REVISIONS	
NAME	DATE
REVISION	02/11/05

ILLINOIS DEPARTMENT OF TRANSPORTATION
 F.A.I. 94/90 (DAN RYAN EXPRESSWAY)
 31st STREET TO I-57
 COMMUNICATIONS BACKBONE CONDUIT
 AND CABLE LAYOUT
 SCALE: 1"=50'
 DATE: October 29, 2004
 DRAWN BY: DHI
 CHECKED BY: BA

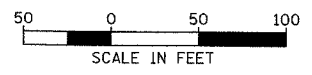
Edwards AND Kelcey
 ONE NORTH FRANKLIN
 CHICAGO, IL 60606
 PHONE: (312) 251-3000
 FAX: (312) 251-3015
 WEB: WWW.EKCORP.COM

F:\030019\0351\T\S\CADD\COMM\20333E.SIT 12/11/05 12:17 PM

SECTION	COUNTY	TOTAL SHEETS	SHEET NO.
2003-0311	COOK	976	800
STA. 1482+50	TO STA. 1494+50		
FED. ROAD DIST. NO.	ILLINOIS	FED. AID PROJECT	
62583			



- NOTES:
- SEE DRAWING ME-01 AND ME-02 FOR ELECTRICAL SYSTEMS AND ABBREVIATIONS.
 - UNLESS OTHERWISE STATED, ALL NOTED CABLE AND CONDUIT TO BE FURNISHED AND INSTALLED UNDER THIS CONTRACT.
 - TRENCHED CONDUITS INSTALLED IN PARALLEL ARE TO BE INSTALLED IN COMMON TRENCH.
 - THIS SHEET ONLY DEPICTS INSTALLATION OF COMMUNICATIONS ELEMENTS. REFER TO SHEETS FOR OTHER SUBSYSTEMS FOR ADDITIONAL ELEMENTS IN THE AREA SHOWN.
 - CONTRACTOR TO ROD AND CLEAN EXISTING CONDUITS PRIOR TO INSTALLING AND PULLING INNERDUCTS AND CABLES IN CONDUITS.
 - COMMUNICATIONS CONDUIT SHALL NOT BE INSTALLED IN ELECTRIC HANDHOLES (SEE DETAIL SHEET DT-45).
 - FOR HANDHOLE DETAILS, SEE SHEET DT-44 AND DT-46.



COMM-34

REVISIONS	
NAME	DATE

ILLINOIS DEPARTMENT OF TRANSPORTATION
 F.A.I. 94/90 (DAN RYAN EXPRESSWAY)
 31st STREET to I-57

COMMUNICATIONS BACKBONE CONDUIT
 AND CABLE LAYOUT

SCALE: 1"=50'
 DATE: October 29, 2004

DRAWN BY: DHI
 CHECKED BY: BA

Edwards AND Kelcey

ONE NORTH FRANKLIN
 CHICAGO, IL 60606
 PHONE: (312) 251-3000
 FAX: (312) 251-3015
 WEB: WWW.EKCORP.COM

10/14/2004 01:11:22 PM