

62842

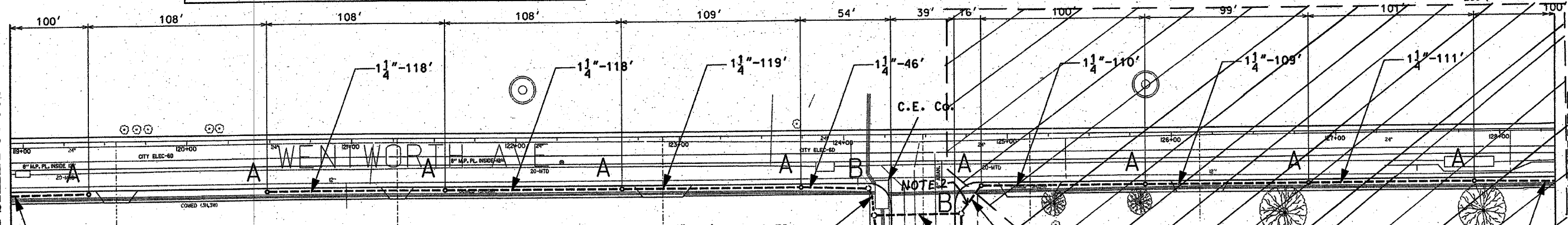
F. A. RTE	SECTION	COUNTY	TOTAL SHEETS	SHEET NO
90/94	*	COOK	31	20
STA. 118+95	TO STA. 135+65			
FED. ROAD DIST. NO. 1		ILLINOIS	FED AID PROJECTS	

NOTE: CONTRACTOR IS TO CONTACT ALL UTILITY COMPANIES TO VERIFY EXACT LOCATION OF UNDERGROUND UTILITIES PRIOR TO START OF CONSTRUCTION WORK. MOVE FOUNDATIONS AND CONDUIT RUNS ACCORDINGLY.



MATCH LINE
STATION 118+95
SEE SHEET 04-008

MATCH LINE
STATION 128+35



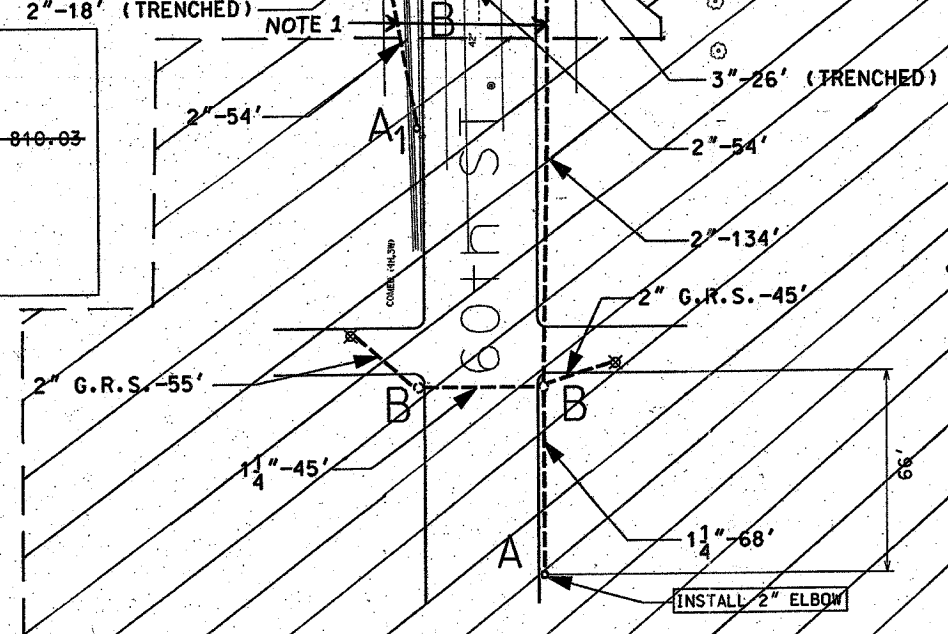
- 1 1/4" DIRECT BORED CONDUIT SCHEDULE #80 AS PER IDOT ARTICLE 810.03
- 2" DIRECT BORED CONDUIT SCHEDULE #80 AS PER IDOT ARTICLE 810.03
- 2" CONDUIT SCHEDULE #40 INSTALLED IN TRENCH AS PER IDOT ARTICLE 810.03
- 2" GALVANIZED RIGID STEEL CONDUIT INSTALLED IN TRENCH AS PER IDOT ARTICLE 810.03
- 3" CONDUIT SCHEDULE #40 INSTALLED IN TRENCH AS PER IDOT ARTICLE 810.03
- HAND HOLE - 30" x 36" WITH 24" FRAME AND COVER
- CONCRETE FOUNDATION - 5' x 20", 10" B.C., 1" ANCHOR RODS
- OFFSET CONCRETE FOUNDATION - 5' x 20", 10" B.C., 1" ANCHOR RODS
- 2" GALVANIZED RIGID STEEL ELBOW ON STRUCTURE

NOTES: CONTRACTOR IS TO INSTALL UNDERGROUND CONDUIT AND PULL ROPE BETWEEN FOUNDATIONS AS WELL AS PERFORM THE FOLLOWING WORK ITEMS ACCORDING TO BUREAU OF ELECTRICITY SPECIFICATIONS:

"A" - INSTALL 20" x 5' FOUNDATION, 10" B.C., 1" ANCHOR RODS AS PER DRAWING No. 565, FLUSH IN CONCRETE SIDEWALK, 2' OFF FACE OF CURB, UNLESS NOTED OTHERWISE.

"A₁" - INSTALL 20" x 5' OFFSET FOUNDATION, 10" B.C., 1 1/4" ANCHOR RODS SIMILAR AS PER DRAWING No. 937, 2' OFF FACE OF CURB, UNLESS NOTED OTHERWISE. BUILD FOUNDATION FLUSH WITH SIDEWALK.

"B" - INSTALL 30" HANDHOLE AS PER DRAWING NO. 867 WITH 24" FRAME AND COVER.

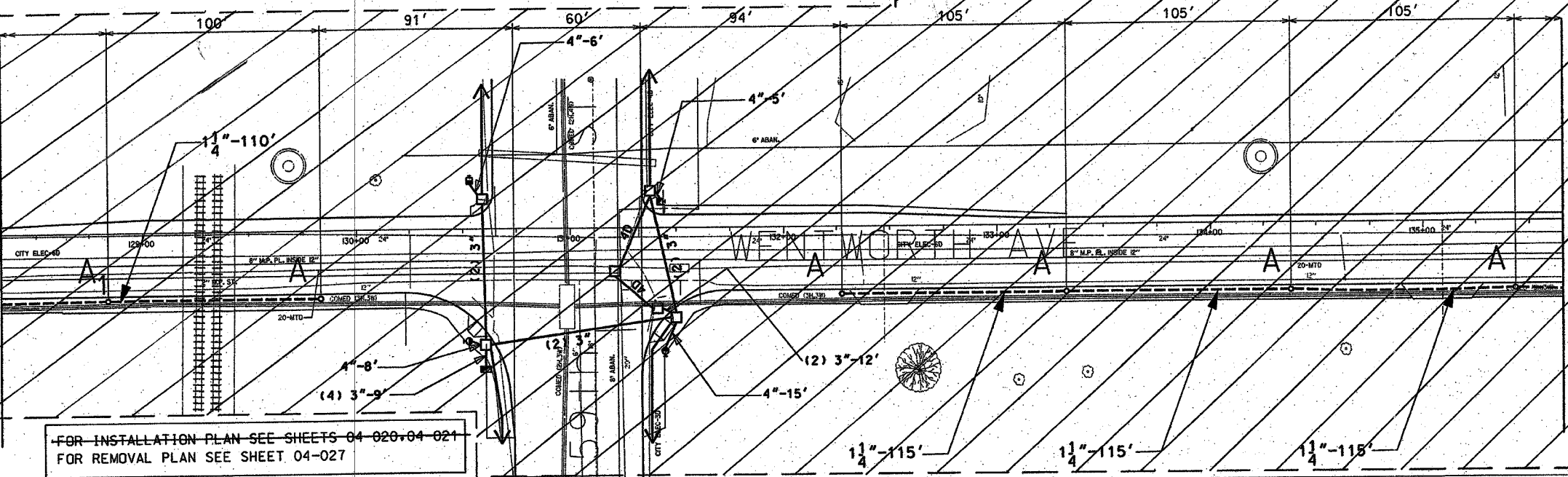


NOT INCLUDED IN THIS CONTRACT

- NOTES:
1. PROVIDE A ONE FOOT CONDUIT STUB AT HANDHOLE IN THE DIRECTION AS SHOWN ON THIS DRAWING. PROVIDE A CONDUIT CAP FOR THE CONDUIT STUB. THE CONDUIT CAP WILL BE INCLUDED IN THE UNIT PRICE FOR THE CONDUIT OF SPECIFIED TYPE AND DIAMETER. NO SEPARATE PAYMENT WILL BE MADE.
 2. INTERCEPT EXISTING CONDUIT STUB AT THE FOUNDATION OF THE EXISTING LIGHTING UNIT.

MATCH LINE
STATION 128+35

MATCH LINE
STATION 135+65
SEE SHEET 04-010



FOR INSTALLATION PLAN SEE SHEETS 04-020-04-021
FOR REMOVAL PLAN SEE SHEET 04-027

CITY OF CHICAGO DEPT. OF STREETS AND SANITATION BUREAU OF ELECTRICITY DIVISION OF ELECTRICAL ENGINEERING	
DRAFTSMAN: P.R.S./ B.T.G.	ENGINEER: P.R.S./ B.T.G.
CHIEF DRAFTSMAN: ROBERT CARTER	ENGINEER: ROBERT CARTER
SUPERVISING ENGINEER: ELEC. DESIGN ENGR.	
DWG. NO. 04-009	
ENGINEER OF ELECTRICITY:	
GEN'L SUPT. OF ELECTRICITY:	
DEPUTY COMMISSIONER:	
SIZE: 22" x 36"	SCALE: 1"=30' DATE: 1/20/04
ILLINOIS DEPARTMENT OF TRANSPORTATION F.A.I. 90/94 (DAN RYAN EXPRESSWAY) 63rd St. TO 59th St. (FRONTAGE ROADS)	
STREET LIGHTING UNDERGROUND CONDUIT FACILITIES	
SCALE: 1" = 30'	DRAWN BY: B.T.G.
DATE: February 11, 2005	CHECKED BY: O.L.

REVISIONS	
NAME	DATE