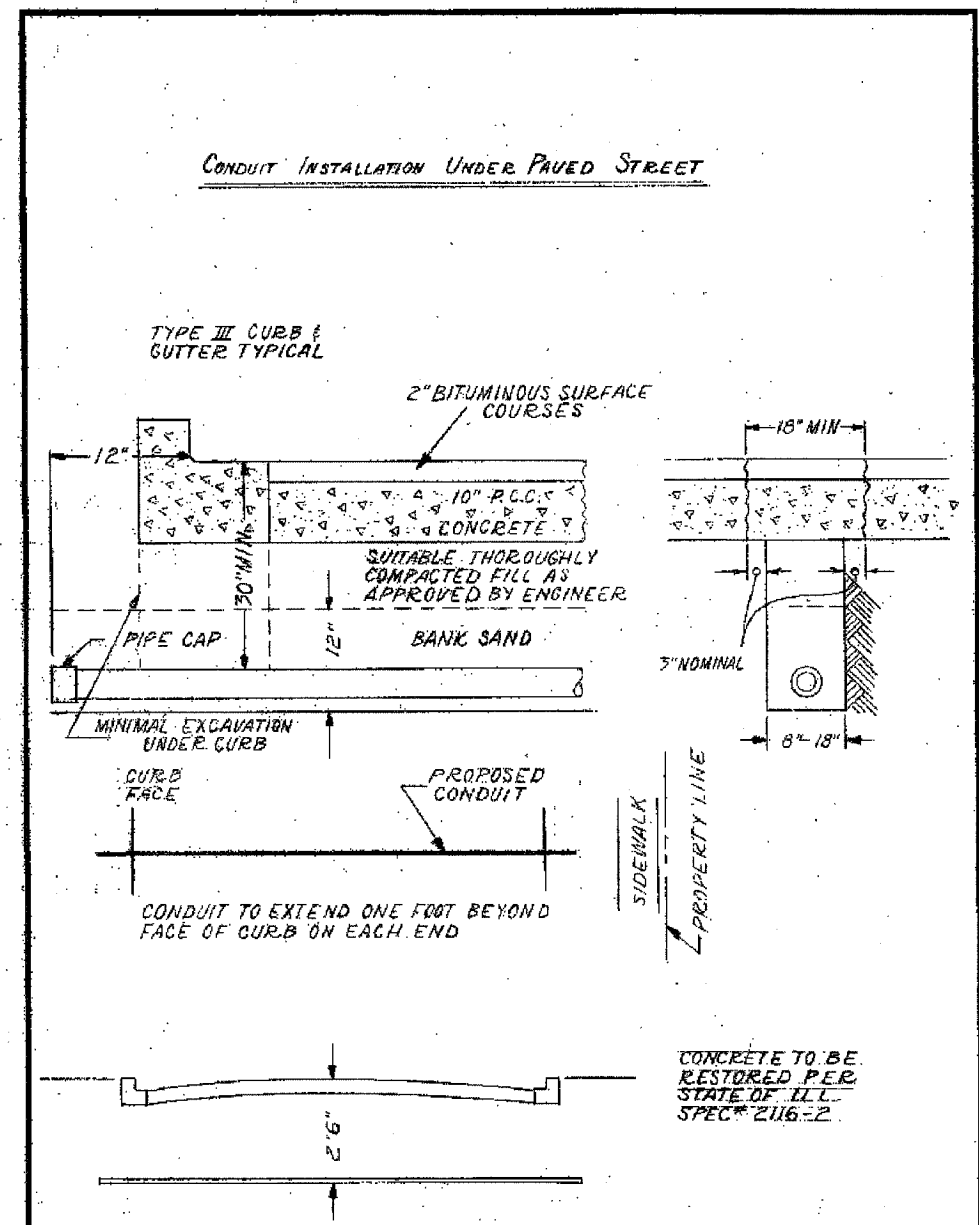



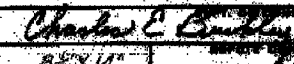
F.A.I. RTE.	SECTION	COUNTY	TOTAL SHEETS	SHEET NO.
90/94	2004-101 I	COOK	31	24
STA.	TO STA.			
FED. ROAD DIST. NO. 1	ILLINOIS FED. AID PROJECT			

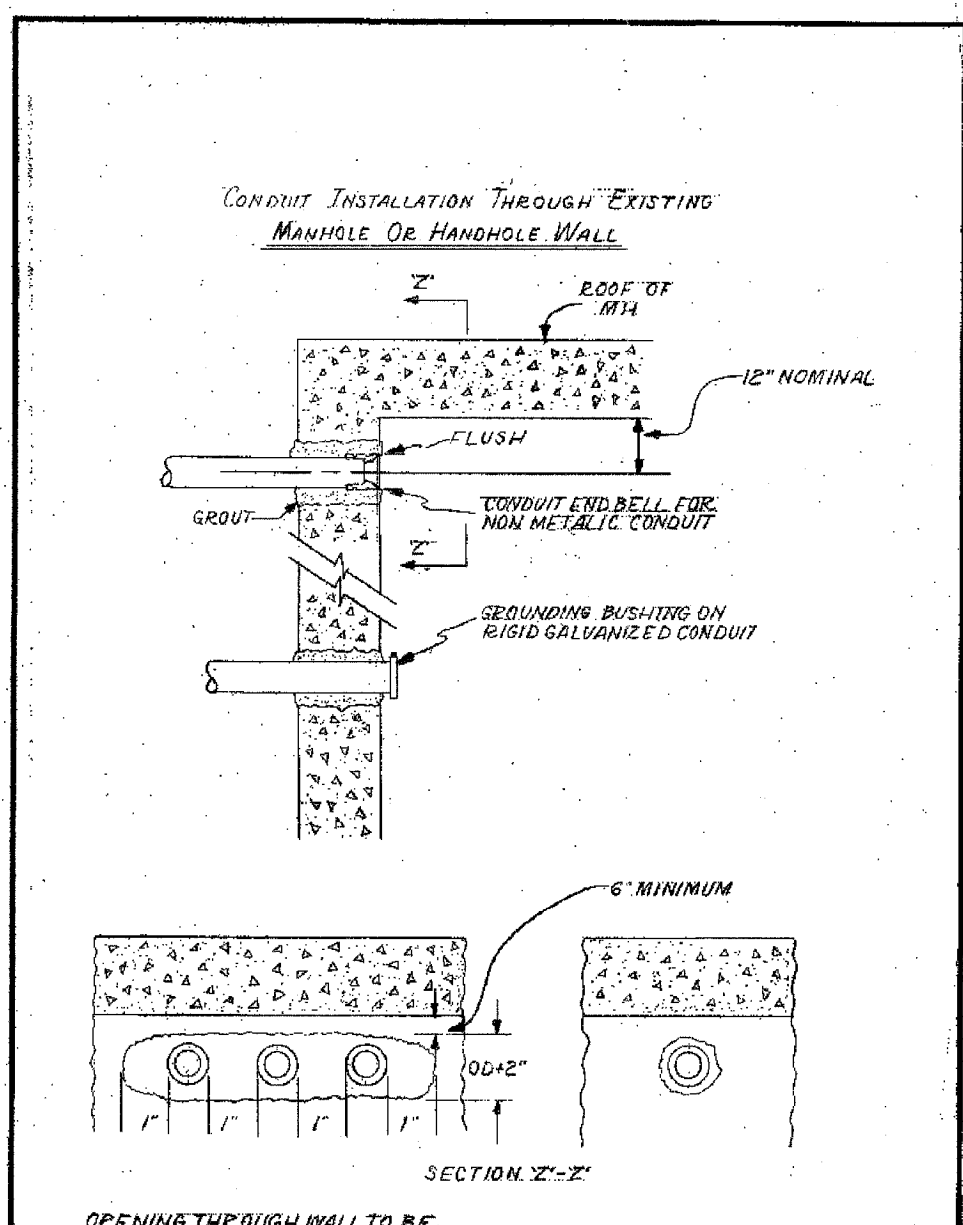
62842



*INSTALLATION METHOD OF  
INSTALLING CONDUIT UNDER  
PAVED ROADWAY*



**CITY OF CHICAGO**  
DEPT. OF STREETS AND SANITATION  
BUREAU OF ELECTRICITY  
DIVISION OF ELECTRICAL ENGINEERING

DRAWN A.M. JOHNSON	CHECKED R. SYCOWSKI	DESIGNED E.L. MARTIN
 THOMAS WILDER ENGINEER OF ELECTRICITY		813 DESIGNED
 CHARLES E. BENTLEY ENGINEER OF ELECTRICITY		8 1/2 X 14 SCALE: N.T.S.



*INSTALLATION METHOD OF  
INSTALLING CONDUIT THRU  
MANHOLE WALL*

**CITY OF CHICAGO**  
DEPT. OF STREETS AND SANITATION  
BUREAU OF ELECTRICITY  
DIVISION OF ELECTRICAL ENGINEERING

DRAWN A.M. JOHNSON	CHECKED R. SYCOWSKI	DESIGNED E.L. MARTIN
 THOMAS WILDER ENGINEER OF ELECTRICITY		814 DESIGNED
 CHARLES E. BENTLEY ENGINEER OF ELECTRICITY		8 1/2 X 14 SCALE: N.T.S.

OPENING THROUGH WALL TO BE KEPT TO MINIMUM SIZE TO ADMIT CONDUIT AND SUFFICIENT GROUT TO ASSURE SEALING WALL.

REVISIONS	
NAME	DATE

\12bch-117\F40468\F40468-1\6614-CIT-95-51\CONTRACT\9012\BOE09020022A.dwg 03/02/2005 09:34:25 AM