CONTRACT NO. 66533

F.A.S. RTE.	SECTION	COUNTY	TOTAL SHEETS	SHEET NO.
1517	IN	MCLEAN	21	14
STA.		TO STA.		
FED. ROAD DIST. NO.	ILLINOIS	FED. AID PROJECT		

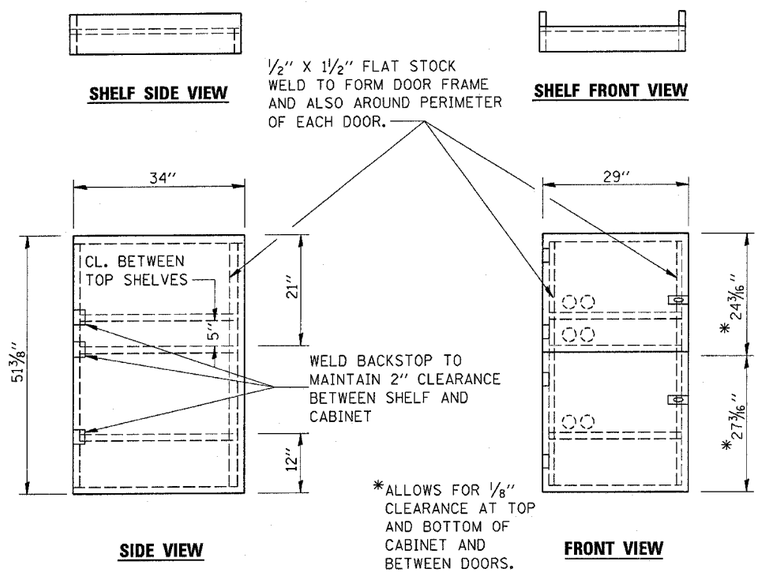

NOTES:

1. USE 16 GAUGE STEEL FOR CABINET.
2. THE TOP SHELF SHALL SLIDE IN OR OUT WITH THE TOP DOOR OPEN.
3. ALL HINGES AND HASPS WILL BE WELDED TO THE CABINET.
4. ALL EDGES SHALL BE GROUND SMOOTH.
5. TWO (2" DIA.) ACCESS HOLES WILL BE REQUIRED FOR EACH SHELF.
6. CABINET SHALL BE PAINTED WITH TWO COATS OF FLAT PAINT.
7. 2 EACH MATCHING KEY PADLOCKS, WITH 3 KEYS PROVIDED, MASTER MODEL 3 T OR EQUIVALENT.
8. 4 EACH PLAIN STEEL, NON-REMOVABLE PIN, NO HOLE 4"X4" SQUARE CORNER HINGES TO BE WELDED ON.
9. 2 EACH EXTRA HEAVY, PLAIN STEEL, FIXED STAPLE, NO HOLE, 7 1/4 " HASPS TO BE WELDED ON.

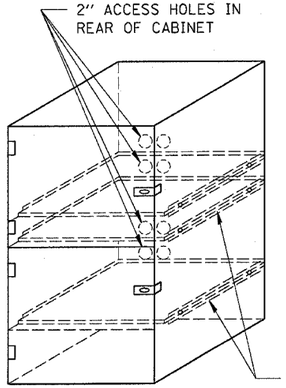

LOCKABLE COMPUTER CABINET

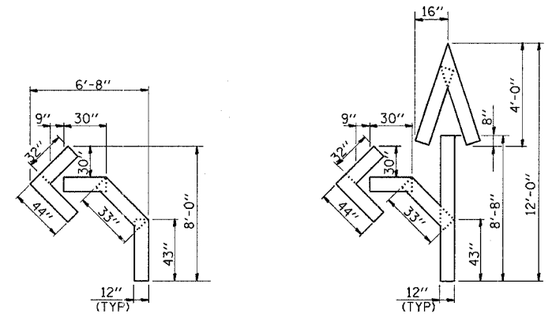

QUANTITY
12" LINE = 16 LIN. FT.
OR 4" LINE = 48 LIN. FT.

QUANTITY
12" LINE = 29 LIN. FT.
OR 4" LINE = 87 LIN. FT.

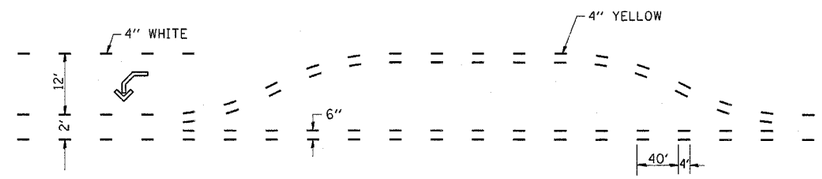

SHORT-TERM PAVEMENT MARKING FOR MEDIANS AND ARROWS

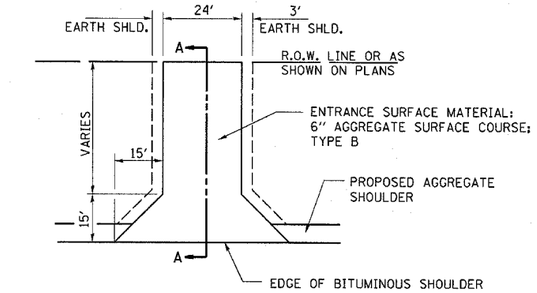

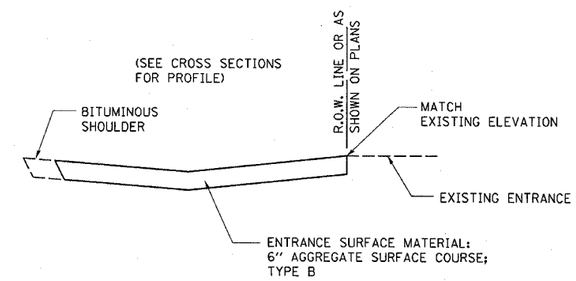

FIELD ENTRANCE DETAIL

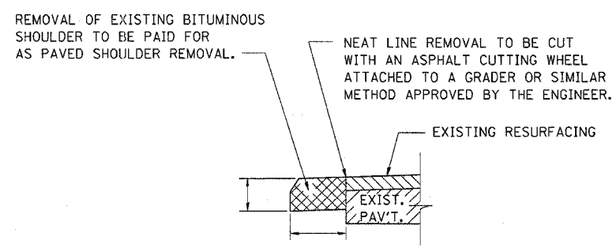

REMOVAL OF EXISTING BITUMINOUS SHOULDER

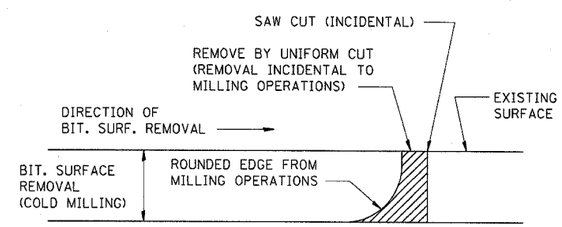

NOTE: WHEN MILLING OPERATIONS PRODUCE A ROUNDED EDGE, THEN A SAW CUT SHALL BE USED TO MANUFACTURE A PERPENDICULAR EDGE AS SHOWN IN THE DETAIL. THE ENGINEER SHALL BE THE SOLE JUDGE CONCERNING THE USE OF THIS DETAIL

BITUMINOUS DETAIL AT BUTT JOINTS

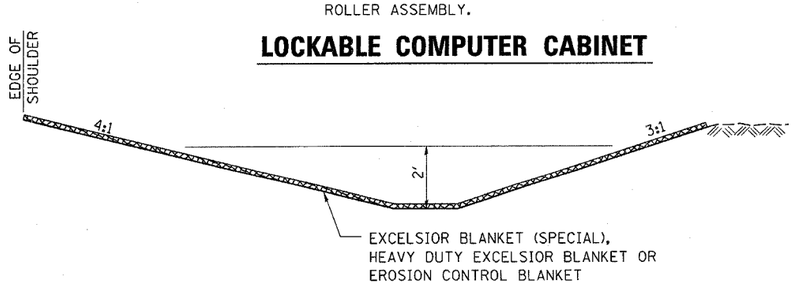

EROSION CONTROL BLANKETS

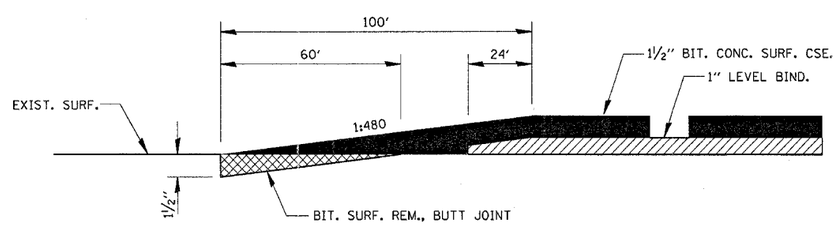

TAPER DETAIL AT BUTT JOINT

REVISIONS NAME	DATE

ILLINOIS DEPARTMENT OF TRANSPORTATION

DETAILS

SCALE: VERT. HORIZ.

DATE

DRAWN BY

CHECKED BY