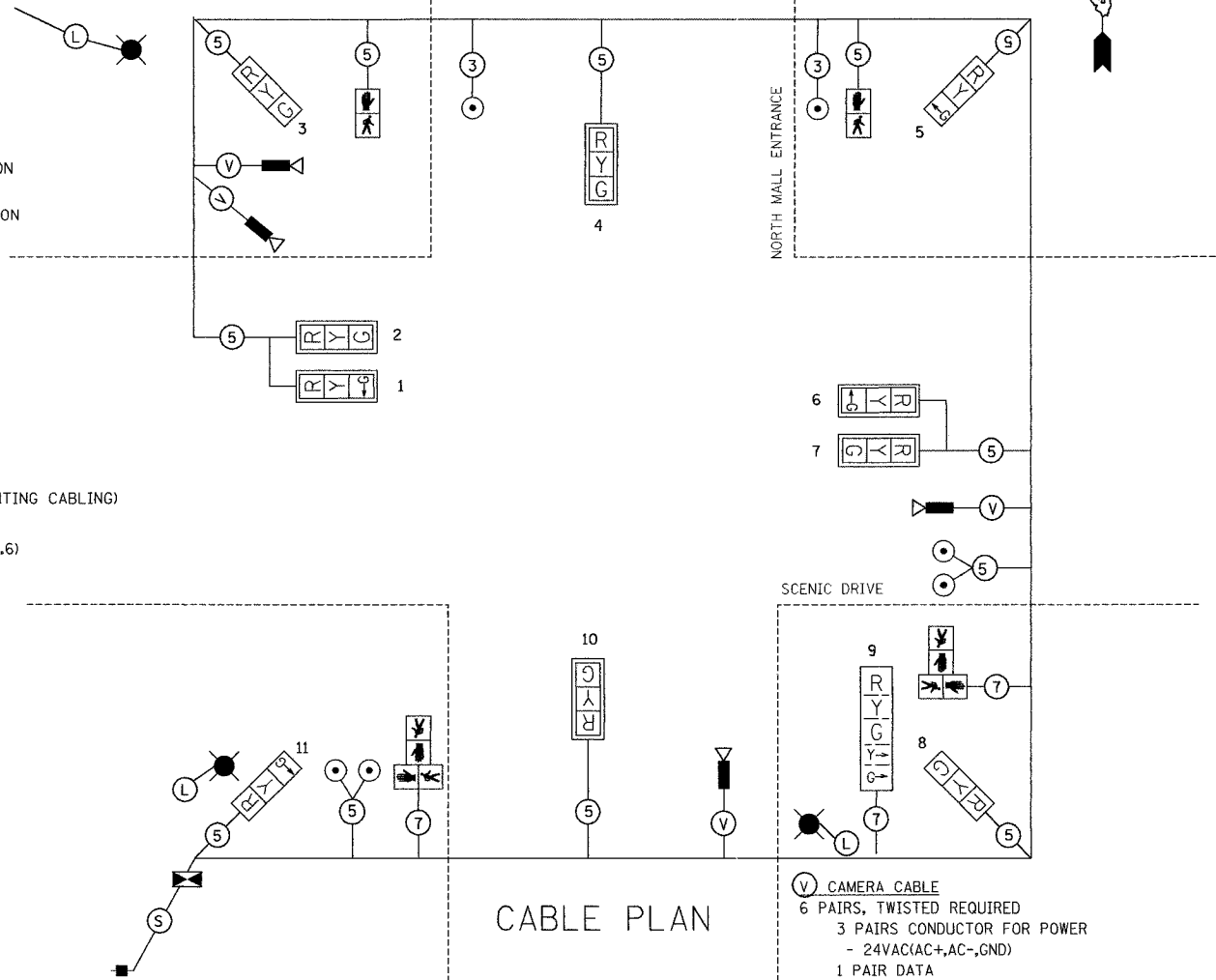


F.A. RTE.	SECTION	COUNTY	TOTAL SHEETS	SHEET NO.
74	(72-7)R-3	PEORIA	1360	346
STA.		TO STA.		
FED. ROAD DIST. NO.		ILLINOIS FED. AID PROJECT		

PROPOSED TRAFFIC SIGNALS LEGEND

- PROPOSED CABLE CONDUCTORS (ALL CABLES NO. 14, EXCEPT AS INDICATED)
- ←Y LEFT TURN YELLOW
- ←G LEFT TURN GREEN
- PED PUSH BUTTON
- VIDEO DETECTION CAMERA
- ☒ TRAFFIC CONTROLLER
- ☐ EXISTING SERVICE INSTALLATION
- PROPOSED SERVICE INSTALLATION
- ⤴ WALK/DON'T WALK SECTION
- RYG TRAFFIC SIGNAL W/BACKPLATE
- ☼ STREET LIGHTING LUMINAIRE
- L LUMINAIRE CABLES (SEE LIGHTING PLANS FOR LIGHTING CABLING)
- S SERVICE CABLES (600V XLP-TYPE USE 3-1/C NO.6)



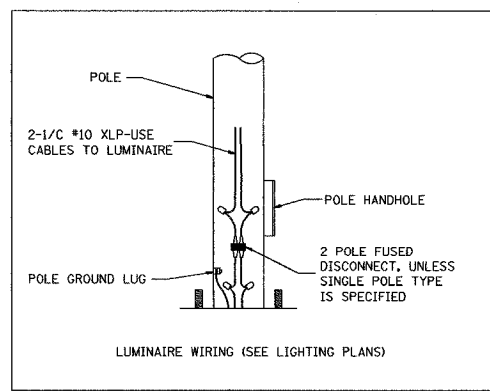
CABLE PLAN

○ CAMERA CABLE
 6 PAIRS, TWISTED REQUIRED
 3 PAIRS CONDUCTOR FOR POWER - 24VAC(AC+,AC-,GND)
 1 PAIR DATA
 1 PAIR COMPOSITE VIDEO
 1 PAIR DETECTOR DATA

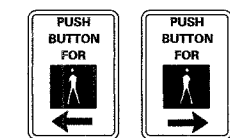
OVERALL SHIELD
 MINIMUM 16AWG (PAIRS)
 (TO BE INCLUDED IN THE BID PRICE FOR VEHICLE VIDEO DETECTION SYSTEM)

SCHEDULE OF QUANTITIES

DESCRIPTION	UNITS	Mail Ent
SERVICE INSTALLATION, TYPE B	EACH	1
CONCRETE HANDHOLE	EACH	3
CONCRETE DOUBLE HANDHOLE	EACH	1
LUMINAIRE, SODIUM VAPOR, HORIZONTAL MOUNT, 400 WATT	EACH	3
TRAFFIC SIGNAL BACKPLATE, LOUVERED	EACH	6
PEDESTRIAN PUSH BUTTON	EACH	6
CONDUIT IN TRENCH, 80 MM DIA., PVC	METER	90
CONDUIT IN TRENCH, 75 MM DIA., PVC	METER	12
CONDUIT IN TRENCH, 90 MM DIA., PVC	METER	45
CONDUIT IN TRENCH, 100 MM DIA., PVC	METER	36
TRENCH AND BACKFILL FOR ELECTRICAL WORK	METER	89
ELECTRIC CABLE IN CONDUIT, SIGNAL NO. 14 3C	METER	150
ELECTRIC CABLE IN CONDUIT, SIGNAL NO. 14 5C	METER	560
ELECTRIC CABLE IN CONDUIT, SIGNAL NO. 14 7C	METER	110
ELECTRIC CABLE IN CONDUIT, 600V 3-1/C NO. 6	METER	20
STEEL MAST ARM ASSEMBLY AND POLE 6.71 METER	EACH	1
STEEL COMBINATION MAST ARM ASSEMBLY AND POLE 9.14 METER	EACH	1
STEEL COMBINATION MAST ARM ASSEMBLY AND POLE 10.97 METER	EACH	1
STEEL COMBINATION MAST ARM ASSEMBLY AND POLE 12.19 METER	EACH	1
CONCRETE FOUNDATION, TYPE D	METER	1.22
CONCRETE FOUNDATION, TYPE E 750MM DIAMETER	METER	3.0
CONCRETE FOUNDATION, TYPE E 900MM DIAMETER	METER	10.2
SIGNAL HEAD, L.E.D., 1-FACE, 3-SECTION, MAST ARM MOUNTED	EACH	6
SIGNAL HEAD, L.E.D., 1-FACE, 3-SECTION, BRACKET MOUNTED	EACH	4
SIGNAL HEAD, L.E.D., 1-FACE, 5-SECTION, BRACKET MOUNTED	EACH	1
PEDESTRIAN SIGNAL HEAD, L.E.D., 2-FACE, BRACKET MOUNTED	EACH	6
VIDEO VEHICLE DETECTION SYSTEM (4 CAMERA)	EACH	1
FULL ACTUATED CONTROLLER AND TYPE IV CABINET	EACH	1
TRANSCIVER-FIBER OPTIC	EACH	1
BATTERY BACKUP SYSTEM WITH CABINET	EACH	1



PEDESTRIAN CROSSING SIGN DETAIL



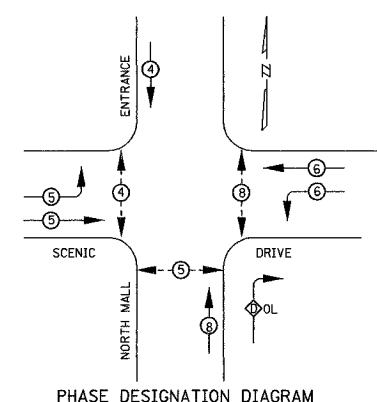
DIMENSIONS: 305 (TYP.) x 230 (TYP.)
 LENGND AND BORDER: REFLECTORIZED BLACK
 BACKGROUND: REFLECTORIZED WHITE

ONE SIGN SHALL BE PROVIDED FOR EACH PUSH-BUTTON, ORIENTATION OF DIRECTIONAL ARROWS TO BE DETERMINED BY PUSH-BUTTON LOCATION

ALL MOUNTING HARDWARE SHALL BE STAINLESS STEEL CONSTRUCTION. ALL MOUNTING BOLTS SHALL BE HEX HEAD. MATERIALS AND INSTALLATION OF THIS SIGN SHALL BE INCLUDED IN THE COST OF PEDESTRIAN PUSHBUTTON.

CONSTRUCTION NOTES:

- ALL TRAFFIC SIGNALS AND PEDESTRIAN SECTIONS SHALL HAVE 300MM (12") SINGLE LED LENSES.
- THE RED SECTIONS OF THE SIGNAL HEADS SHARING THE SAME MAST ARM SHALL BE LEVEL WITH ONE ANOTHER AND MAINTAIN A 4.88 METER (16') MINIMUM CLEARANCE FROM THE HIGHEST POINT OF THE ROADWAY.
- THE PROPOSED MAST ARM MOUNTED TRAFFIC SIGNAL HEADS SHALL BE MOUNTED DIRECTLY OVER THE CENTER OF THEIR RESPECTIVE LANES.
- ALL TRAFFIC SIGNAL HEAD BRACKETS SHALL BE ALUMINUM, NATURAL FINISH, SCHEDULE 80.
- ALL TRAFFIC SIGNAL POSTS AND BASES SHALL BE GALVANIZED STEEL.
- PROPOSED HANDHOLES SHALL BE CAST IN PLACE CONCRETE HANDHOLES.
- THE HANDHOLE SHALL BE CONSTRUCTED SO THAT THE TOP OF THE FRAME WILL BE FLUSH WITH THE SURFACE OF THE MEDIAN, SIDEWALK, OR GROUND LINE.
- THE LOCATION OF ALL UTILITIES SHALL BE FIELD VERIFIED BY THE CONTRACTOR BEFORE THE INSTALLATION OF ANY TRAFFIC SIGNAL COMPONENTS.
- COILABLE POLYETHYLENE DUCT MAY BE SUBSTITUTED FOR PVC CONDUIT PUSHED OR TRENCHED.
- ARTICLE 815.03 (D) CALLS FOR CABLE MARKING TAPE TO BE INSTALLED AS PART OF "TRENCH AND BACKFILL FOR ELECTRICAL WORK". THIS REQUIREMENT IS WAIVED.
- 12AWG, STRANDED THHN, INSULATED ORANGE TRACER CABLE IS TO BE PULLED INTO ALL CONDUITS THAT CONTAIN FIBER OPTIC CABLE. THIS WORK SHALL BE DONE AT THE SAME TIME THE FIBER OPTIC CABLE IS PULLED. THIS WORK SHALL BE CONSIDERED INCLUDED IN THE PRICE FOR FIBER OPTIC CABLE IN CONDUIT.
- THE TRAFFIC SIGNAL CONTROLLER SHALL BE ORIENTED SO THAT THE DOOR IS FACING AWAY FROM TRAFFIC.
- THE DOUBLE HANDHOLE SHALL NOT BE USED IN LIEU OF THE CONTROLLER FOUNDATION PAD.
- THE CONTRACTOR MAY ELECT TO PUSH A CONDUIT THAT IS SHOWN TO BE TRENCHED ON THE PLANS. THIS WORK WILL BE MEASURED FOR PAYMENT AND PAID FOR AS CONDUIT IN TRENCH OF THE TYPE AND SIZE SPECIFIED AND TRENCH AND BACKFILL FOR ELECTRICAL WORK.
- THE LOCATIONS FOR HANDHOLES AND MAST ARM FOUNDATIONS ARE PROVIDED FOR REFERENCE ONLY. THE ENGINEER OF TRAFFIC SHALL BE NOTIFIED FOR LOCATION VERIFICATION BEFORE INSTALLATION.
- ALL SURPLUS MATERIALS SHALL BE DISPOSED OF IN ACCORDANCE WITH ARTICLE 202.03 OF THE STANDARD SPECIFICATIONS.
- LUMINAIRES AND POLES SHALL BE REMOVED BY OTHERS.
- ANY MAINTENANCE OF EXISTING TRAFFIC SIGNALS SHALL BE CONSIDERED AS EXTRA WORK IN ACCORDANCE WITH ARTICLE 109.04 OF THE STANDARD SPECIFICATIONS.
- THE PROPOSED LIGHT STANDARD SHALL HAVE A 3.6 METER (12') DAVIT ARM.




- LEGEND
- VEHICULAR PHASE
 - OL OVERLAP
 - PEDESTRIAN PHASE
 - * NUMBER REFERS TO ASSOCIATED PHASE

OVERLAP D = 6+8

SPLIT PHASING ON SCENIC DRIVE
 CONTROLLER SPECIFIED: ECONOLITE ASC-2S/2100 TS-2 TYPE 2

REVISIONS	
NAME	DATE

ILLINOIS DEPARTMENT OF TRANSPORTATION
 PROPOSED CABLE
 DIAGRAM
 NORTH MALL ENTRANCE AND SCENIC DRIVE
 DRAWN BY JUS
 CHECKED BY GCY
 DATE 11/12/04



sp0003-1bw.b.dgn