

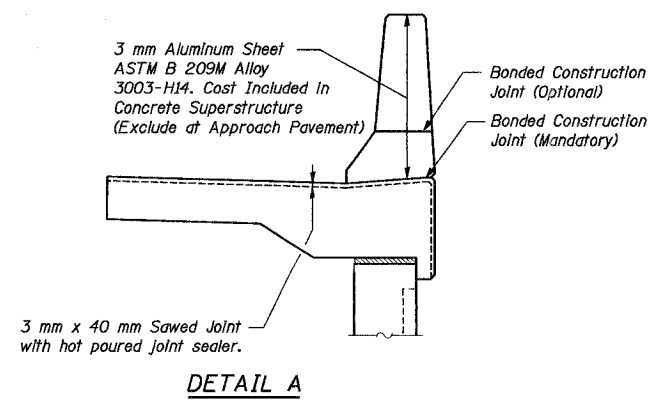
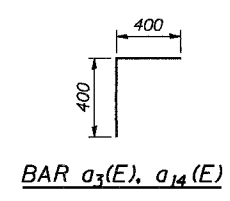
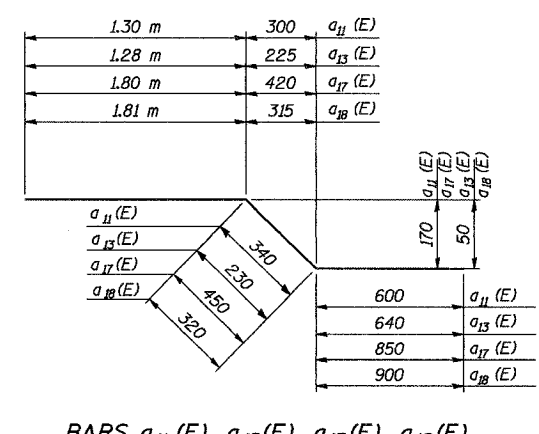
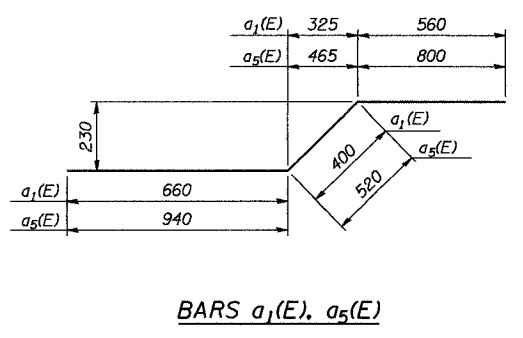
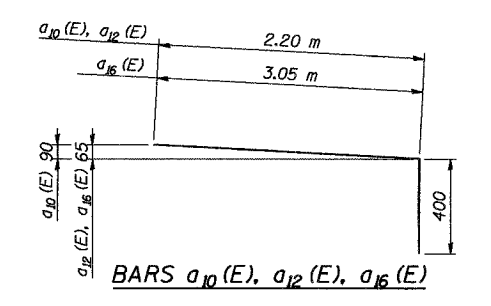
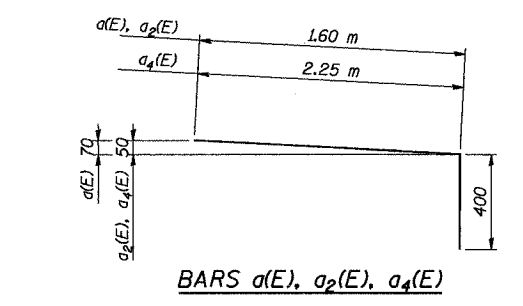
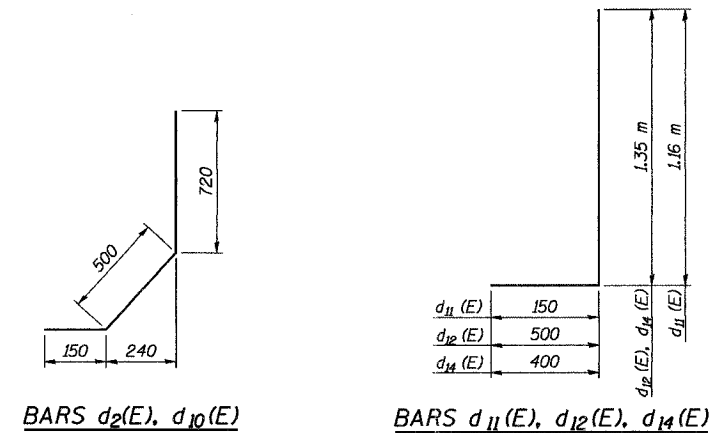
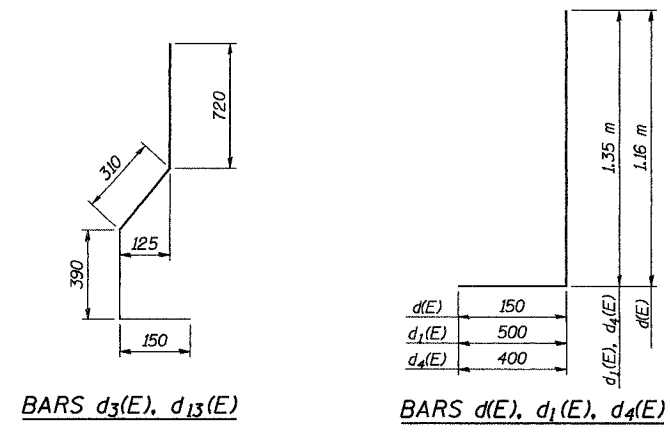
ROUTE NO.	SECT.	COUNTY	SHEET NO.	TOTAL SHEETS
F.A.I. 74	(72-7) R-3	PEORIA	602	1360
FED. ROAD DIST. NO. 7	ILLINOIS	FED. AID PROJECT	CONTRACT NO. 68200	

BILL OF MATERIAL
South Wall

Bar	No.	Size	Length (m)	Shape
a(E)	118	15	2.00	┌
a ₁ (E)	151	15	1.62	┌
a ₂ (E)	33	15	2.00	┌
a ₃ (E)	3	15	0.80	┌
a ₄ (E)	3	15	2.65	┌
a ₅ (E)	3	15	2.26	┌
a ₆ (E)	68	25	0.60	—
b(E)	68	15	8.55	—
b ₁ (E)	10	15	8.97	—
b ₂ (E)	7	15	9.62	—
d(E)	3	15	1.31	┐
d ₁ (E)	139	15	1.85	┐
d ₂ (E)	148	15	1.37	┐
d ₃ (E)	3	15	1.57	┐
d ₄ (E)	3	15	1.75	┐
e(E)	24	15	8.90	—
e ₁ (E)	6	25	8.90	—
e ₂ (E)	8	15	5.18	—
e ₃ (E)	2	25	5.18	—
e ₄ (E)	8	15	9.62	—
e ₅ (E)	2	25	9.62	—
Reinforcement Bars, Epoxy Coated		kg	3800	
Concrete Structures		m ³	39.8	
Concrete Superstructure		m ³	12.9	

BILL OF MATERIAL
North Wall

Bar	No.	Size	Length (m)	Shape
a ₁₀ (E)	9	25	2.60	┌
a ₁₁ (E)	9	20	2.24	┌
a ₁₂ (E)	34	25	2.60	┌
a ₁₃ (E)	34	20	2.15	┌
a ₁₄ (E)	3	15	0.80	┌
a ₁₅ (E)	10	15	1.80	┌
a ₁₆ (E)	3	25	3.45	┌
a ₁₇ (E)	1	20	3.10	┌
a ₁₈ (E)	2	20	3.03	┌
a ₁₉ (E)	22	25	0.60	—
b ₁₀ (E)	21	15	3.75	—
b ₁₁ (E)	14	15	8.90	—
b ₁₂ (E)	7	15	9.51	—
d ₁₀ (E)	39	15	1.37	┐
d ₁₁ (E)	3	15	1.31	┐
d ₁₂ (E)	38	15	1.85	┐
d ₁₃ (E)	3	15	1.57	┐
d ₁₄ (E)	3	15	1.75	┐
e ₁₀ (E)	8	15	2.03	—
e ₁₁ (E)	2	25	2.03	—
e ₁₂ (E)	8	15	9.51	—
e ₁₃ (E)	2	25	9.51	—
Reinforcement Bars, Epoxy Coated		kg	1690	
Concrete Structures		m ³	11.0	
Concrete Superstructure		m ³	3.6	



Notes:
Reinforcement bars designated (E) shall be epoxy coated.
All dimensions are in millimeters (mm) except as noted.

REVISION	DATE	DESCRIPTION
STATE OF ILLINOIS DEPARTMENT OF TRANSPORTATION ANCHORAGE SLAB AND PARAPET REINFORCING DETAILS I MSE WALL NO. 8A - RAMP A-3 F.A.I. ROUTE 74 SECTION (72-7)R-3 PEORIA COUNTY STA. 10+362.421 TO STA 10+408.988 (RAMP A-3) STRUCTURE NUMBER 072-8557 PARSONS TRANSPORTATION GROUP CHICAGO, ILLINOIS		
DRAWING NO.	SCALE	DATE
4	N.T.S.	6/25/04
		SHEET NO.
		4

Time: 12:12:46 PM Date: 11/22/2004 File: P:\643996\structure\072-8557-Wall#8A\sheet\Tracings\SD0002-1A072-8557.dgn

Designed by: WEE
Checked by: AK
Drafted by: WEE
Checked by: AK