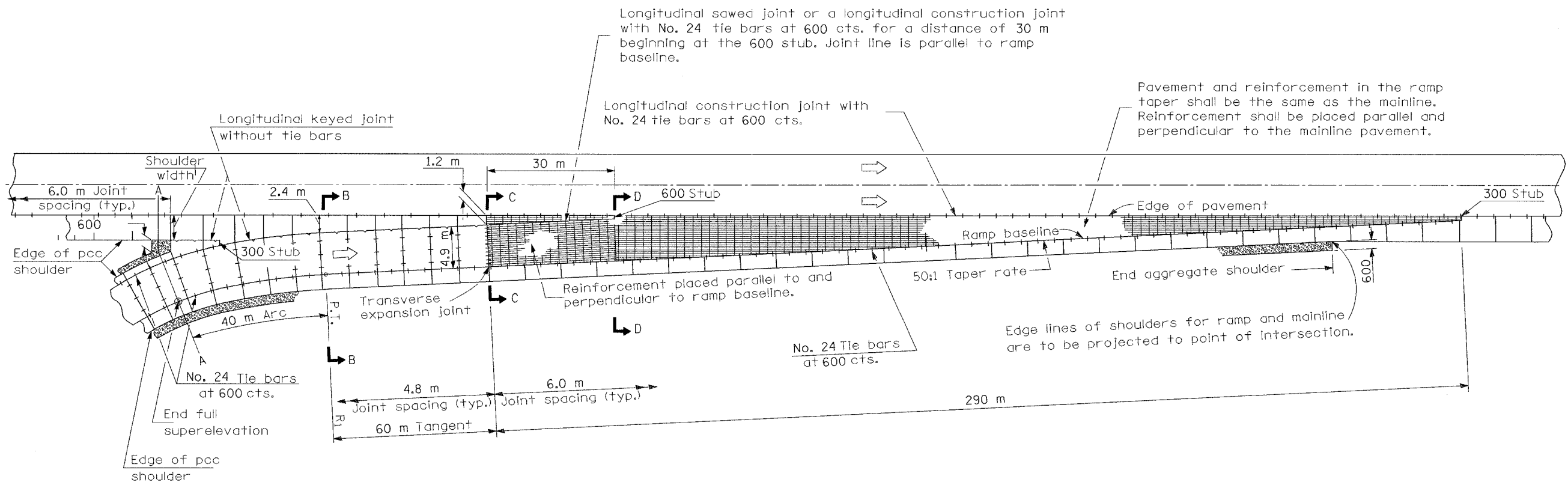


F.A. RTE.	SECTION	COUNTY	TOTAL SHEETS	SHEET NO.
			1360	653
STA.	TO STA.			
FED. ROAD DIST. NO.	ILLINOIS FED. AID PROJECT			



PLAN

GENERAL NOTES

Detail of ramp terminal as shown on Standard 420206 except as otherwise shown herein.

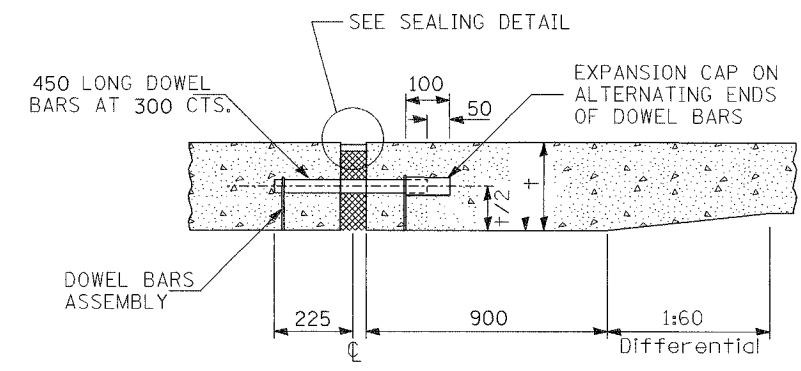
All pavement joints shall be detailed as shown on Standard 420001 and I-74 Project Standard 483001-I74 except as otherwise shown herein.

The mainline pavement/shoulder thickness and the ramp pavement/shoulder thickness should be transitioned at the transverse expansion joint and at the longitudinal keyed joint.

A longitudinal sawed joint or a longitudinal construction joint with No. 24 tie bars at 600 cts. shall be provided when the width of ramp pavement exceeds 4.9 m.

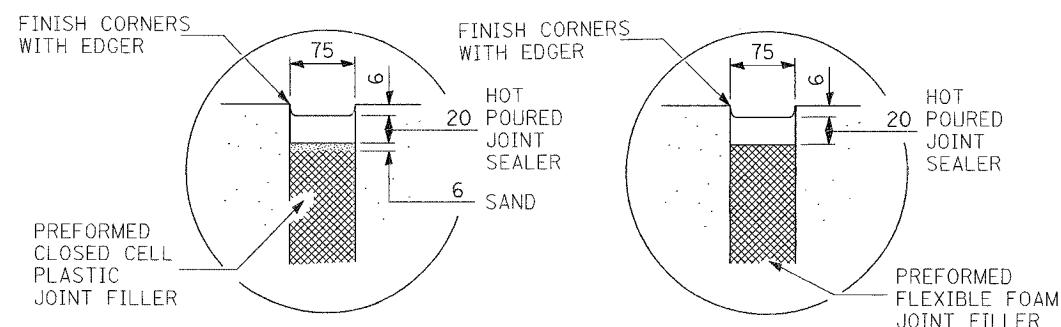
See I-74 Project Standard 483001-I74 for ramp shoulder details.

All dimensions are in millimeters unless otherwise shown.



TRANSVERSE EXPANSION JOINT \*

\* FOR EXPANSION JOINTS FORMED USING A CONSTRUCTION HEADER, THE EXPANSION CAPS SHALL BE INSTALLED ON THE EXPOSED END OF EACH BAR ONCE THE HEADER HAS BEEN REMOVED AND THE JOINT FILLER MATERIAL HAS BEEN INSTALLED



SEALING DETAIL

REVISIONS	
NAME	DATE
INC. COMMENTS	3/7/02
REM. ENGL.	3/22/02
REM. C. JOINT	4/17/02
ADD 3RD NOTE	8/15/02
H.S. 2004	9/26/03

ILLINOIS DEPARTMENT OF TRANSPORTATION  
 I-74 PROJECT STANDARD 420206-I74  
 TYPICAL ENTRANCE  
 RAMP TERMINAL  
 (JOINTED PCC RAMP ADJACENT TO CRC PAVEMENT)  
 DRAWN BY  
 DATE 02/26/2002  
 CHECKED BY