

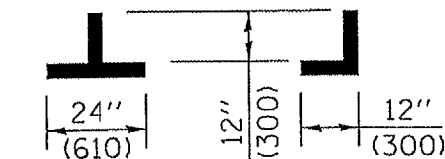
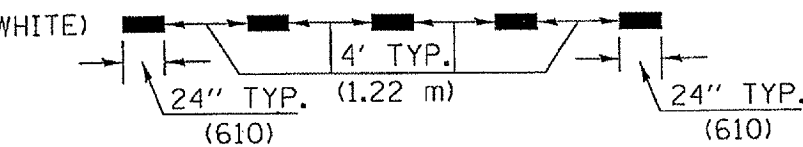
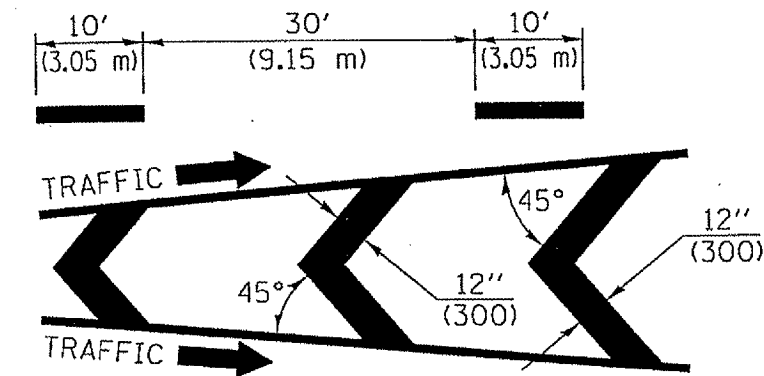
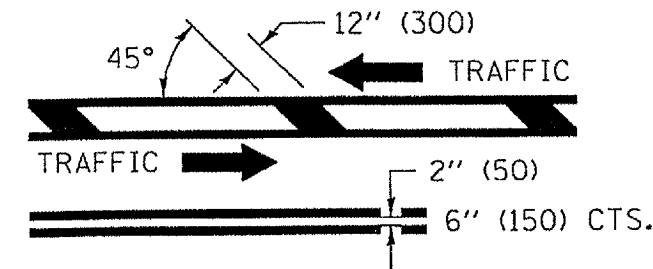
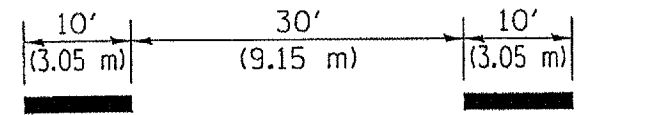
TYPICAL APPLICATIONS OF PAVEMENT MARKINGS AND MARKERS

| F.A.P. RTE. | SECTION | COUNTY | TOTAL SHEETS | SHEET NO. |
|-------------|---------|-----------|--------------|-----------|
| 811 | (2250)I | CHAMPAIGN | 22 | 19 |

CONTRACT NO. 70437

TYPICAL PAVEMENT MARKING LEGEND

- 1 4" (100) SKIP-DASH (YELLOW)
- 2 4" (100) SOLID (YELLOW)
- 3 12" (300) DIAGONAL (YELLOW)
- 4 4" (100) DOUBLE YELLOW (NARROW)
- 5 RESERVED
- 6 RESERVED
- 7 4" (100) SKIP-DASH (WHITE)
- 8 4" (100) SOLID (WHITE)
- 9 12" (300) DIAGONAL (WHITE)
- 10 6" (150) CROSS WALK (WHITE)
- 11 24" (600) STOP BAR (WHITE)
- 12 8" (200) SOLID (WHITE)
- 13 4" (100) LANE LINE EXTENSIONS (WHITE)
- 14 4" (100) PARKING WHITE



TYPICAL PAVEMENT MARKERS LEGEND

- ◆ TWO-WAY AMBER MARKER
- ▶ ONE-WAY AMBER MARKER
- ▷ ONE-WAY CRYSTAL MARKER

SHEET 3 OF 6

| | NAME | DATE | REVISIONS | |
|----------|--------|------|-------------------|-------|
| DESIGNED | J.M.H. | 5/85 | NAME | DATE |
| CHECKED | FMS | 6/88 | GEOMETRICS/K.A.G. | 07/02 |
| CADD NO. | F-5.25 | 6/85 | K.A.G. | 08/04 |

ALL DIMENSIONS ARE IN INCHES (MILLIMETERS) UNLESS OTHERWISE SHOWN.