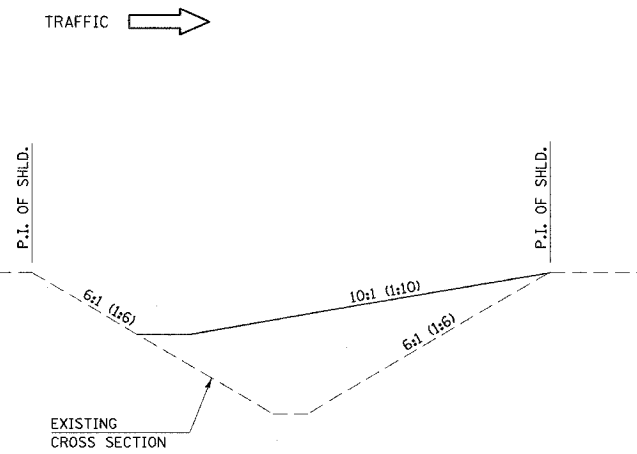
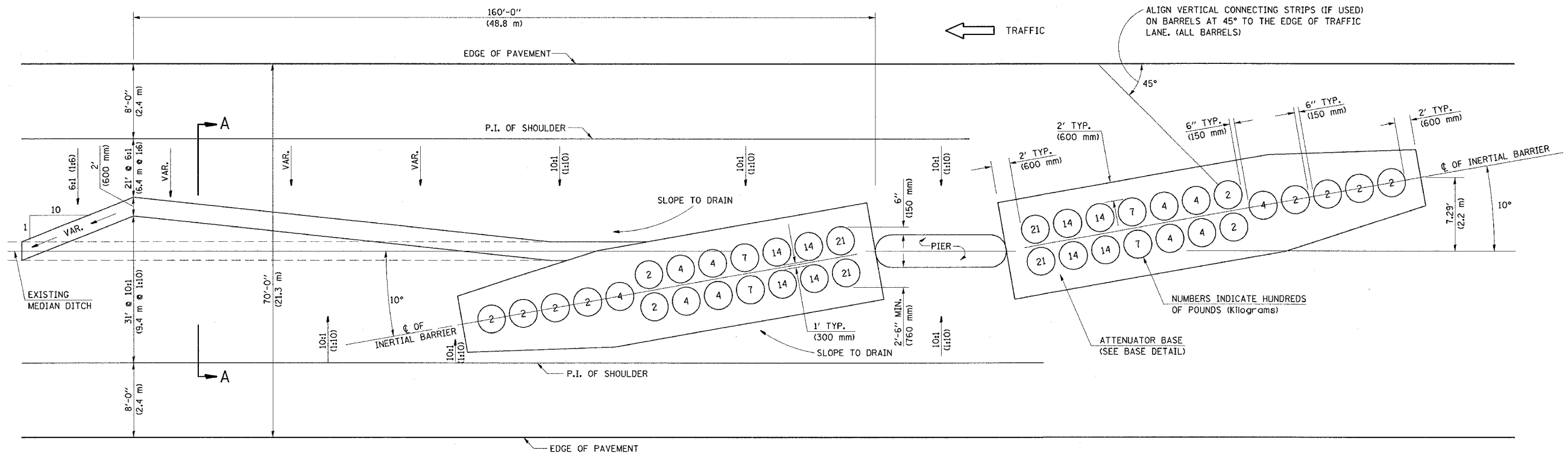


F.A.I. RTE.	SECTION	COUNTY	TOTAL SHEETS	SHEET NO.
72	*	MACON	135	120

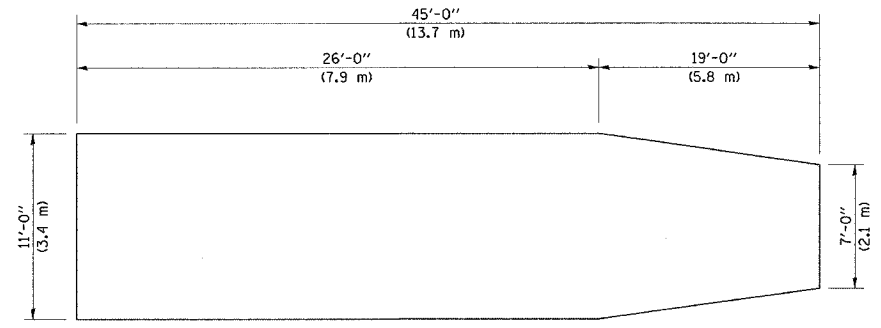
• 158-62,58-62-1,58-63JRS
CONTRACT NO. 90879

DETAIL OF IMPACT ATTENUATORS (NON-REDIRECTIVE) TEST LEVEL 3

70 MPH (110 km/h) DESIGN - 70' (21 m) MEDIAN



SECTION A-A
GRADING AND SHAPING DETAIL



BASE DETAIL

GENERAL NOTES

1. ALL 10:1 (1:10) SLOPES SHOWN ON THIS DETAIL SHALL BE CONSTRUCTED 10:1 (1:10) OR FLATTER.
2. THE SLOPES AS SHOWN ON THIS DETAIL SHALL APPLY TO BOTH ENDS OF THE BRIDGE PIERS.
3. THE LENGTH X WIDTH OF MODULE LAYOUT IS 41.0' X 7.0' : 19 MODULES - 14,400 LBS. (12.5 m x 2.1 m : 19 MODULES - 6532 kg).
4. IN AREAS OF 10:1 (1:10) SLOPES PRECEDING THE ATTENUATOR IN THE MEDIAN INSTALLATION, FOUR OR MORE WOOD POSTS SHALL BE PLACED AT 5' (1.5 m) INTERVALS IN THE MEDIAN ϕ . SEE SPECIAL PROVISIONS AND SCHEDULES.

	NAME	DATE	REVISIONS	
DESIGNED	D.L.P.	3-91	NAME	DATE
CHECKED	F.M.S.	3-91	K.A.G.	04/03
CADD NO.	F-1.52A		K.A.G.	04/04

ALL DIMENSIONS ARE IN FEET (METERS)
UNLESS OTHERWISE SHOWN.