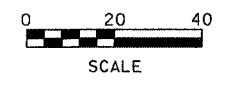
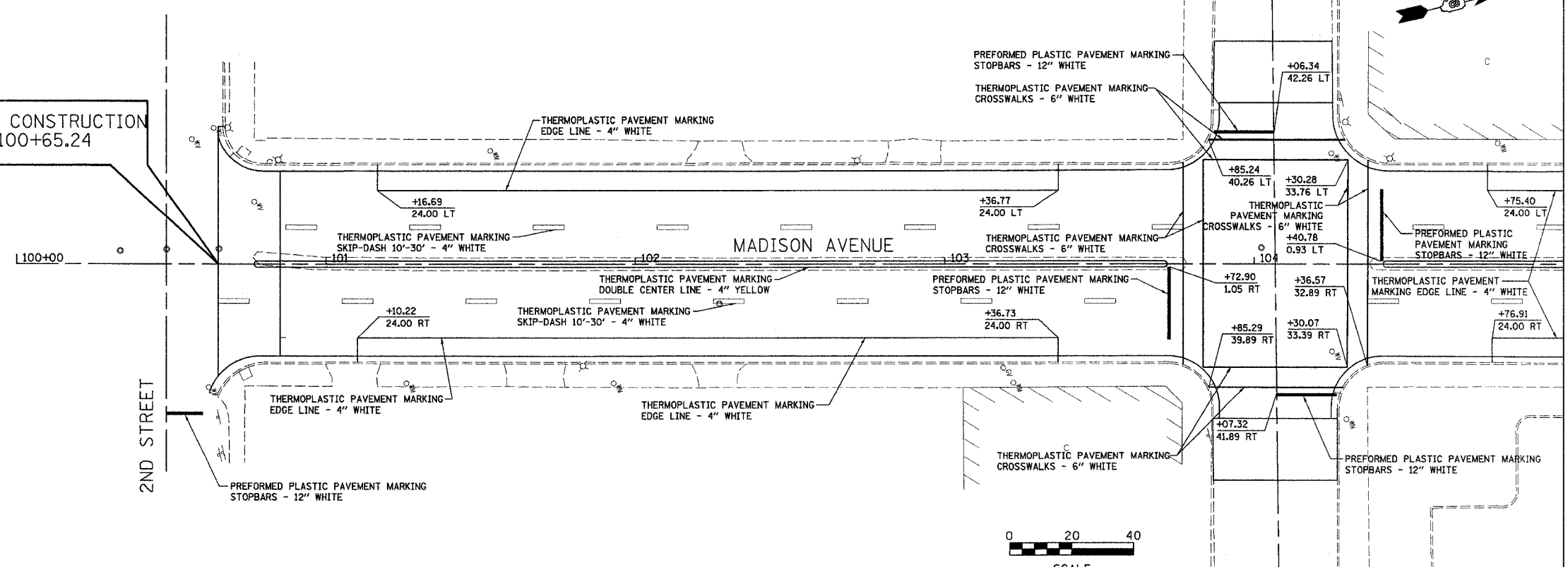
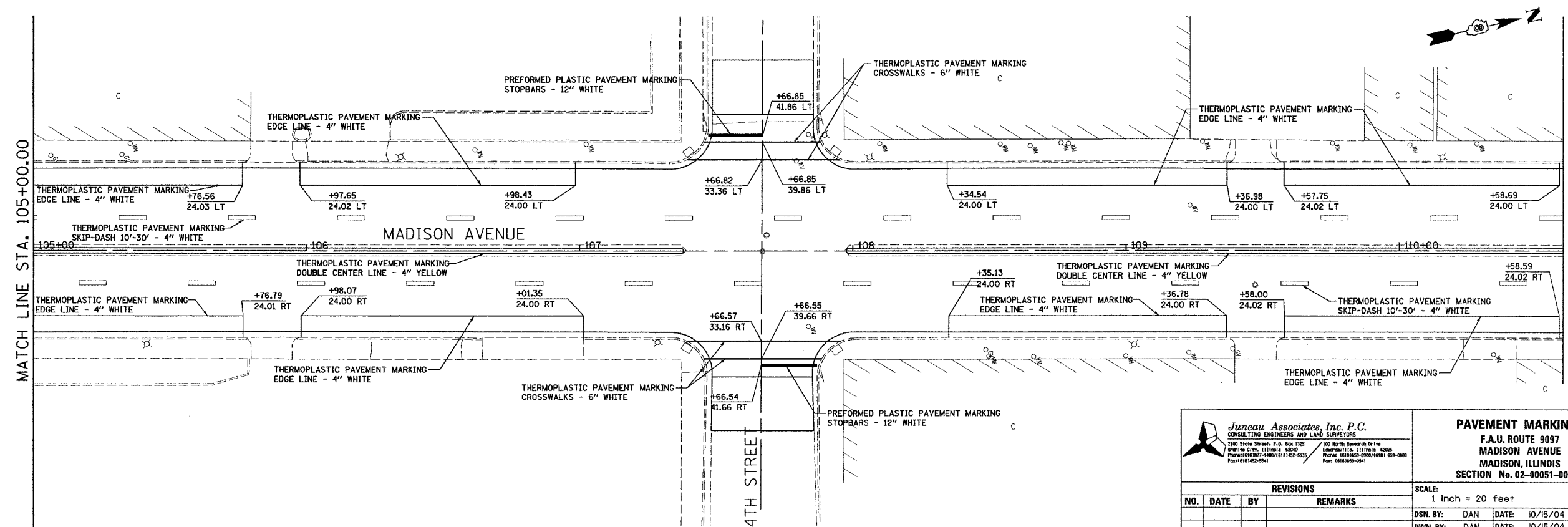


BEGIN CONSTRUCTION
STA. 100+65.24



| | |
|--------------------|------|
| BY | DATE |
| FINAL SURVEYED | |
| SURVEY PLOTTED | |
| NOTE BOOK TEMPLATE | |
| AREAS CHECKED | |
| NO. | |



| | |
|--------------------|------|
| BY | DATE |
| ORIGINAL SURVEYED | |
| SURVEY PLOTTED | |
| NOTE BOOK TEMPLATE | |
| AREAS CHECKED | |
| NO. | |

Juneau Associates, Inc. P.C.
CONSULTING ENGINEERS AND LAND SURVEYORS
2100 State Street, P.O. Box 1125
Madison, IL 62203
Phone: 618-949-9000/9001/9002
Fax: 618-949-0941

PAVEMENT MARKINGS
F.A.U. ROUTE 9097
MADISON AVENUE
MADISON, ILLINOIS
SECTION No. 02-00051-00-RS

| REVISIONS | | | SCALE: |
|-----------|------|---------|------------------------------------|
| NO. | DATE | REMARKS | 1 Inch = 20 feet |
| | | | DSN. BY: DAN DATE: 10/15/04 |
| | | | DWN. BY: DAN DATE: 10/15/04 |
| | | | CHK'D: BFK DATE: 10/15/04 |
| DWG. NO. | | | JOB NO. E031013 DGN. NAME: PMARK01 |