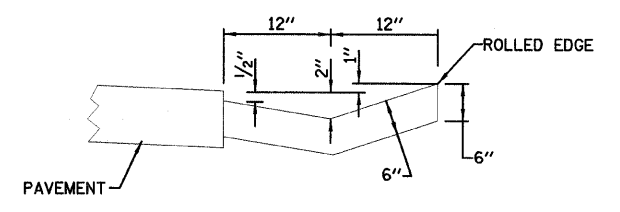
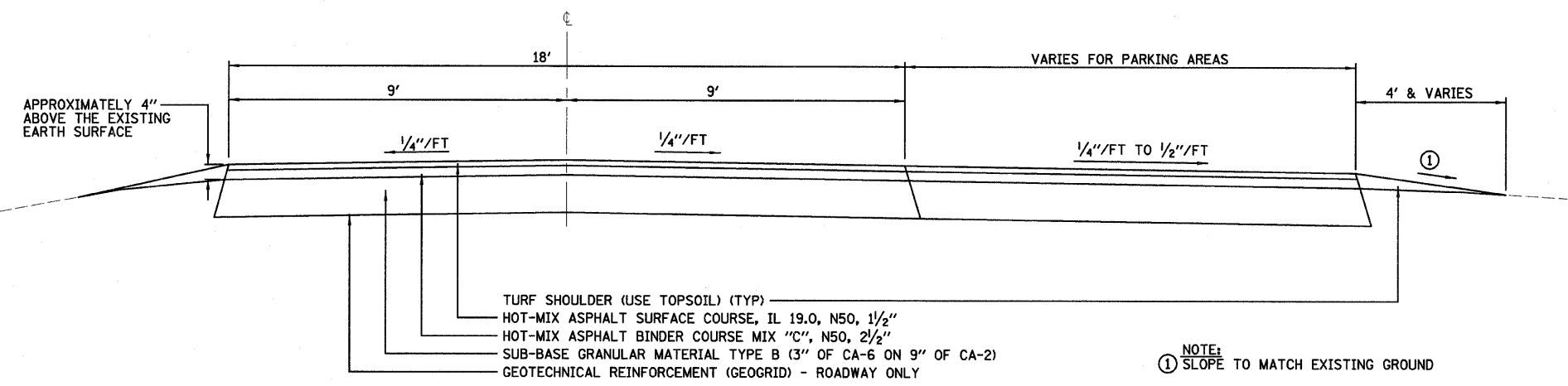


PROPOSED TYPICAL SECTION

TYPICAL RECONSTRUCTION SECTION
 STA 25+47, LT TO STA 27+47, LT
 STA 22+69, RT TO STA 25+50, RT

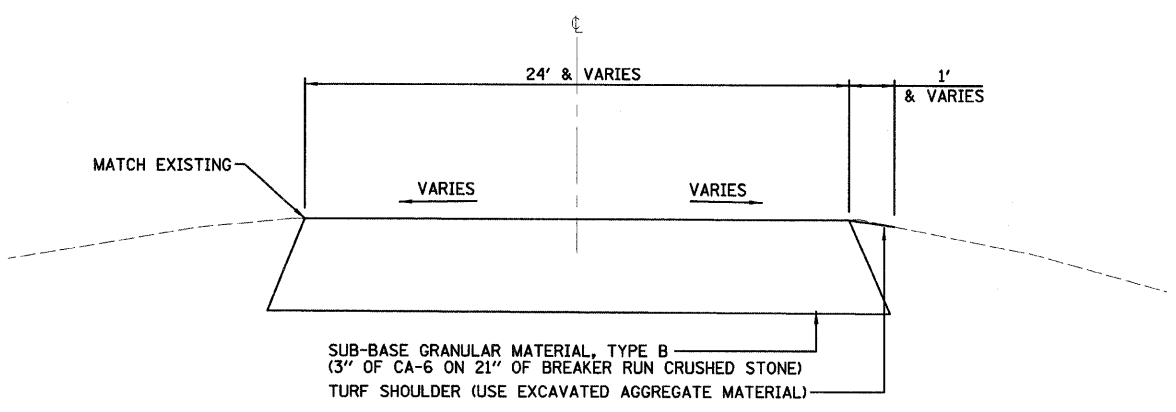


CONCRETE GUTTER, TYPE A (SPECIAL)



PROPOSED TYPICAL SECTION
 PARKING AREAS

NOTE:
 ① SLOPE TO MATCH EXISTING GROUND



PROPOSED TYPICAL SECTION
 TRUCK TURNAROUNDS

NOTE:
 FOR CONSTRUCTION AND TO BE LEFT
 IN PLACE AFTER CONSTRUCTION.

DESIGNED - LAW	REVISED - 01/14/11
DRAWN - DRR	REVISED -
CHECKED - PJM	REVISED -
DATE - 10/29/10	REVISED -

STATE OF ILLINOIS
 DEPARTMENT OF TRANSPORTATION
 DIVISION OF HIGHWAYS

TYPICAL SECTIONS
 SCALE: SHEET NO. 4 OF 36 SHEETS STA. TO STA.

IDOT/IDNR STATEWIDE
 MISSISSIPPI PALISADES STATE PARK
 SOUTH SLOPE ROAD

F.A.	SECTION	COUNTY	TOTAL SHEETS	SHEET NO.
	SOUTH SLOPE ROAD	CARROLL	36	4
CONTRACT NO. 46166				
FED. ROAD DIST. NO. ILLINOIS FED. AID PROJECT				