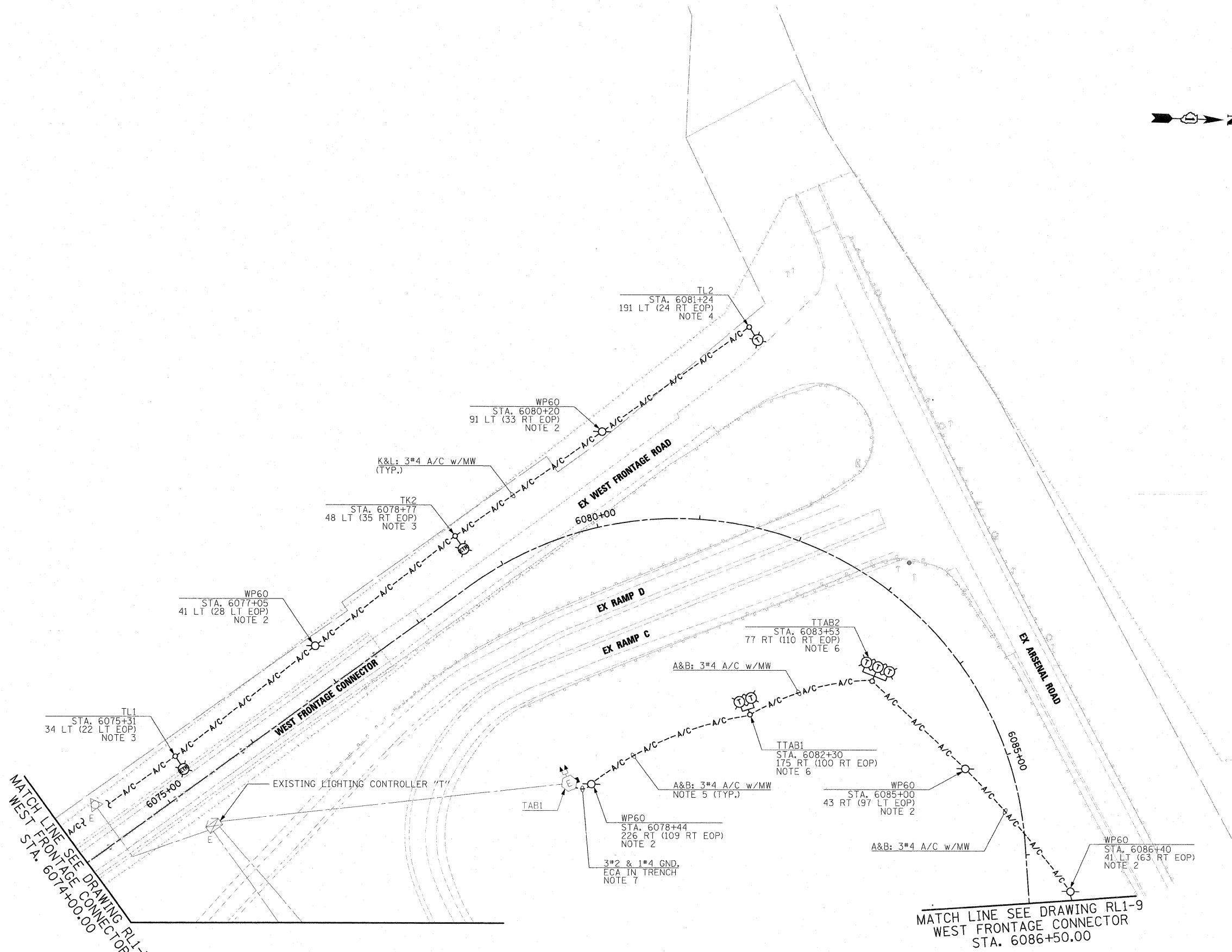


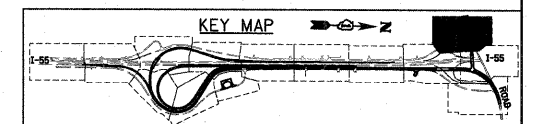

NOTES:

1. SEE DRAWING GE-1 FOR ELECTRICAL SYMBOLS AND ABBREVIATIONS. SEE DRAWING GE-2 FOR ELECTRICAL GENERAL NOTES AND SUGGESTED LIGHTING PHASING NOTES.
2. INSTALL 60 FOOT WOOD LIGHT POLES AS SHOWN. SEE DRAWING ED-6 FOR TEMPORARY LIGHT POLE INSTALLATION DETAIL. THIS WORK SHALL BE INCLUDED IN THE "LIGHT POLE, WOOD, 60 FOOT, CLASS 4 (INSTALL ONLY)" PAY ITEM. SEPARATE PAYMENT WILL NOT BE MADE.
3. RELOCATE TEMPORARY LIGHTING UNIT REMOVED ON DRAWINGS RL1-1, RL1-2, AND RL1-3 AS SHOWN AND ADD GROUNDING. SEE DRAWING ED-6 FOR TEMPORARY LIGHT POLE INSTALLATION DETAILS. THIS WORK SHALL BE INCLUDED IN THE "RELOCATE EXISTING LIGHTING UNIT, SPECIAL" PAY ITEM. SEPARATE PAYMENT WILL NOT BE MADE.
4. FURNISH AND INSTALL NEW TEMPORARY LIGHTING UNIT. SEE DRAWING ED-6 FOR TEMPORARY LIGHTING UNIT INSTALLATION DETAIL. THIS WORK SHALL BE INCLUDED IN THE "LIGHT POLE, WOOD, 100 FOOT, CLASS 1, WITH 15FT MAST ARM" PAY ITEM. 750W HPS HORIZONTAL MOUNT LUMINAIRE WILL BE PAID FOR SEPARATELY.
5. SEE IDOT STANDARD DRAWING BE-800 FOR TEMPORARY LIGHT POLE CABLE ATTACHMENT DETAIL.
6. FURNISH AND INSTALL TEMPORARY LIGHTING UNIT, CONSISTING OF 100 FOOT WOOD LIGHT POLE, WITH 15 FOOT MAST ARM, 750W HPS HORIZONTAL MOUNT LUMINAIRES, BULLHORN MOUNTING BRACKET, ASSOCIATED WIRING AND GROUNDING. SEE DRAWINGS ED-6 AND ED-7 FOR INSTALLATION DETAILS. THIS WORK SHALL BE INCLUDED IN THE "LIGHT POLE, WOOD, 100FT, CLASS 1 WITH 15FT MAST ARM" PAY ITEM. 750W HPS HORIZONTAL MOUNT LUMINAIRE(S) WILL BE PAID FOR SEPARATELY.
7. SEE DRAWING ED-6 FOR WOOD POLE TO HIGH MAST LIGHT TOWER WIRING CONNECTION DETAIL.



MATCH LINE SEE DRAWING RL1-7 WEST FRONTAGE CONNECTOR STA. 6074+00.00

MATCH LINE SEE DRAWING RL1-9 WEST FRONTAGE CONNECTOR STA. 6086+50.00



McDonough Associates Inc.
 Engineers / Architects
 130 East Randolph Street Chicago, Illinois 60601

FILE NAME = D:\60F12-SHT-RL1-8.dgn

USER NAME = TKJuegel
 PLOT SCALE = 1:50
 PLOT DATE = 3/7/2011

DESIGNED - JLW
 DRAWN - CJM
 CHECKED - KMY
 DATE = 2/4/11

REVISED -
 REVISED -
 REVISED -
 REVISED -

**STATE OF ILLINOIS
 DEPARTMENT OF TRANSPORTATION**

**I-55 AT ARSENAL ROAD
 PROPOSED ROADWAY LIGHTING PLAN-STAGE 1**

SCALE: 1" = 50' SHEET NO. 8 OF 10 SHEETS STA. TO STA.

F.A.T. RTE.	SECTION	COUNTY	TOTAL SHEETS	SHEET NO.
55	99-2HD-2B-1	WILL	756	356
CONTRACT NO. 60F12				
FED. ROAD DIST. NO. 1 ILLINOIS FED. AID PROJECT				