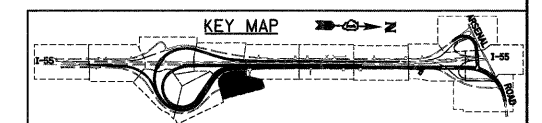

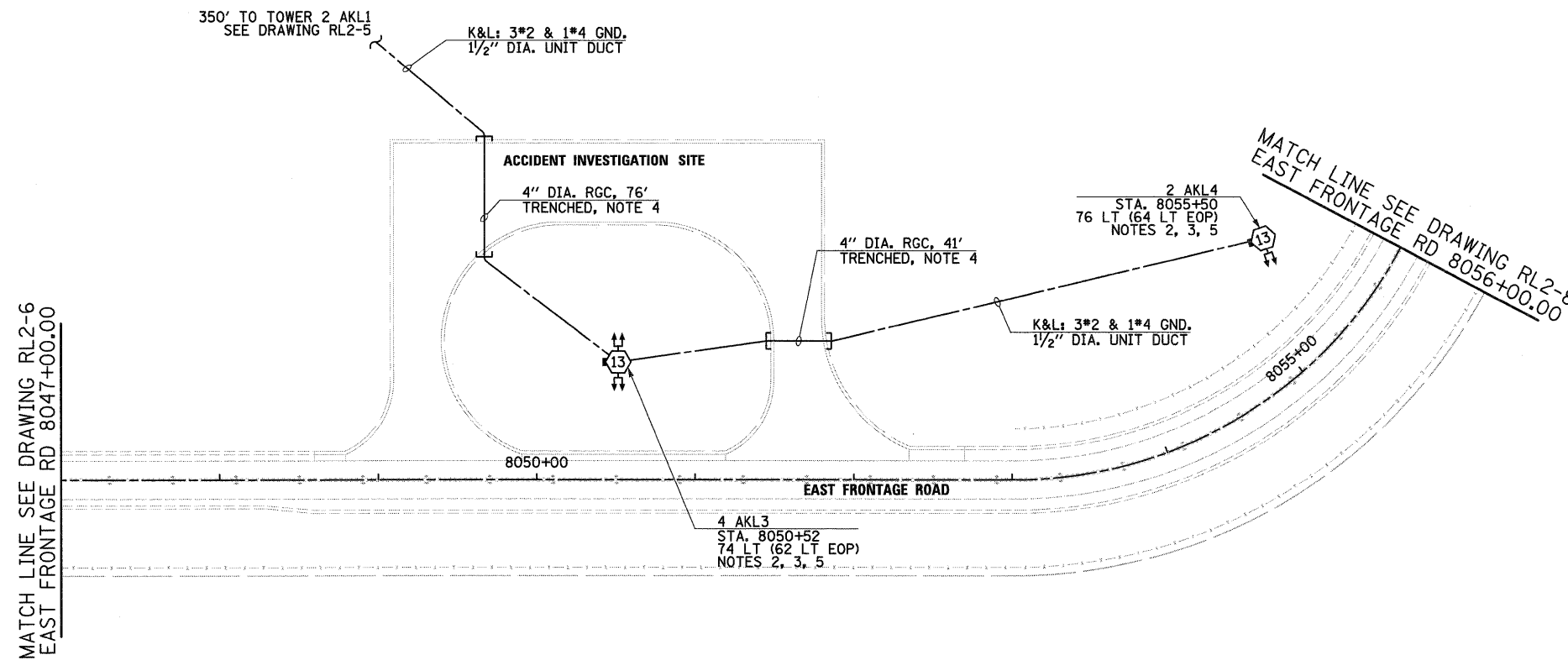


**NOTES:**

1. SEE DRAWING GE-1 FOR ELECTRICAL SYMBOL LIST AND ABBREVIATIONS. SEE DRAWING GE-2 FOR ELECTRICAL GENERAL NOTES AND SUGGESTED LIGHTING PHASING NOTES.
2. FURNISH AND INSTALL HIGH MAST LIGHT TOWER FOUNDATIONS SHOWN. INCLUDE GROUND WELLS, GROUND RODS, GROUND WIRE, ANCHOR BOLTS, AND LIGHT TOWER SERVICE PAD. SEE DRAWINGS S-2 THROUGH S-5, AND ED-9 FOR HIGH MAST LIGHT TOWER FOUNDATION DETAILS. EXCEPT FOR THE LIGHT TOWER SERVICE PAD, THIS WORK SHALL BE INCLUDED IN THE "LIGHT TOWER FOUNDATION, 54" DIAMETER" PAY ITEM. EXCAVATION IN ROCK SHALL BE INCLUDED IN THE "ROCK EXCAVATION FOR STRUCTURES" PAY ITEM.
3. SEE IDOT STANDARD DRAWINGS BE-505a, BE-505b, AND BE-505c FOR HIGH MAST LIGHT TOWER INSTALLATION DETAILS. THIS WORK SHALL BE INCLUDED IN "LIGHT TOWER, 130 FOOT MOUNTING HEIGHT, LUMINAIRE MT. - 12" PAY ITEM. SEPARATE PAYMENT WILL NOT BE MADE.
4. EXTEND CONDUIT SLEEVE A MINIMUM OF 2 FEET BEYOND THE SHOULDER.
5. SEE DRAWING ED-2 FOR CONDUIT INSTALLATION DETAILS FOR GROUND MOUNTED HIGH MAST LIGHT TOWERS.



**McDonough Associates Inc.**  
 Engineers / Architects  
 130 East Randolph Street Chicago, Illinois 60601

FILE NAME = D:\160F12-SHT-RL2-7.dgn	USER NAME = TKI\uegal	DESIGNED - JLW	REVISED -
		DRAWN - CJM	REVISED -
		CHECKED - KMY	REVISED -
		DATE - 2/4/11	REVISED -

**STATE OF ILLINOIS**  
**DEPARTMENT OF TRANSPORTATION**

**I-55 AT ARSENAL ROAD**  
**PROPOSED ROADWAY LIGHTING PLAN-STAGE 2**

SCALE: 1" = 50'    SHEET NO. 7 OF 12 SHEETS    STA.    TO STA.

F.A.I. RTE.	SECTION	COUNTY	TOTAL SHEETS	SHEET NO.
55	99-2HB-2B-1	WILL	756	365
CONTRACT NO. 60F12				
FED. ROAD DIST. NO. 1 [ILLINOIS] FED. AID PROJECT				