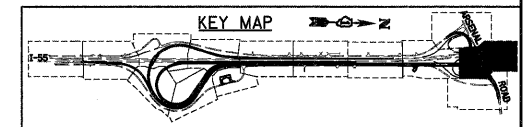
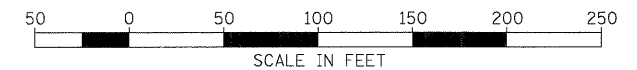
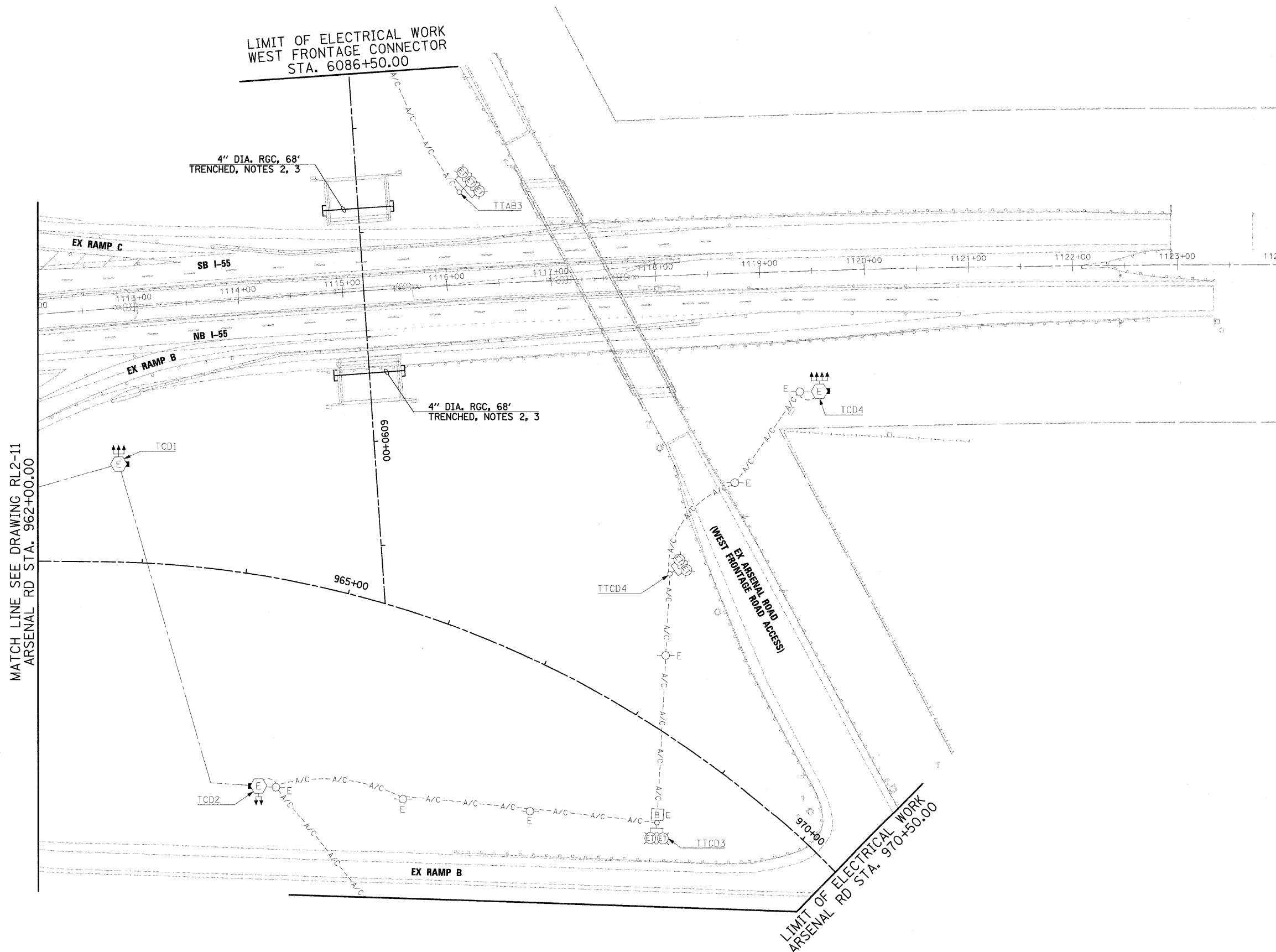




NOTES:

1. SEE DRAWING GE-1 FOR ELECTRICAL SYMBOL LIST AND ABBREVIATIONS. SEE DRAWING GE-2 FOR ELECTRICAL GENERAL NOTES AND SUGGESTED LIGHTING PHASING NOTES.
2. INSTALL TRENCHED CONDUIT FOR FUTURE USE. EXTEND CONDUIT SLEEVE A MINIMUM OF 2 FEET BEYOND THE SHOULDER. PROVIDE WATERTIGHT SEAL AT CONDUIT OPENINGS. MARK THE LOCATION OF ENDS OF CONDUIT. THIS WORK SHALL BE INCLUDED IN THE "CONDUIT IN TRENCH, 4" DIA., GALVANIZED STEEL" PAY ITEM. SEPARATE PAYMENT WILL NOT BE MADE.
3. INSTALL TRENCHED CONDUITS UNDER WEST FRONTAGE ROAD AT BRIDGE BEFORE SLOPED WALL IS CONSTRUCTED.



McDonough Associates Inc.
 Engineers / Architects
 130 East Randolph Street, Chicago, Illinois 60601

FILE NAME =
 0160F12-SHT-RL2-12.dgn

USER NAME = TK1ueg1
 PLOT SCALE = 1:50
 PLOT DATE = 2/3/2011

DESIGNED - JLW
 DRAWN - CJM
 CHECKED - KMY
 DATE - 2/4/11

REVISED -
 REVISED -
 REVISED -
 REVISED -

STATE OF ILLINOIS
DEPARTMENT OF TRANSPORTATION

I-55 AT ARSENAL ROAD
PROPOSED ROADWAY LIGHTING PLAN-STAGE 2

SCALE: 1" = 50' SHEET NO. 12 OF 12 SHEETS STA. TO STA.

F.A.I. RTE.	SECTION	COUNTY	TOTAL SHEETS	SHEET NO.
55	99-2HB-2B-1	WILL	756	370
CONTRACT NO. 60F12				
FED. ROAD DIST. NO. 1 ILLINOIS FED. AID PROJECT				