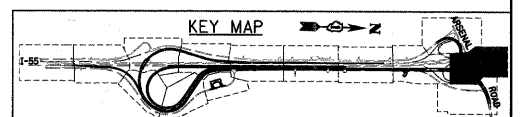

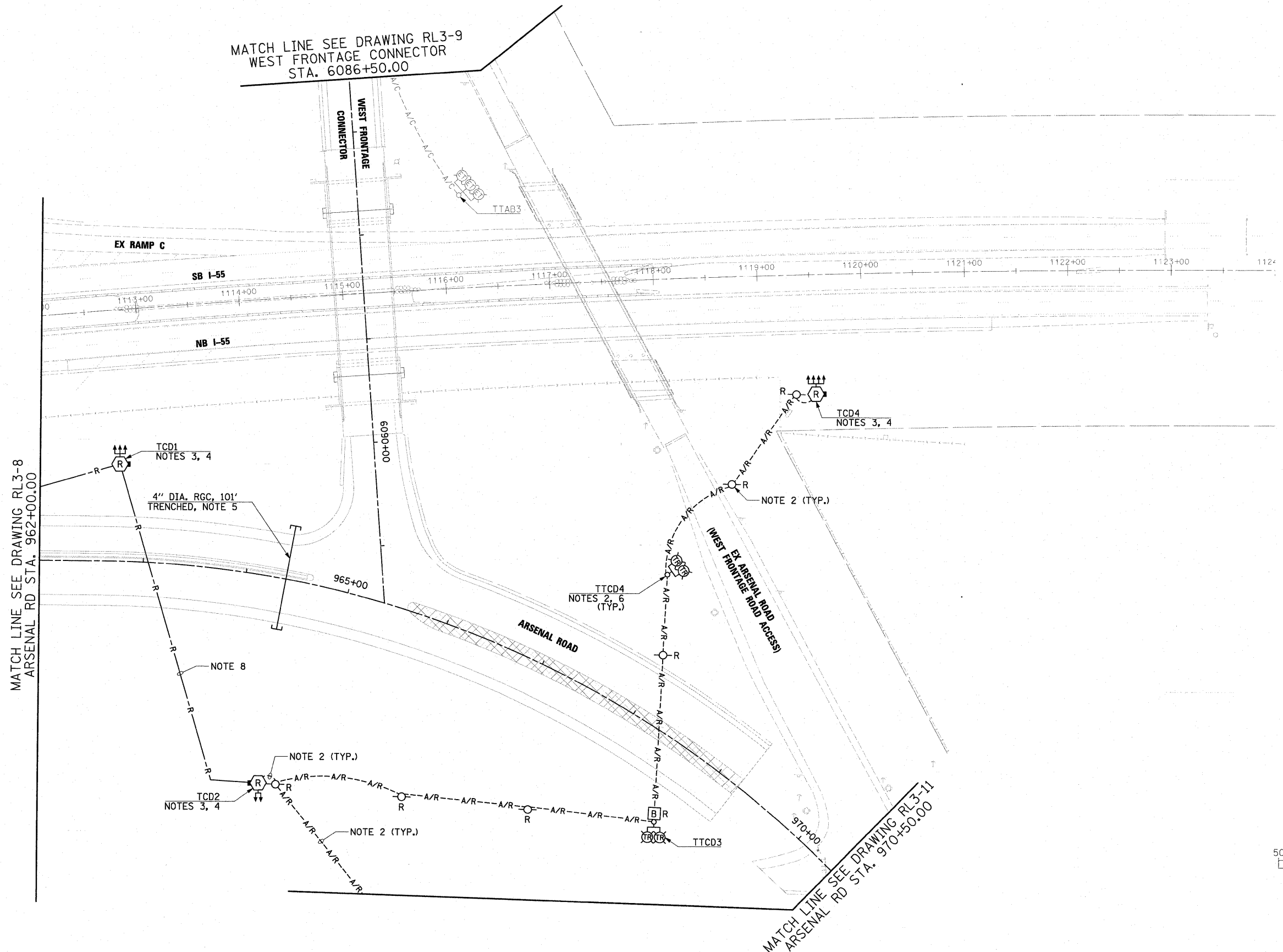


**NOTES:**

1. SEE DRAWING GE-1 FOR ELECTRICAL SYMBOL LIST AND ABBREVIATIONS, SEE DRAWING GE-2 FOR ELECTRICAL GENERAL NOTES AND SUGGESTED LIGHTING PHASING NOTES.
2. DISCONNECT AND REMOVE THE PART OF THE TEMPORARY LIGHTING SYSTEM SHOWN. THE WORK INCLUDES BUT IS NOT LIMITED TO: REMOVAL OF AERIAL CABLES, WOOD LIGHT POLE, MAST ARM, LUMINAIRE MOUNTING BRACKET AND LUMINAIRE(S). THIS WORK SHALL BE INCLUDED IN THE "REMOVAL OF LIGHTING UNIT, SALVAGE" PAY ITEM. REMOVAL OF WOOD LIGHT POLE FOUNDATION WILL BE PAID FOR SEPARATELY UNDER "REMOVAL OF POLE FOUNDATION" PAY ITEM.
3. REMOVE AND SALVAGE EXISTING HIGH MAST LIGHT TOWER IN ACCORDANCE WITH SPECIAL PROVISIONS. THIS WORK SHALL BE INCLUDED IN THE "REMOVAL OF EXISTING HIGH MAST LIGHT TOWER, SALVAGE" PAY ITEM. SEPARATE PAYMENT WILL NOT BE MADE.
4. REMOVE EXISTING LIGHT TOWER FOUNDATION IN ACCORDANCE WITH SPECIAL PROVISIONS. THIS WORK SHALL BE INCLUDED IN THE "FOUNDATION REMOVAL" PAY ITEM. SEPARATE PAYMENT WILL NOT BE MADE.
5. INSTALL TRENCHED CONDUIT FOR FUTURE USE. EXTEND CONDUIT SLEEVE A MINIMUM OF 2 FEET BEYOND THE SHOULDER. PROVIDE WATERTIGHT SEAL AT CONDUIT OPENINGS. MARK LOCATION OF ENDS OF CONDUIT. THIS WORK SHALL BE INCLUDED IN THE "CONDUIT IN TRENCH, 4" DIA., GALVANIZED STEEL" PAY ITEM. SEPARATE PAYMENT WILL NOT BE MADE.
6. LUMINAIRES REMOVED AS PART OF "REMOVAL OF LIGHTING UNIT, SALVAGE" PAY ITEM IN STAGE 3 SHALL BE UTILIZED FOR PERMANENT LIGHTING IN STAGE 4. ALL LUMINAIRES WILL BE INSPECTED BY THE ENGINEER. NON-OPERATING OR DAMAGED LUMINAIRES SHALL BE REPAIRED OR REPLACED IN KIND IN ACCORDANCE WITH STANDARD SPECIFICATION 841.02.
7. INDICATES TEMPORARY PAVEMENT INSTALLATION LIMITS. SEE MAINTENANCE OF TRAFFIC DRAWINGS FOR CONSTRUCTION STAGING INFORMATION.
8. ABANDON EXISTING UNDERGROUND ELECTRIC CABLES AS SHOWN.



**McDonough Associates Inc.**  
 Engineers / Architects  
 130 East Randolph Street, Chicago, Illinois 60601

FILE NAME =	USER NAME = TK1uegal
D:\B0\F12-SHT-RL3-10.dgn	
PLOT SCALE = 1:50	
PLOT DATE = 3/3/2011	

DESIGNED - JLW	REVISED -
DRAWN - CJM	REVISED -
CHECKED - KMY	REVISED -
DATE 2/4/11	REVISED -

**STATE OF ILLINOIS  
DEPARTMENT OF TRANSPORTATION**

**I-55 AT ARSENAL ROAD  
PROPOSED ROADWAY LIGHTING PLAN-STAGE 3**

SCALE: 1" = 50'    SHEET NO. 10 OF 11 SHEETS    STA.    TO STA.

F.A.I. RTE.	SECTION	COUNTY	TOTAL SHEETS	SHEET NO.
55	99-2HB-2B-1	WILL	756	380
CONTRACT NO. 60F12				
FED. ROAD DIST. NO. 1 ILLINOIS FED. AID PROJECT				