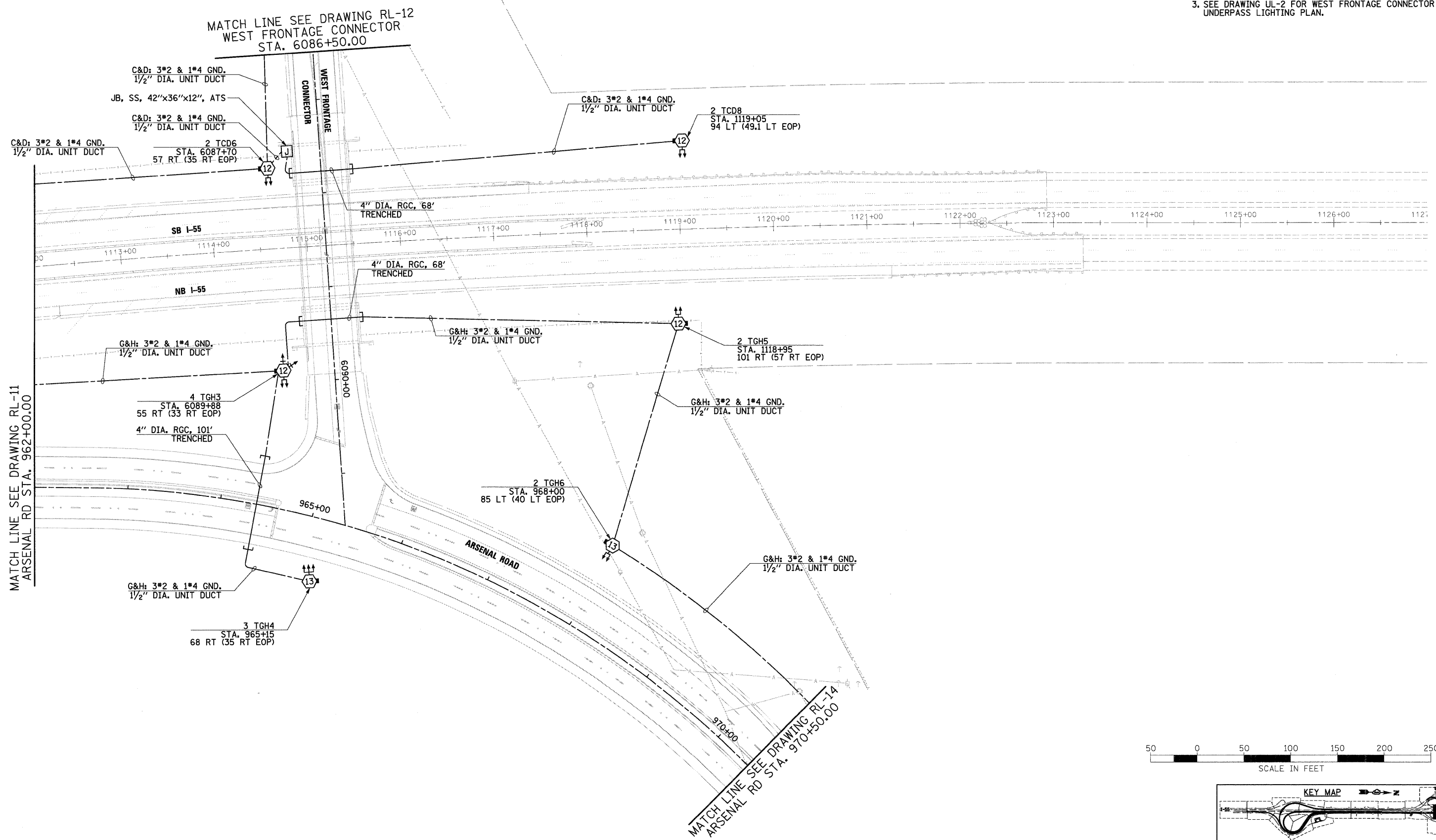




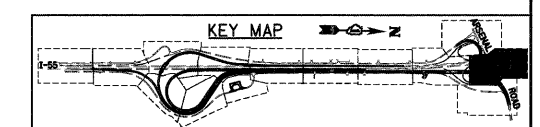

- NOTES:**
1. SEE DRAWING GE-1 FOR ELECTRICAL SYMBOL LIST AND ABBREVIATIONS.
  2. SEE DRAWING S-3 FOR HIGH MAST LIGHT TOWER FOUNDATION TABLE.
  3. SEE DRAWING UL-2 FOR WEST FRONTAGE CONNECTOR UNDERPASS LIGHTING PLAN.



MATCH LINE SEE DRAWING RL-11  
ARSENAL RD STA. 962+00.00

MATCH LINE SEE DRAWING RL-12  
WEST FRONTAGE CONNECTOR  
STA. 6086+50.00

MATCH LINE SEE DRAWING RL-14  
ARSENAL RD STA. 970+50.00



**McDonough Associates Inc.**  
 Engineers / Architects  
 130 East Randolph Street, Chicago, Illinois 60601

FILE NAME = D:\B2\F12-SHT-RL-13.dgn	USER NAME = TKJuegel	DESIGNED - JLW	REVISED -
		DRAWN - CJM	REVISED -
PLOT SCALE = 1/8"=1'		CHECKED - KMY	REVISED -
PLOT DATE = 2/3/2011		DATE - 2/4/11	REVISED -

**STATE OF ILLINOIS  
DEPARTMENT OF TRANSPORTATION**

**I-55 AT ARSENAL ROAD  
PROPOSED ROADWAY LIGHTING PLAN FINAL CONDITIONS**

SCALE: 1" = 50'    SHEET NO. 13 OF 14 SHEETS    STA.    TO STA.

F.A.I. RTE.	SECTION	COUNTY	TOTAL SHEETS	SHEET NO.
55	99-2HB-2B-1	WILL	756	402
CONTRACT NO. 60F12			FED. ROAD DIST. NO. 1 ILLINOIS FED. AID PROJECT	