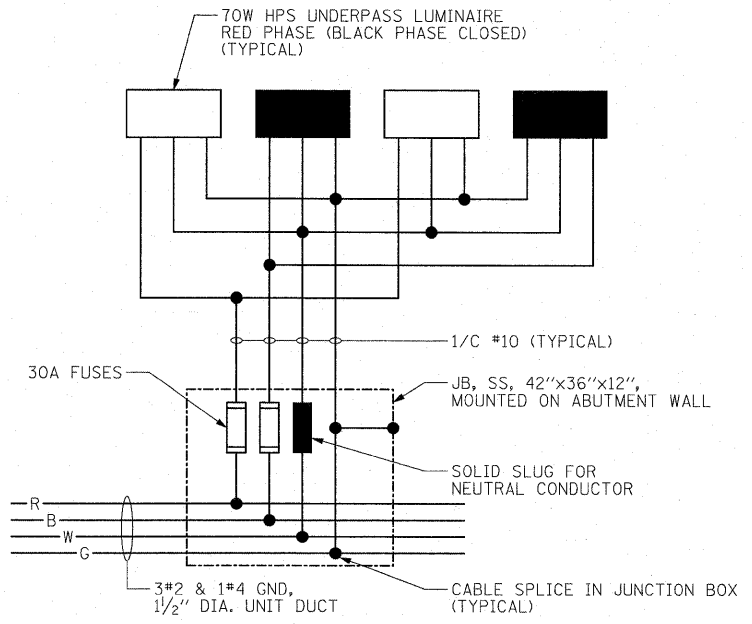
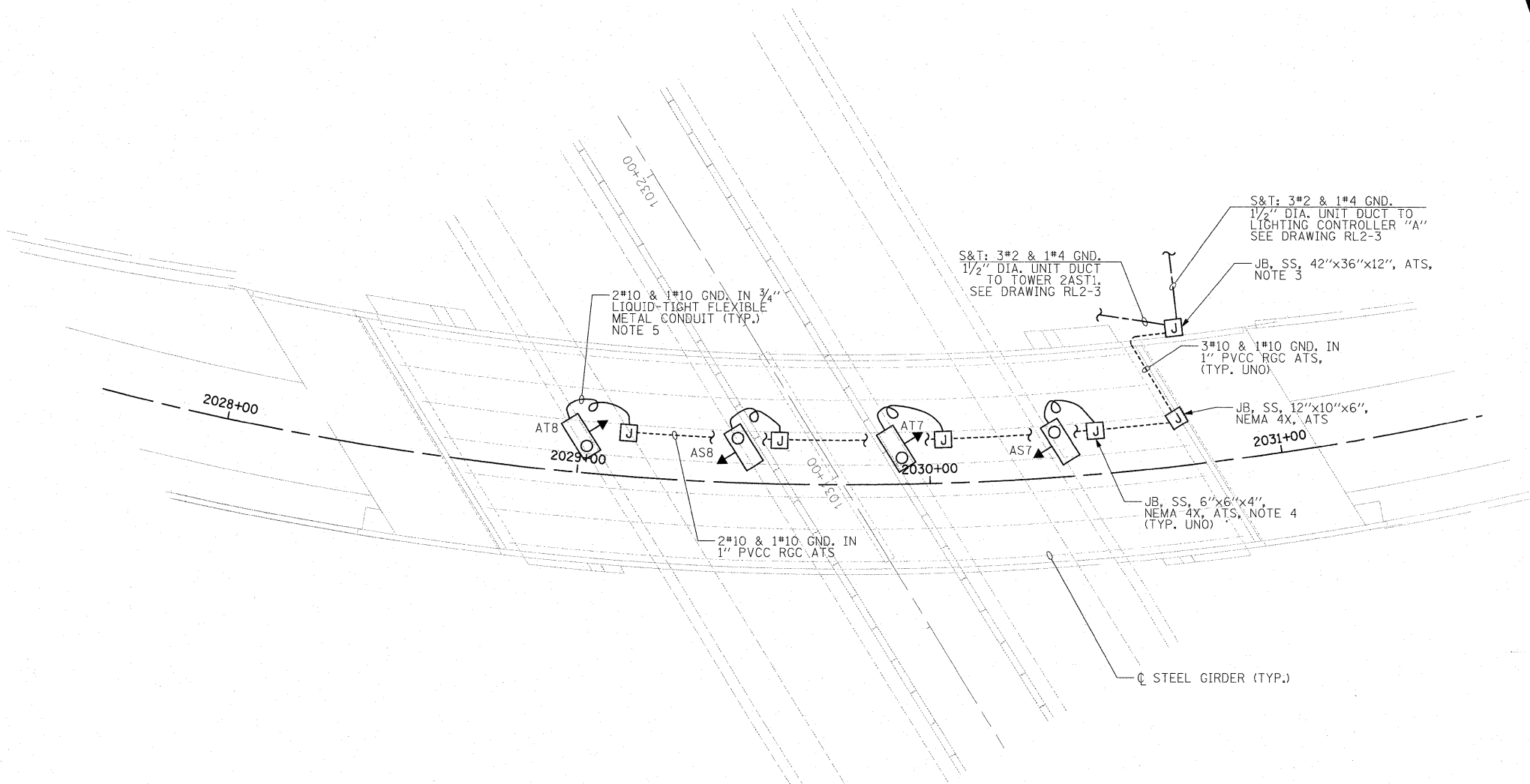




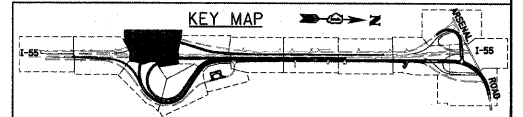
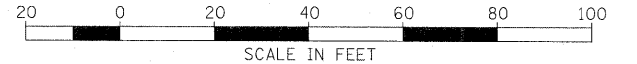
**NOTES:**

1. SEE DRAWING GE-1 FOR ELECTRICAL SYMBOL LIST AND ABBREVIATIONS. SEE DRAWING GE-2 FOR ELECTRICAL GENERAL NOTES AND SUGGESTED LIGHTING PHASING NOTES.
2. STATION AND OFFSET IN THIS CHART IS TO THE CENTER OF THE LUMINAIRE.
3. BRIDGE JUNCTION BOX INSTALLED IN CONSTRUCTION STAGE 2. SEE DRAWINGS RL2-3 AND ED-3 FOR INSTALLATION DETAILS. JUNCTION BOX CONTAINS 30A FUSES AND SOLID SLUG FOR NEUTRAL CONDUCTOR. THIS WORK SHALL BE INCLUDED IN THE "JUNCTION BOX, STAINLESS STEEL, ATTACHED TO STRUCTURE, 42"x36"x12" PAY ITEM. SEPARATE PAYMENT WILL NOT BE MADE.
4. FURNISH AND INSTALL JUNCTION BOXES FOR EACH UNDERPASS LUMINAIRE AS SHOWN ON THIS DRAWING AND IDOT STANDARD DRAWING BE-900. MOUNT JUNCTION BOXES UNDERNEATH BRIDGE DECK, CENTERED ABOVE UNDERPASS LUMINAIRE LOCATIONS. THIS WORK SHALL BE INCLUDED IN THE "JUNCTION BOX, STAINLESS STEEL, ATTACHED TO STRUCTURE, 6"x6"x4" PAY ITEM. SEPARATE PAYMENT WILL NOT BE MADE.
5. FURNISH AND INSTALL UNDERPASS LUMINAIRES AS SHOWN ON THIS DRAWING AND IDOT STANDARD DRAWING BE-900. INCLUDE UNDERPASS LUMINAIRE HANGER ASSEMBLY COMPLETE WITH HEAVY DUTY ANCHORS/INSERTS, ALL APPLICABLE HARDWARE, 3/4" CONDUIT, AND 3/4" FLEXIBLE CONDUIT. FLARED LOOP INSERTS MUST BE CAST INTO THE CONCRETE DECK. LOCATE AND COORDINATE THE INSERT LOCATIONS WITH THE BRIDGE DECK CONTRACTOR. FURNISH AND INSTALL LUMINAIRE NUMBERING DECAL BRACKET AND DECAL. THIS WORK SHALL BE INCLUDED IN THE "UNDERPASS LUMINAIRE, 70 WATT, HIGH PRESSURE SODIUM VAPOR, STAINLESS STEEL HOUSING" PAY ITEM. SEPARATE PAYMENT WILL NOT BE MADE.



TYPICAL UNDERPASS LIGHTING UNIT WIRING DIAGRAM  
N.T.S.

UNDERPASS FIXTURE NUMBER	UNDERPASS FIXTURE LOCATION (NOTE 2)		
	ROADWAY	STATION	CL OFFSET
AS7	SB I-55 EX.	2030+37.5	10'-1" LT
AT7	SB I-55 EX.	2029+90.5	10'-1" LT
AS8	SB I-55 EX.	2029+47	10'-1" LT
AT8	SB I-55 EX.	2029+00	10'-1" LT



**McDonough Associates Inc.**  
 Engineers / Architects  
 130 East Randolph Street, Chicago, Illinois 60601

FILE NAME =  
D160F12-SHT-UL-1.dgn

USER NAME = TKluergel  
 PLOT SCALE = 1:20  
 PLOT DATE = 3/7/2011

DESIGNED - J.L.W.  
 DRAWN - C.J.M.  
 CHECKED - K.M.Y.  
 DATE - 2/4/11

REVISED -  
 REVISED -  
 REVISED -  
 REVISED -

**STATE OF ILLINOIS  
DEPARTMENT OF TRANSPORTATION**

**I-55 AT ARSENAL ROAD  
RAMP C BRIDGE  
UNDERPASS LIGHTING PLAN**

SCALE: 1" = 20'    SHEET NO. 1 OF 1 SHEETS    STA.    TO STA.

F.A.I. RTE.	SECTION	COUNTY	TOTAL SHEETS	SHEET NO.
55	99-2HB-2B-1	WILL	756	404

CONTRACT NO. 60F12  
FED. ROAD DIST. NO. 1 ILLINOIS FED. AID PROJECT