

**END CONSTRUCTION**

G20-2A(0)-3618  
STA. 423+50, L.T.  
(NOT SHOWN)

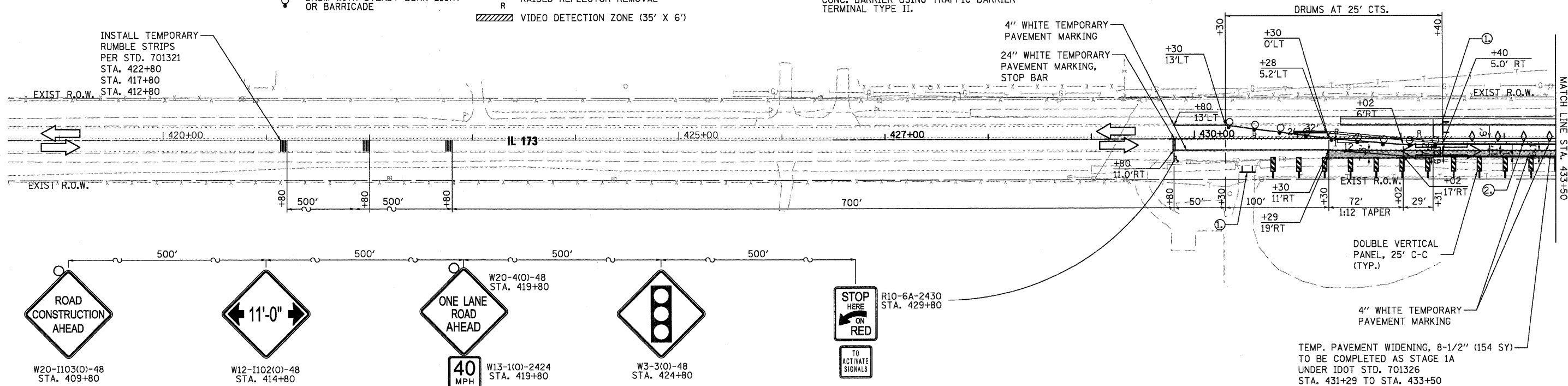
**LEGEND**

- TYPE III BARRICADE WITH FLASHING LIGHT
- IMPACT ATTENUATOR
- TEMPORARY PAVEMENT WIDENING, 8-1/2"
- SIGN (WORK ZONE)
- DRUM WITH STEADY BURN LIGHT OR BARRICADE

- TEMPORARY CONCRETE BARRIER W/ TYPE C MARKERS
- DOUBLE VERTICAL PANEL
- CRYSTAL BIDIRECTIONAL BARRIER WALL/GUARDRAIL MARKER
- PERMANENT PAVEMENT MARKING REMOVAL
- RAISED REFLECTOR REMOVAL
- VIDEO DETECTION ZONE (35' X 6')

**STAGING PLAN NOTES:**

1. TYPE III BARRICADE WITH ROAD CLOSED SIGN TO BE PLACED WHEN NO WORK IS BEING PERFORMED.
2. BARRIER WALL/GUARDRAIL MARKERS AT 25' cts. SEE STANDARDS 704001 & 635011.
3. WHEN TEMP. BRIDGE RAIL IS SPECIFIED, IT SHALL BE CONNECTED TO THE TEMP. CONC. BARRIER USING TRAFFIC BARRIER TERMINAL TYPE II.



SEE D1 STD TC-26 (2 REQ)

THE COST TO FURNISH, INSTALL AND REMOVE THESE SIGNS SHALL BE INCLUDED IN THE COST OF TRAFFIC CONTROL AND PROTECTION STANDARD 701321


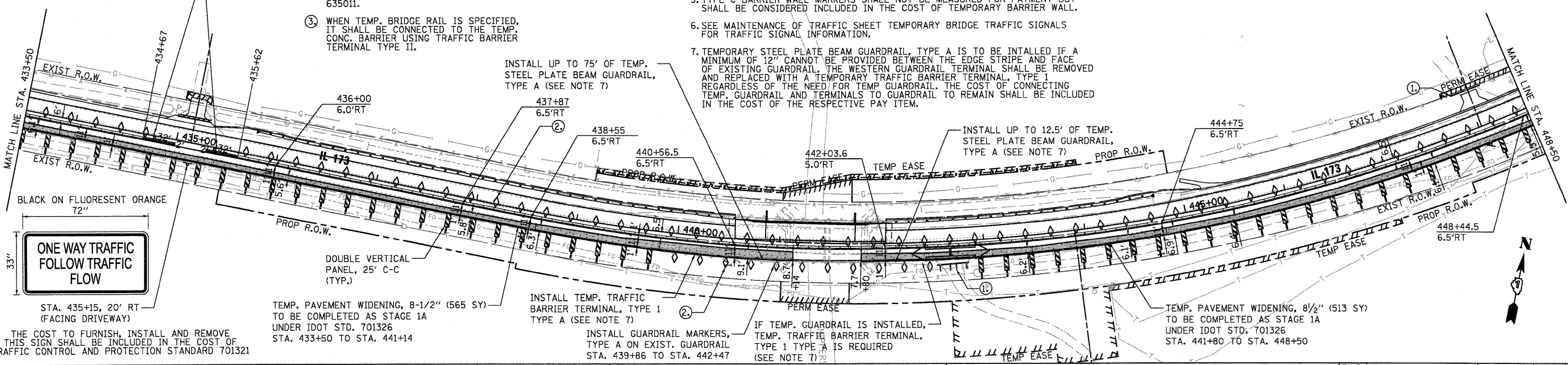
**STAGING PLAN NOTES:**

1. TYPE III BARRICADE WITH ROAD CLOSED SIGN TO BE PLACED WHEN NO WORK IS BEING PERFORMED.
2. BARRIER WALL/GUARDRAIL MARKERS AT 25' cts. SEE STANDARDS 704001 & 635011.
3. WHEN TEMP. BRIDGE RAIL IS SPECIFIED, IT SHALL BE CONNECTED TO THE TEMP. CONC. BARRIER USING TRAFFIC BARRIER TERMINAL TYPE II.

**GENERAL NOTES:**

1. SEE IDOT STANDARD 701321, LANE CLOSURE, 2L, 2W, BRIDGE REPAIR WITH BARRIER FOR ADDITIONAL INFORMATION.
2. SEE MOT TYPICAL SECTIONS FOR ADDITIONAL INFORMATION.
3. AGGREGATE SHOULDER SHALL BE PLACED ADJACENT TO THE TEMPORARY PAVEMENT AND BE PAID FOR AS ITEM 48101900, AGGREGATE WEDGE SHOULDER TYPE B.
4. DRIVEWAY ACCESS SHALL BE MAINTAINED AT ALL TIMES. ADJUSTMENTS NECESSARY TO TRAFFIC CONTROL ITEMS TO MAINTAIN ACCESS SHALL NOT BE PAID FOR BUT SHALL BE CONSIDERED INCLUDED IN THE COST OF TEMPORARY BARRIER WALL.
5. TYPE C BARRIER WALL MARKERS SHALL NOT BE MEASURED FOR PAYMENT BUT SHALL BE CONSIDERED INCLUDED IN THE COST OF TEMPORARY BARRIER WALL.
6. SEE MAINTENANCE OF TRAFFIC SHEET TEMPORARY BRIDGE TRAFFIC SIGNALS FOR TRAFFIC SIGNAL INFORMATION.
7. TEMPORARY STEEL PLATE BEAM GUARDRAIL, TYPE A IS TO BE INSTALLED IF A MINIMUM OF 12" CANNOT BE PROVIDED BETWEEN THE EDGE STRIPE AND FACE OF EXISTING GUARDRAIL. THE WESTERN GUARDRAIL TERMINAL SHALL BE REMOVED AND REPLACED WITH A TEMPORARY TRAFFIC BARRIER TERMINAL, TYPE 1 REGARDLESS OF THE NEED FOR TEMP GUARDRAIL. THE COST OF CONNECTING TEMP. GUARDRAIL AND TERMINALS TO GUARDRAIL TO REMAIN SHALL BE INCLUDED IN THE COST OF THE RESPECTIVE PAY ITEM.

8. ONE CHANGEABLE MESSAGE SIGN SHALL BE REQUIRED AT EACH END OF THE PROJECT. SEE SPECIAL PROVISIONS. LOCATION SHALL BE AS DIRECTED BY RESIDENT ENGINEER.
9. CONTRACTOR TO PLACE TEMPORARY INFORMATION SIGNING PER DISTRICT 1 STANDARD TC-22.



STA. 435+15, 20' RT (FACING DRIVEWAY)

THE COST TO FURNISH, INSTALL AND REMOVE THIS SIGN SHALL BE INCLUDED IN THE COST OF TRAFFIC CONTROL AND PROTECTION STANDARD 701321

TEMP. PAVEMENT WIDENING, 8-1/2" (565 SY) TO BE COMPLETED AS STAGE 1A UNDER IDOT STD. 701326 STA. 433+50 TO STA. 441+14

INSTALL TEMP. TRAFFIC BARRIER TERMINAL, TYPE 1 TYPE A (SEE NOTE 7)

INSTALL GUARDRAIL MARKERS, TYPE A ON EXIST. GUARDRAIL STA. 439+86 TO STA. 442+47

IF TEMP. GUARDRAIL IS INSTALLED, TEMP. TRAFFIC BARRIER TERMINAL, TYPE 1 TYPE A IS REQUIRED (SEE NOTE 7)

TEMP. PAVEMENT WIDENING, 8 1/2" (513 SY) TO BE COMPLETED AS STAGE 1A UNDER IDOT STD. 701326 STA. 441+80 TO STA. 448+50

**WILLS BURKE KELSEY ASSOCIATES LTD.**  
116 West Main Street, Suite 201  
St. Charles, Illinois 60174  
(800) 445-7755

USER NAME = #USER#	DESIGNED - SBP/KMA	REVISED -
PLOT SCALE =	DRAWN - AH	REVISED -
PLOT DATE = 1/5/2011	CHECKED - PJF	REVISED -
	DATE - 12/14/10	REVISED -

**STATE OF ILLINOIS DEPARTMENT OF TRANSPORTATION**

**MAINTENANCE OF TRAFFIC STAGE 1**

SCALE: SHEET NO. 25 OF 106 SHEETS STA. 428+74.0 TO STA. 442+50.0

F.A.P. RTE. 303	SECTION 132 B-2	COUNTY McHENRY	TOTAL SHEETS 106	SHEET NO. 25
CONTRACT NO. 60I29			FED. ROAD DIST. NO. ILLINOIS FED. AID PROJECT	