100 PIPE CULVERTS, CLASS A, TYPE 2, 12" 13' @ 2.00% TBF= 1 CY	103 PIPE CULVERTS, CLASS A, TYPE 2, 12"-36' TBF= 1 CY (SEE CROSS SECTIONS SHEETS NO. 52 TO 112D) (SEE DETAIL SHEET NO. 46)	100-CB STA 873+50/61.5' LT CATCH BASINS, TYPE A, 4'-DIA WITH TYPE 20 FRAME AND GRATE FL= 701.46 INV.= 698.59 (N)	103-CB STA 881+00/61.5' LT CATCH BASINS, TYPE A, 4'-DIA WITH TYPE 20 FRAME AND GRATE FL= 693.28 INV.=688.53 (N)	100-FES STA 873+50/73.7' LT PRECAST REINFORCED CONCRETE FLARED END SECTIONS, 12" INV.=698.33	103-FES STA 881+00/93.3' LT PRECAST REINFORCED CONCRETE FLARED END SECTIONS, 12" INV.=682.89
101 PIPE CULVERTS, CLASS A, TYPE 2, 12" 12' @ 2.00% TBF= 1 CY	104 PIPE CULVERTS, CLASS A, TYPE 2, 12"-66' TBF= 2 CY (SEE CROSS SECTIONS SHEETS NO. 52 TO 112D) (SEE DETAIL SHEET NO. 46)	101-CB STA 876+00/61.5' LT CATCH BASINS, TYPE A, 4'-DIA WITH TYPE 20 FRAME AND GRATE FL= 698.90 INV.=696.10 (N)	104-CB STA 883+50/61.5' LT CATCH BASINS, TYPE A, 4'-DIA WITH TYPE 20 FRAME AND GRATE FL= 690.35 INV.=685.60 (N)	101-FES STA 876+00/73.5' LT PRECAST REINFORCED CONCRETE FLARED END SECTIONS, 12" INV.=695.86	104-FES STA 883+50/111.7' LT PRECAST REINFORCED CONCRETE FLARED END SECTIONS, 12" INV.=667.92
102 PIPE CULVERTS, CLASS A, TYPE 2, 12" 22' @ 2.00% TBF= 3 CY	105 PIPE CULVERTS, CLASS A, TYPE 2, 12"-80' TBF= 5 CY (SEE CROSS SECTIONS SHEETS NO. 52 TO 112D) (SEE DETAIL SHEET NO. 46)	102-CB STA 878+50/61.5' LT CATCH BASINS, TYPE A, 4'-DIA WITH TYPE 20 FRAME AND GRATE FL= 696.08 INV.=690.95 (N)	105-CB STA 886+00/61.5' LT CATCH BASINS, TYPE A, 4'-DIA WITH TYPE 20 FRAME AND GRATE FL= 687.63 INV.=680.38 (N)	102-FES STA 878+50/83.3' LT PRECAST REINFORCED CONCRETE FLARED END SECTIONS, 12" INV.=690.51	105-FES STA 886+00/121.4' LT PRECAST REINFORCED CONCRETE FLARED END SECTIONS, 12" INV.=657.49

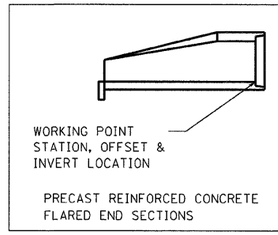

PRECAST REINFORCED CONCRETE
FLARED END SECTIONS

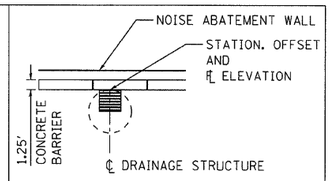

DRAINAGE STRUCTURE NOTATION
AT CONCRETE BARRIER

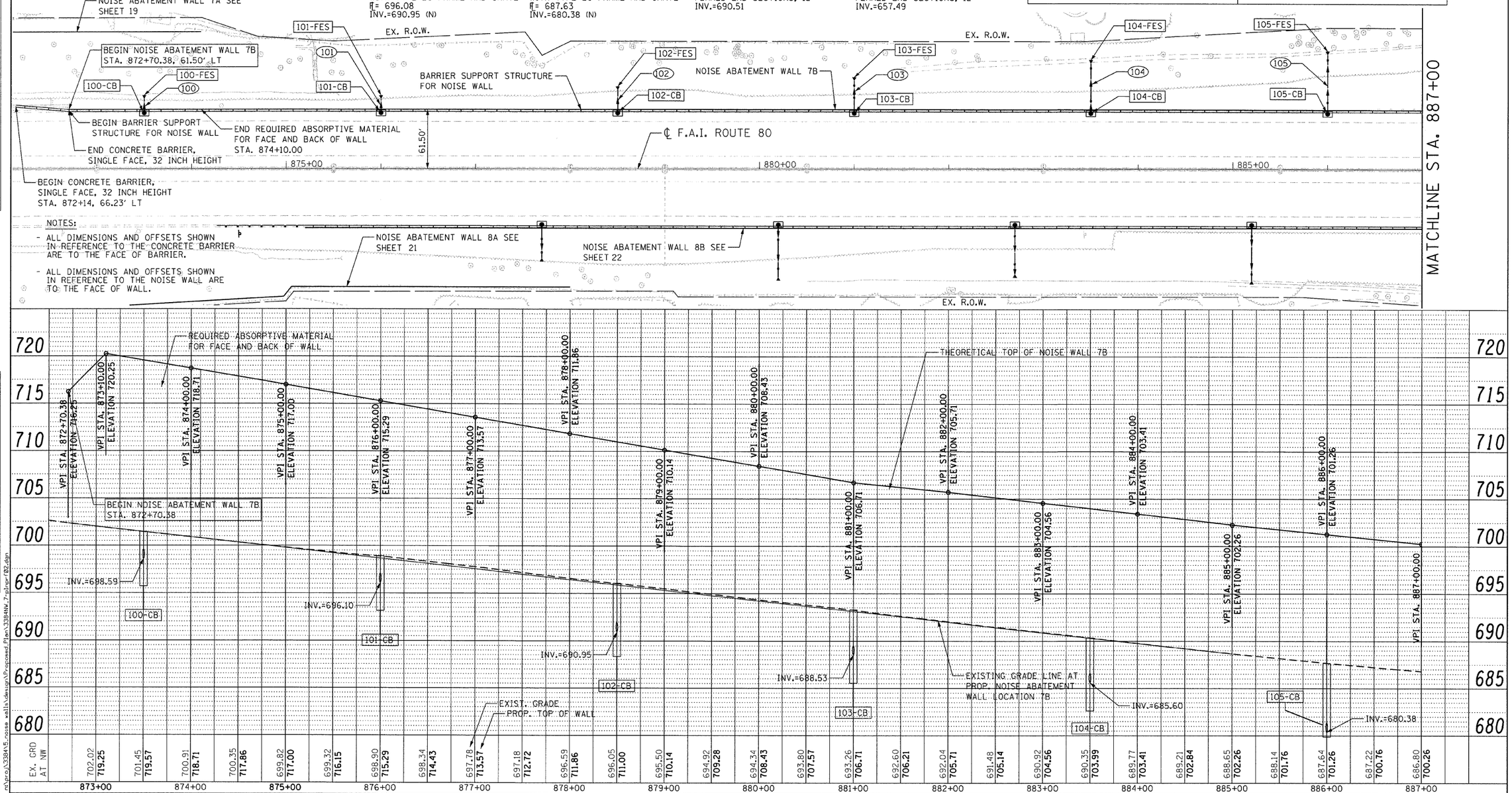

PLAN	BY	DATE
SURVEYED		
PLOTTED		
ALIGNMENT CHECKED		
RT. OF WAY CHECKED		
CADD FILE NAME		
NOTE BOOK NO.		

PROFILE	BY	DATE
SURVEYED		
PLOTTED		
GRADES CHECKED		
BLM. NOTED		
STRUCTURE NOTATNS CHKD		
NOTE BOOK NO.		

n:\proj\33B4\5_noise walls\design\Proposed Plan\33B4NW_7-plnpr02.dgn

ENGINEERING CONSULTANT
Clorba Group, Inc.
CONSULTING ENGINEERS
5537 North Cumberland Avenue, Suite 402
Chicago, Illinois 60656
Tel: 773.775.4009 Fax 773.775.4014
Email chicago@clorba.com

USER NAME = jkjellman	DESIGNED - CRC	REVISED -	
	DRAWN - JMK	REVISED -	
PLOT SCALE = 50.0000 ' / IN.	CHECKED - SNS	REVISED -	
PLOT DATE = 3/24/2011	DATE - 1/7/2011	REVISED -	

STATE OF ILLINOIS
DEPARTMENT OF TRANSPORTATION

F.A.I. 80 NOISE ABATEMENT WALLS
PROPOSED NOISE WALL 7B PLAN AND PROFILE

SCALE: 1" = 50' | SHEET NO. 20 OF 112 SHEETS | STA. | TO STA.

F.A.I. RTE.	SECTION	COUNTY	TOTAL SHEETS	SHEET NO.
80	99-5R-1	WILL	112	20

CONTRACT NO. 60N86

ILLINOIS FED. AID PROJECT