

If you plan to submit a bid directly to the Department of Transportation

PREQUALIFICATION

Any contractor who desires to become pre-qualified to bid on work advertised by IDOT must submit the properly completed pre-qualification forms to the Bureau of Construction no later than 4:30 p.m. prevailing time twenty-one days prior to the letting of interest. This pre-qualification requirement applies to first time contractors, contractors renewing expired ratings, contractors maintaining continuous pre-qualification or contractors requesting revised ratings. To be eligible to bid, existing pre-qualification ratings must be effective through the date of letting.

REQUESTS FOR AUTHORIZATION TO BID

Contractors wanting to bid on items included in a particular letting must submit the properly completed "Request for Authorization to Bid/or Not For Bid Status" (BDE 124) and the ORIGINAL "Affidavit of Availability" (BC 57) to the proper office no later than 4:30 p.m. prevailing time, three (3) days prior to the letting date. This does not apply to Small Business Set-Asides.

WHO CAN BID ?

Bids will be accepted from only those companies that request and receive written **Authorization to Bid** from IDOT's Central Bureau of Construction. This does not apply to Small Business Set-Asides.

WHAT CONSTITUTES WRITTEN AUTHORIZATION TO BID?: When a prospective prime bidder submits a "Request for Authorization to Bid/or Not For Bid Status" (BDE 124) he/she must indicate at that time which items are being requested For Bidding purposes. Only those items requested For Bidding will be analyzed. After the request has been analyzed, the bidder will be issued an **Authorization to Bid or Not for Bid Report**, approved by the Central Bureau of Construction that indicates which items have been approved For Bidding. If **Authorization to Bid** cannot be approved, the **Authorization to Bid or Not for Bid Report** will indicate the reason for denial.

ABOUT AUTHORIZATION TO BID: Firms that have not received an authorization form within a reasonable time of complete and correct original document submittal should contact the department as to status. This is critical in the week before the letting. These documents must be received three days before the letting date. Firms unsure as to authorization status should call the Prequalification Section of the Bureau of Construction at the number listed at the end of these instructions.

ADDENDA AND REVISIONS: It is the contractor's responsibility to determine which, if any, addenda or revisions pertain to any project they may be bidding. Failure to incorporate all relevant addenda or revisions may cause the bid to be declared unacceptable.

Each addendum will be placed with the contract number. Addenda and revisions will also be placed on the Addendum/Revision Checklist and each subscription service subscriber will be notified by e-mail of each addendum and revision issued.

The Internet is the Department's primary way of doing business. The subscription server e-mails are an added courtesy the Department provides. It is suggested that bidders check IDOT's website at <http://www.dot.il.gov/desenv/delett.html> before submitting final bid information.

IDOT IS NOT RESPONSIBLE FOR ANY E-MAIL FAILURES.

Addenda Questions may be directed to the Plans and Contracts Office at (217)782-7806 or D&Econtracts@dot.il.gov

Technical Questions about downloading these files may be directed to Tim Garman (217)524-1642 or Timothy.Garman@illinois.gov.

WHAT MUST BE INCLUDED WHEN BIDS ARE SUBMITTED?: Bidders need not return the entire proposal when bids are submitted. That portion of the proposal that must be returned includes the following:

1. All documents from the Proposal Cover Sheet through the Proposal Bid Bond
2. Other special documentation and/or information that may be required by the contract special provisions

All proposal documents, including Proposal Guaranty Checks or Proposal Bid Bonds, should be stapled together to prevent loss when bids are processed by IDOT personnel.

ABOUT SUBMITTING BIDS: It is recommended that bidders deliver bids in person to insure they arrive at the proper location prior to the time specified for the receipt of bids. Any bid received at the place of letting after the time specified will not be accepted.

WHO SHOULD BE CALLED IF ASSISTANCE IS NEEDED?

Questions Regarding	Call
Prequalification and/or Authorization to Bid	217/782-3413
Preparation and submittal of bids	217/782-7806
Mailing of plans and proposals	217/782-7806

ADDENDUMS AND REVISIONS TO THE PROPOSAL FORMS

Bidders should verify that they have received and incorporated any addendum and/or revision prior to submitting their bid. Failure by the bidder to include an addendum or revision could result in a bid being rejected as irregular.

24

RETURN WITH BID

Proposal Submitted By
Name
Address
City

Letting April 29, 2011

BIDDERS NEED NOT RETURN THE ENTIRE PROPOSAL
(See instructions inside front cover)

NOTICE TO PROSPECTIVE BIDDERS

This proposal can be used for bidding purposes by only those companies that request and receive written AUTHORIZATION TO BID from IDOT's Central Bureau of Construction. This does not apply to Small Business Set-Asides.

(SEE INSTRUCTIONS ON THE INSIDE OF COVER)

Notice to Bidders, Specifications, Proposal, Contract and Contract Bond



**Illinois Department
of Transportation**

Springfield, Illinois 62764

Contract No. 64G69
CARROLL-STEPHENSON Counties
Section (109,113)RS
Route FAP 654
Project F-0654(019)
District 2 Construction Funds

PLEASE MARK THE APPROPRIATE BOX BELOW:

- A Bid Bond is included.
- A Cashier's Check or a Certified Check is included

Plans Included
Herein

Prepared by	
Checked by	F

(Printed by authority of the State of Illinois)

INSTRUCTIONS

ABOUT IDOT PROPOSALS: All proposals issued by IDOT are potential bidding proposals. Each proposal contains all Certifications and Affidavits, a Proposal Signature Sheet and a Proposal Bid Bond. In addition, this proposal contains new statutory requirements applicable to the use of subcontractors and, in particular, includes the State Required Ethical Standards Governing Subcontractors to be signed and incorporated into all subcontracts.

WHO CAN BID?: Bids will be accepted from only those companies that request and receive written **Authorization to Bid** from IDOT's Central Bureau of Construction. To request authorization, a potential bidder must complete and submit Part B of the Request for Authorization to Bid/or Not For Bid Status form (BDE 124) and submit an original Affidavit of Availability (BC 57). This does not apply to Small Business Set-Asides.

WHAT CONSTITUTES WRITTEN AUTHORIZATION TO BID?: When a prospective prime bidder submits a "**Authorization to Bid or Not for Bid**" form, he/she must indicate at that time which items are being requested For Bidding purposes. Only those items requested For Bidding will be analyzed. After the request has been analyzed, the bidder will be issued a **Authorization to Bid or Not for Bid Report**, approved by the Central Bureau of Construction, that indicates which items have been approved For Bidding. If **Authorization to Bid** cannot be approved, the **Authorization to Bid or Not for Bid Report** will indicate the reason for denial. If a contractor has requested to bid but has not received a **Authorization to Bid or Not for Bid Report**, they should contact the Central Bureau of Construction in advance of the letting date.

WHAT MUST BE INCLUDED WHEN BIDS ARE SUBMITTED?: Bidders need not return the entire proposal when bids are submitted. That portion of the proposal that must be returned includes the following:

1. All documents from the Proposal Cover Sheet through the Proposal Bid Bond
2. Other special documentation and/or information that may be required by the contract special provisions

All proposal documents, including Proposal Guaranty Checks or Proposal Bid Bonds, should be stapled together to prevent loss when bids are processed by IDOT personnel.

ABOUT SUBMITTING BIDS: It is recommended that bidders deliver bids in person to insure they arrive at the proper location prior to the time specified for the receipt of bids. Any bid received at the place of letting after the time specified will not be accepted.

WHO SHOULD BE CALLED IF ASSISTANCE IS NEEDED?

Questions Regarding	Call
Prequalification and/or Authorization to Bid	217/782-3413
Preparation and submittal of bids	217/782-7806

RETURN WITH BID



PROPOSAL

TO THE DEPARTMENT OF TRANSPORTATION

1. Proposal of _____

Taxpayer Identification Number (Mandatory) _____

for the improvement identified and advertised for bids in the Invitation for Bids as:

**Contract No. 64G69
CARROLL-STEPHENSON Counties
Section (109,113)RS
Project F-0654(019)
Route FAP 654
District 2 Construction Funds**

7.1 miles of milling, pavement patching, HMA surface and striping on IL 73 from the Stephenson County Line to US 52/IL 64.

2. The undersigned bidder will furnish all labor, material and equipment to complete the above described project in a good and workmanlike manner as provided in the contract documents provided by the Department of Transportation. This proposal will become part of the contract and the terms and conditions contained in the contract documents shall govern performance and payments.

RETURN WITH BID

3. **ASSURANCE OF EXAMINATION AND INSPECTION/WAIVER.** The undersigned further declares that he/she has carefully examined the proposal, plans, specifications, addenda form of contract and contract bond, and special provisions, and that he/she has inspected in detail the site of the proposed work, and that he/she has familiarized themselves with all of the local conditions affecting the contract and the detailed requirements of construction, and understands that in making this proposal he/she waives all right to plead any misunderstanding regarding the same.
4. **EXECUTION OF CONTRACT AND CONTRACT BOND.** The undersigned further agrees to execute a contract for this work and present the same to the department within fifteen (15) days after the contract has been mailed to him/her. The undersigned further agrees that he/she and his/her surety will execute and present within fifteen (15) days after the contract has been mailed to him/her contract bond satisfactory to and in the form prescribed by the Department of Transportation, in the penal sum of the full amount of the contract, guaranteeing the faithful performance of the work in accordance with the terms of the contract.
5. **PROPOSAL GUARANTY.** Accompanying this proposal is either a bid bond on the department form, executed by a corporate surety company satisfactory to the department, or a proposal guaranty check consisting of a bank cashier's check or a properly certified check for not less than 5 per cent of the amount bid or for the amount specified in the following schedule:

<u>Amount of Bid</u>		<u>Proposal Guaranty</u>	<u>Amount of Bid</u>		<u>Proposal Guaranty</u>	
Up to	\$5,000	\$150	\$2,000,000	to	\$3,000,000	\$100,000
\$5,000	to \$10,000	\$300	\$3,000,000	to	\$5,000,000	\$150,000
\$10,000	to \$50,000	\$1,000	\$5,000,000	to	\$7,500,000	\$250,000
\$50,000	to \$100,000	\$3,000	\$7,500,000	to	\$10,000,000	\$400,000
\$100,000	to \$150,000	\$5,000	\$10,000,000	to	\$15,000,000	\$500,000
\$150,000	to \$250,000	\$7,500	\$15,000,000	to	\$20,000,000	\$600,000
\$250,000	to \$500,000	\$12,500	\$20,000,000	to	\$25,000,000	\$700,000
\$500,000	to \$1,000,000	\$25,000	\$25,000,000	to	\$30,000,000	\$800,000
\$1,000,000	to \$1,500,000	\$50,000	\$30,000,000	to	\$35,000,000	\$900,000
\$1,500,000	to \$2,000,000	\$75,000	over		\$35,000,000	\$1,000,000

Bank cashier's checks or properly certified checks accompanying proposals shall be made payable to the Treasurer, State of Illinois, when the state is awarding authority; the county treasurer, when a county is the awarding authority; or the city, village, or town treasurer, when a city, village, or town is the awarding authority.

If a combination bid is submitted, the proposal guaranties which accompany the individual proposals making up the combination will be considered as also covering the combination bid.

The amount of the proposal guaranty check is _____ \$(_____). If this proposal is accepted and the undersigned shall fail to execute a contract bond as required herein, it is hereby agreed that the amount of the proposal guaranty shall become the property of the State of Illinois, and shall be considered as payment of damages due to delay and other causes suffered by the State because of the failure to execute said contract and contract bond; otherwise, the bid bond shall become void or the proposal guaranty check shall be returned to the undersigned.

Attach Cashier's Check or Certified Check Here

In the event that one proposal guaranty check is intended to cover two or more proposals, the amount must be equal to the sum of the proposal guaranties which would be required for each individual proposal. If the guaranty check is placed in another proposal, state below where it may be found.

The proposal guaranty check will be found in the proposal for:

Item _____

Section No. _____

County _____

Mark the proposal cover sheet as to the type of proposal guaranty submitted.

RETURN WITH BID

6. **COMBINATION BIDS.** The undersigned further agrees that if awarded the contract for the sections contained in the following combination, he/she will perform the work in accordance with the requirements of each individual proposal comprising the combination bid specified in the schedule below, and that the combination bid shall be prorated against each section in proportion to the bid submitted for the same. If an error is found to exist in the gross sum bid for one or more of the individual sections included in a combination, the combination bid shall be corrected as provided in the specifications.

When a combination bid is submitted, the schedule below must be completed in each proposal comprising the combination.

If alternate bids are submitted for one or more of the sections comprising the combination, a combination bid must be submitted for each alternate.

Schedule of Combination Bids

Combination No.	Sections Included in Combination	Combination Bid	
		Dollars	Cents

7. **SCHEDULE OF PRICES.** The undersigned bidder submits herewith, in accordance with the rules and instructions, a schedule of prices for the items of work for which bids are sought. The unit prices bid are in U.S. dollars and cents, and all extensions and summations have been made. The bidder understands that the quantities appearing in the bid schedule are approximate and are provided for the purpose of obtaining a gross sum for the comparison of bids. If there is an error in the extension of the unit prices, the unit prices shall govern. Payment to the contractor awarded the contract will be made only for actual quantities of work performed and accepted or materials furnished according to the contract. The scheduled quantities of work to be done and materials to be furnished may be increased, decreased or omitted as provided elsewhere in the contract.
8. **AUTHORITY TO DO BUSINESS IN ILLINOIS.** Section 20-43 of the Illinois Procurement Code (30 ILCS 500/20-43) provides that a person (other than an individual acting as a sole proprietor) must be a legal entity authorized to do business in the State of Illinois prior to submitting the bid.
9. **The services of a subcontractor will or may be used.**

Check box Yes
 Check box No

For known subcontractors with subcontracts with an annual value of more than \$25,000, the contract shall include their name, address, and the dollar allocation for each subcontractor.

10. **EXECUTION OF CONTRACT:** The Department of Transportation will, in accordance with the rules governing Department procurements, execute the contract and shall be the sole entity having the authority to accept performance and make payments under the contract. Execution of the contract by the Chief Procurement Officer or the State Purchasing Officer is for approval of the procurement process and execution of the contract by the Department. Neither the Chief Procurement Officer nor the State Purchasing Officer shall be responsible for administration of the contract or determinations respecting performance or payment there under except as otherwise permitted in the Illinois Procurement Code.

ILLINOIS DEPARTMENT OF TRANSPORTATION
 SCHEDULE OF PRICES
 CONTRACT
 NUMBER -

64G69

State Job # - C-92-044-11
 PPS NBR - 2-15130-0000
 County Name - CARROLL- STEPHENSON-
 Code - 15 - 177 -
 District - 2 - 2 -
 Section Number - (109,113)RS

Project Number
 F-0654/019/

Route
 FAP 654

Item Number	Pay Item Description	Unit of Measure	Quantity	x	Unit Price	=	Total Price
X2800400	PERIMETER EROS BAR SP	FOOT	1,722.000				
X4060627	LB MM IL-9.5FG N50	TON	6,318.000				
X4401198	HMA SURF REM VAR DP	SQ YD	1,755.000				
X4811900	AGGREGATE SHLDS SPL	TON	4.000				
X6024503	INLET ADJ NEW F&G SPL	EACH	12.000				
X6026628	VALVE BOX REPLACED	EACH	1.000				
X6310176	TRAF BAR TERM T2 SPL	EACH	1.000				
Z0013798	CONSTRUCTION LAYOUT	L SUM	1.000				
Z0029001	GRATED CULV EXT N1	EACH	1.000				
Z0034105	MATL TRANSFER DEVICE	TON	8,700.000				
Z0040315	PILOT CAR	DAY	10.000				
Z0048665	RR PROT LIABILITY INS	L SUM	1.000				
Z0055100	RUMBLE RESURF	SQ YD	200.000				
20200100	EARTH EXCAVATION	CU YD	120.000				
20400800	FURNISHED EXCAVATION	CU YD	150.000				

ILLINOIS DEPARTMENT OF TRANSPORTATION
 SCHEDULE OF PRICES
 CONTRACT
 NUMBER -

64G69

State Job # - C-92-044-11
 PPS NBR - 2-15130-0000
 County Name - CARROLL- STEPHENSON-
 Code - 15 - 177 -
 District - 2 - 2 -
 Section Number - (109,113)RS

Project Number
 F-0654/019/

Route
 FAP 654

Item Number	Pay Item Description	Unit of Measure	Quantity	x	Unit Price	=	Total Price
25100630	EROSION CONTR BLANKET	SQ YD	281.000				
40600200	BIT MATLS PR CT	TON	67.300				
40600300	AGG PR CT	TON	165.000				
40600895	CONSTRUC TEST STRIP	EACH	1.000				
40600982	HMA SURF REM BUTT JT	SQ YD	2,090.000				
40600985	PCC SURF REM BUTT JT	SQ YD	99.000				
40600990	TEMPORARY RAMP	SQ YD	1,144.000				
40603310	HMA SC "C" N50	TON	9,334.000				
40800050	INCIDENTAL HMA SURF	TON	1,060.000				
44000158	HMA SURF REM 2 1/4	SQ YD	40,608.000				
44000165	HMA SURF REM 4	SQ YD	419.000				
44000500	COMB CURB GUTTER REM	FOOT	896.000				
44300200	STRIP REF CR CON TR	FOOT	113,136.000				
48102100	AGG WEDGE SHLD TYPE B	TON	4,258.000				
48203020	HMA SHOULDERS 5 3/4	SQ YD	160.000				

ILLINOIS DEPARTMENT OF TRANSPORTATION
 SCHEDULE OF PRICES
 CONTRACT
 NUMBER -

64G69

State Job # - C-92-044-11
 PPS NBR - 2-15130-0000
 County Name - CARROLL- STEPHENSON-
 Code - 15 - 177 -
 District - 2 - 2 -
 Section Number - (109,113)RS

Project Number
 F-0654/019/

Route
 FAP 654

Item Number	Pay Item Description	Unit of Measure	Quantity	x	Unit Price	=	Total Price
50100100	REM EXIST STRUCT	EACH	1.000				
50102400	CONC REM	CU YD	2.000				
50104400	CONC HDWL REM	EACH	1.000				
50800105	REINFORCEMENT BARS	POUND	28.000				
54002020	EXPAN BOLTS 3/4	EACH	12.000				
542D0220	P CUL CL D 1 15	FOOT	23.000				
542D1087	P CUL CL D 2 42	FOOT	5.000				
54213450	END SECTIONS 15	EACH	3.000				
54213477	END SECTIONS 42	EACH	1.000				
54247180	GRATING-C FL END S 42	EACH	1.000				
54248510	CONCRETE COLLAR	CU YD	1.100				
60255500	MAN ADJUST	EACH	37.000				
60260100	INLETS ADJUST	EACH	5.000				
60266600	VALVE BOX ADJ	EACH	12.000				
60605000	COMB CC&G TB6.24	FOOT	896.000				

ILLINOIS DEPARTMENT OF TRANSPORTATION
 SCHEDULE OF PRICES
 CONTRACT
 NUMBER -

64G69

State Job # - C-92-044-11
 PPS NBR - 2-15130-0000
 County Name - CARROLL- STEPHENSON-
 Code - 15 - 177 -
 District - 2 - 2 -
 Section Number - (109,113)RS

Project Number
 F-0654/019/

Route
 FAP 654

Item Number	Pay Item Description	Unit of Measure	Quantity	x	Unit Price	=	Total Price
63000001	SPBGR TY A 6FT POSTS	FOOT	1,562.500				
63000350	LSG OV CUL 12'6" SPAN	FOOT	12.500				
63000360	LSG OV CUL 18'9" SPAN	FOOT	37.500				
63100167	TR BAR TRM T1 SPL TAN	EACH	13.000				
63100169	TR BAR TRM T1 SPL FLR	EACH	2.000				
63200310	GUARDRAIL REMOV	FOOT	1,810.000				
63300725	SPBGR (SHORT RADIUS)	FOOT	37.500				
63500105	DELINEATORS	EACH	62.000				
66700305	PERM SURV MKRS T2	EACH	6.000				
67000400	ENGR FIELD OFFICE A	CAL MO	4.000				
67100100	MOBILIZATION	L SUM	1.000				
70100460	TRAF CONT-PROT 701306	L SUM	1.000				
70102620	TR CONT & PROT 701501	L SUM	1.000				
70300100	SHORT TERM PAVT MKING	FOOT	7,911.000				
70301000	WORK ZONE PAVT MK REM	SQ FT	1,318.000				

ILLINOIS DEPARTMENT OF TRANSPORTATION
 SCHEDULE OF PRICES
 CONTRACT
 NUMBER -

64G69

State Job # - C-92-044-11
 PPS NBR - 2-15130-0000
 County Name - CARROLL- STEPHENSON-
 Code - 15 - 177 -
 District - 2 - 2 -
 Section Number - (109,113)RS

Project Number
 F-0654/019/

Route
 FAP 654

Item Number	Pay Item Description	Unit of Measure	Quantity	x	Unit Price	=	Total Price
78000100	THPL PVT MK LTR & SYM	SQ FT	228.000				
78000200	THPL PVT MK LINE 4	FOOT	2,434.000				
78000400	THPL PVT MK LINE 6	FOOT	624.000				
78000650	THPL PVT MK LINE 24	FOOT	48.000				
78001110	PAINT PVT MK LINE 4	FOOT	204,192.000				
78001140	PAINT PVT MK LINE 8	FOOT	288.000				
78001150	PAINT PVT MK LINE 12	FOOT	100.000				
78001180	PAINT PVT MK LINE 24	FOOT	110.000				
78100100	RAISED REFL PAVT MKR	EACH	472.000				
78200410	GUARDRAIL MKR TYPE A	EACH	36.000				
78201000	TERMINAL MARKER - DA	EACH	14.000				
78300200	RAISED REF PVT MK REM	EACH	113.000				

CONTRACT NUMBER

64G69

THIS IS THE TOTAL BID

\$ _____

NOTES:

- 1. Each PAY ITEM should have a UNIT PRICE and a TOTAL PRICE.**
- 2. The UNIT PRICE shall govern if no TOTAL PRICE is shown or if there is a discrepancy between the product of the UNIT PRICE multiplied by the QUANTITY.**
- 3. If a UNIT PRICE is omitted, the TOTAL PRICE will be divided by the QUANTITY in order to establish a UNIT PRICE.**
- 4. A bid may be declared UNACCEPTABLE if neither a unit price nor a total price is shown.**

RETURN WITH BID

STATE REQUIRED ETHICAL STANDARDS GOVERNING CONTRACT PROCUREMENT: ASSURANCES, CERTIFICATIONS AND DISCLOSURES

I. GENERAL

A. Article 50 of the Illinois Procurement Code establishes the duty of all State chief procurement officers, State purchasing officers, and their designees to maximize the value of the expenditure of public moneys in procuring goods, services, and contracts for the State of Illinois and to act in a manner that maintains the integrity and public trust of State government. In discharging this duty, they are charged by law to use all available information, reasonable efforts, and reasonable actions to protect, safeguard, and maintain the procurement process of the State of Illinois.

B. In order to comply with the provisions of Article 50 and to carry out the duty established therein, all bidders are to adhere to ethical standards established for the procurement process, and to make such assurances, disclosures and certifications required by law. Except as otherwise required in subsection III, paragraphs J-M, by execution of the Proposal Signature Sheet, the bidder indicates that each of the mandated assurances have been read and understood, that each certification is made and understood, and that each disclosure requirement has been understood and completed.

C. In addition to all other remedies provided by law, failure to comply with any assurance, failure to make any disclosure or the making of a false certification shall be grounds for the chief procurement officer to void the contract, or subcontract, and may result in the suspension or debarment of the bidder or subcontractor.

II. ASSURANCES

The assurances hereinafter made by the bidder are each a material representation of fact upon which reliance is placed should the Department enter into the contract with the bidder.

A. Conflicts of Interest

1. The Illinois Procurement Code provides in pertinent part:

Section 50-13. Conflicts of Interest.

(a) Prohibition. It is unlawful for any person holding an elective office in this State, holding a seat in the General Assembly, or appointed to or employed in any of the offices or agencies of state government and who receives compensation for such employment in excess of 60% of the salary of the Governor of the State of Illinois, or who is an officer or employee of the Capital Development Board or the Illinois Toll Highway Authority, or who is the spouse or minor child of any such person to have or acquire any contract, or any direct pecuniary interest in any contract therein, whether for stationery, printing, paper, or any services, materials, or supplies, that will be wholly or partially satisfied by the payment of funds appropriated by the General Assembly of the State of Illinois or in any contract of the Capital Development Board or the Illinois Toll Highway authority.

(b) Interests. It is unlawful for any firm, partnership, association or corporation, in which any person listed in subsection (a) is entitled to receive (i) more than 7 1/2% of the total distributable income or (ii) an amount in excess of the salary of the Governor, to have or acquire any such contract or direct pecuniary interest therein.

(c) Combined interests. It is unlawful for any firm, partnership, association, or corporation, in which any person listed in subsection (a) together with his or her spouse or minor children is entitled to receive (i) more than 15%, in the aggregate, of the total distributable income or (ii) an amount in excess of 2 times the salary of the Governor, to have or acquire any such contract or direct pecuniary interest therein.

(d) Securities. Nothing in this Section invalidates the provisions of any bond or other security previously offered or to be offered for sale or sold by or for the State of Illinois.

(e) Prior interests. This Section does not affect the validity of any contract made between the State and an officer or employee of the State or member of the General Assembly, his or her spouse, minor child or any combination of those persons if that contract was in existence before his or her election or employment as an officer, member, or employee. The contract is voidable, however, if it cannot be completed within 365 days after the officer, member, or employee takes office or is employed.

The current salary of the Governor is \$177,412.00. Sixty percent of the salary is \$106,447.20.

RETURN WITH BID

2. The bidder assures the Department that the award and execution of the contract would not cause a violation of Section 50-13, or that an effective exemption has been issued by the Board of Ethics to any individual subject to the Section 50-13 prohibitions pursuant to the provisions of Section 50-20 of the Code and Executive Order Number 3 (1998). Information concerning the exemption process is available from the Department upon request.

B. Negotiations

1. The Illinois Procurement Code provides in pertinent part:

Section 50-15. Negotiations.

(a) It is unlawful for any person employed in or on a continual contractual relationship with any of the offices or agencies of State government to participate in contract negotiations on behalf of that office or agency with any firm, partnership, association, or corporation with whom that person has a contract for future employment or is negotiating concerning possible future employment.

2. The bidder assures the Department that the award and execution of the contract would not cause a violation of Section 50-15, and that the bidder has no knowledge of any facts relevant to the kinds of acts prohibited therein.

C. Inducements

1. The Illinois Procurement Code provides:

Section 50-25. Inducement. Any person who offers or pays any money or other valuable thing to any person to induce him or her not to bid for a State contract or as recompense for not having bid on a State contract is guilty of a Class 4 felony. Any person who accepts any money or other valuable thing for not bidding for a State contract or who withholds a bid in consideration of the promise for the payment of money or other valuable thing is guilty of a Class 4 felony.

2. The bidder assures the Department that the award and execution of the contract would not cause a violation of Section 50-25, and that the bidder has no knowledge of any facts relevant to the kinds of acts prohibited therein.

D. Revolving Door Prohibition

1. The Illinois Procurement Code provides:

Section 50-30. Revolving door prohibition. Chief procurement officers, State purchasing officers, procurement compliance monitors, their designees whose principal duties are directly related to State procurement, and executive officers confirmed by the Senate are expressly prohibited for a period of 2 years after terminating an affected position from engaging in any procurement activity relating to the State agency most recently employing them in an affected position for a period of at least 6 months. The prohibition includes, but is not limited to: lobbying the procurement process; specifying; bidding; proposing bid, proposal, or contract documents; on their own behalf or on behalf of any firm, partnership, association, or corporation. This Section applies only to persons who terminate an affected position on or after January 15, 1999.

2. The bidder assures the Department that the award and execution of the contract would not cause a violation of Section 50-30, and that the bidder has no knowledge of any facts relevant to the kinds of acts prohibited therein.

E. Reporting Anticompetitive Practices

1. The Illinois Procurement Code provides:

Section 50-40. Reporting anticompetitive practices. When, for any reason, any vendor, bidder, contractor, chief procurement officer, State purchasing officer, designee, elected official, or State employee suspects collusion or other anticompetitive practice among any bidders, offerors, contractors, proposers, or employees of the State, a notice of the relevant facts shall be transmitted to the Attorney General and the chief procurement officer.

2. The bidder assures the Department that it has not failed to report any relevant facts concerning the practices addressed in Section 50-40 which may involve the contract for which the bid is submitted.

F. Confidentiality

1. The Illinois Procurement Code provides:

Section 50-45. Confidentiality. Any chief procurement officer, State purchasing officer, designee, or executive officer who willfully uses or allows the use of specifications, competitive bid documents, proprietary competitive information, proposals, contracts, or selection information to compromise the fairness or integrity of the procurement, bidding, or contract process shall be subject to immediate dismissal, regardless of the Personnel code, any contract, or any collective bargaining agreement, and may in addition be subject to criminal prosecution.

2. The bidder assures the Department that it has no knowledge of any fact relevant to the practices addressed in Section 50-45 which may involve the contract for which the bid is submitted.

RETURN WITH BID

G. Insider Information

1. The Illinois Procurement Act provides:

Section 50-50. Insider information. It is unlawful for any current or former elected or appointed State official or State employee to knowingly use confidential information available only by virtue of that office or employment for actual or anticipated gain for themselves or another person.

2. The bidder assures the Department that it has no knowledge of any facts relevant to the practices addressed in Section 50-50 which may involve the contract for which the bid is submitted.

III. CERTIFICATIONS

The certifications hereinafter made by the bidder are each a material representation of fact upon which reliance is placed should the Department enter into the contract with the bidder. Section 50-2 of the Illinois Procurement Code provides that every person that has entered into a multi-year contract and every subcontractor with a multi-year subcontract shall certify, by July 1 of each fiscal year covered by the contract after the initial fiscal year, to the responsible chief procurement officer whether it continues to satisfy the requirements of Article 50 pertaining to the eligibility for a contract award. If a contractor or subcontractor is not able to truthfully certify that it continues to meet all requirements, it shall provide with its certification a detailed explanation of the circumstances leading to the change in certification status. A contractor or subcontractor that makes a false statement material to any given certification required under Article 50 is, in addition to any other penalties or consequences prescribed by law, subject to liability under the Whistleblower Reward and Protection Act for submission of a false claim.

A. Bribery

1. The Illinois Procurement Code provides:

Section 50-5. Bribery.

(a) Prohibition. No person or business shall be awarded a contract or subcontract under this Code who:

(1) has been convicted under the laws of Illinois or any other state of bribery or attempting to bribe an officer or employee of the State of Illinois or any other state in that officer's or employee's official capacity; or

(2) has made an admission of guilt of that conduct that is a matter of record but has not been prosecuted for that conduct.

(b) Businesses. No business shall be barred from contracting with any unit of State or local government, or subcontracting under such a contract, as a result of a conviction under this Section of any employee or agent of the business if the employee or agent is no longer employed by the business and:

(1) the business has been finally adjudicated not guilty; or

(2) the business demonstrates to the governmental entity with which it seeks to contract, or which is signatory to the contract which the subcontract relates, and that entity finds that the commission of the offense was not authorized, requested, commanded, or performed by a director, officer, or high managerial agent on behalf of the business as provided in paragraph (2) of subsection (a) of Section 5-4 of the Criminal Code of 1961.

(c) Conduct on behalf of business. For purposes of this Section, when an official, agent, or employee of a business committed the bribery or attempted bribery on behalf of the business and in accordance with the direction or authorization of a responsible official of the business, the business shall be chargeable with the conduct.

(d) Certification. Every bid submitted to and contract executed by the State, and every subcontract subject to Section 20-120 of the Procurement Code shall contain a certification by the contractor or the subcontractor, respectively, that the contractor or subcontractor is not barred from being awarded a contract or subcontract under this Section and acknowledges that the chief procurement officer may declare the related contract void if any certifications required by this Section are false. A contractor who makes a false statement, material to the certification, commits a Class 3 felony.

2. The contractor or subcontractor certifies that it is not barred from being awarded a contract under Section 50.5.

B. Felons

1. The Illinois Procurement Code provides:

Section 50-10. Felons. Unless otherwise provided, no person or business convicted of a felony shall do business with the State of Illinois or any State agency, or enter into a subcontract, from the date of conviction until 5 years after the date of completion of the sentence for that felony, unless no person held responsible by a prosecutorial office for the facts upon which the conviction was based continues to have any involvement with the business.

3. Certification. Every bid submitted to and contract executed by the State and every subcontract subject to Section 20-120 of the Procurement Code shall contain a certification by the bidder or contractor or subcontractor, respectively, that the bidder, contractor, or subcontractor is not barred from being awarded a contract or subcontract under this Section and acknowledges that the chief procurement officer may declare the related contract void if any of the certifications required by this Section are false.

RETURN WITH BID

C. Debt Delinquency

1. The Illinois Procurement Code provides:

Section 50-11 and 50-12. Debt Delinquency.

The contractor or bidder or subcontractor, respectively, certifies that it, or any affiliate, is not barred from being awarded a contract or subcontract under the Procurement Code. Section 50-11 prohibits a person from entering into a contract with a State agency, or entering into a subcontract, if it knows or should know that it, or any affiliate, is delinquent in the payment of any debt to the State as defined by the Debt Collection Board. Section 50-12 prohibits a person from entering into a contract with a State agency, or entering into a subcontract, if it, or any affiliate, has failed to collect and remit Illinois Use Tax on all sales of tangible personal property into the State of Illinois in accordance with the provisions of the Illinois Use Tax Act. The bidder or contractor or subcontractor, respectively, further acknowledges that the chief procurement officer may declare the related contract void if this certification is false or if the bidder, contractor, or subcontractor, or any affiliate, is determined to be delinquent in the payment of any debt to the State during the term of the contract.

D. Prohibited Bidders, Contractors and Subcontractors

1. The Illinois Procurement Code provides:

Section 50-10.5 and 50-60(c). Prohibited bidders, contractors and subcontractors.

The bidder or contractor or subcontractor, respectively, certifies in accordance with 30 ILCS 500/50-10.5 that no officer, director, partner or other managerial agent of the contracting business has been convicted of a felony under the Sarbanes-Oxley Act of 2002 or a Class 3 or Class 2 felony under the Illinois Securities Law of 1953 or if in violation of Subsection (c) for a period of five years from the date of conviction. Every bid submitted to and contract executed by the State and every subcontract subject to Section 20-120 of the Procurement Code shall contain a certification by the bidder, contractor, or subcontractor, respectively, that the bidder, contractor, or subcontractor is not barred from being awarded a contract or subcontract under this Section and acknowledges that the chief procurement officer shall declare the related contract void if any of the certifications completed pursuant to this Section are false.

E. Section 42 of the Environmental Protection Act

The bidder or contractor or subcontractor, respectively, certifies in accordance with 30 ILCS 500/50-12 that the bidder, contractor, or subcontractor, is not barred from being awarded a contract or entering into a subcontract under this Section which prohibits the bidding on or entering into contracts with the State of Illinois or a State agency, or entering into any subcontract, that is subject to the Procurement Code by a person or business found by a court or the Pollution Control Board to have committed a willful or knowing violation of Section 42 of the Environmental Protection Act for a period of five years from the date of the order. The bidder or contractor or subcontractor, respectively, acknowledges that the chief procurement officer may declare the contract void if this certification is false.

F. Educational Loan

1. Section 3 of the Educational Loan Default Act provides:

§ 3. No State agency shall contract with an individual for goods or services if that individual is in default, as defined in Section 2 of this Act, on an educational loan. Any contract used by any State agency shall include a statement certifying that the individual is not in default on an educational loan as provided in this Section.

2. The bidder, if an individual as opposed to a corporation, partnership or other form of business organization, certifies that the bidder is not in default on an educational loan as provided in Section 3 of the Act.

G. Bid-Rigging/Bid Rotating

1. Section 33E-11 of the Criminal Code of 1961 provides:

§ 33E-11. (a) Every bid submitted to and public contract executed pursuant to such bid by the State or a unit of local government shall contain a certification by the prime contractor that the prime contractor is not barred from contracting with any unit of State or local government as a result of a violation of either Section 33E-3 or 33E-4 of this Article. The State and units of local government shall provide the appropriate forms for such certification.

- (b) A contractor who makes a false statement, material to the certification, commits a Class 3 felony.

A violation of Section 33E-3 would be represented by a conviction of the crime of bid-rigging which, in addition to Class 3 felony sentencing, provides that any person convicted of this offense or any similar offense of any state or the United States which contains the same elements as this offense shall be barred for 5 years from the date of conviction from contracting with any unit of State or local government. No corporation shall be barred from contracting with any unit of State or local government as a result of a conviction under this Section of any employee or agent of such corporation if the employee so convicted is no longer employed by the corporation and: (1) it has been finally adjudicated not guilty or (2) if it demonstrates to the governmental entity with which it seeks to contract and that entity finds that the commission of the offense was neither authorized, requested, commanded, nor performed by a director, officer or a high managerial agent in behalf of the corporation.

RETURN WITH BID

A violation of Section 33E-4 would be represented by a conviction of the crime of bid-rotating which, in addition to Class 2 felony sentencing, provides that any person convicted of this offense or any similar offense of any state or the United States which contains the same elements as this offense shall be permanently barred from contracting with any unit of State or local government. No corporation shall be barred from contracting with any unit of State or local government as a result of a conviction under this Section of any employee or agent of such corporation if the employee so convicted is no longer employed by the corporation and: (1) it has been finally adjudicated not guilty or (2) if it demonstrates to the governmental entity with which it seeks to contract and that entity finds that the commission of the offense was neither authorized, requested, commanded, nor performed by a director, officer or a high managerial agent in behalf of the corporation.

2. The bidder certifies that it is not barred from contracting with the Department by reason of a violation of either Section 33E-3 or Section 33E-4.

H. International Anti-Boycott

1. Section 5 of the International Anti-Boycott Certification Act provides:

§ 5. State contracts. Every contract entered into by the State of Illinois for the manufacture, furnishing, or purchasing of supplies, material, or equipment or for the furnishing of work, labor, or services, in an amount exceeding the threshold for small purchases according to the purchasing laws of this State or \$10,000.00, whichever is less, shall contain certification, as a material condition of the contract, by which the contractor agrees that neither the contractor nor any substantially-owned affiliated company is participating or shall participate in an international boycott in violation of the provisions of the U.S. Export Administration Act of 1979 or the regulations of the U.S. Department of Commerce promulgated under that Act.

2. The bidder makes the certification set forth in Section 5 of the Act.

I. Drug Free Workplace

1. The Illinois "Drug Free Workplace Act" applies to this contract and it is necessary to comply with the provisions of the "Act" if the contractor is a corporation, partnership, or other entity (including a sole proprietorship) which has 25 or more employees.

2. The bidder certifies that if awarded a contract in excess of \$5,000 it will provide a drug free workplace by:

(a) Publishing a statement notifying employees that the unlawful manufacture, distribution, dispensation, possession or use of a controlled substance, including cannabis, is prohibited in the contractor's workplace; specifying the actions that will be taken against employees for violations of such prohibition; and notifying the employee that, as a condition of employment on such contract, the employee shall abide by the terms of the statement, and notify the employer of any criminal drug statute conviction for a violation occurring in the workplace no later than five (5) days after such conviction.

(b) Establishing a drug free awareness program to inform employees about the dangers of drug abuse in the workplace; the contractor's policy of maintaining a drug free workplace; any available drug counseling, rehabilitation, and employee assistance programs; and the penalties that may be imposed upon employees for drug violations.

(c) Providing a copy of the statement required by subparagraph (1) to each employee engaged in the performance of the contract and to post the statement in a prominent place in the workplace.

(d) Notifying the Department within ten (10) days after receiving notice from an employee or otherwise receiving actual notice of the conviction of an employee for a violation of any criminal drug statute occurring in the workplace.

(e) Imposing or requiring, within 30 days after receiving notice from an employee of a conviction or actual notice of such a conviction, an appropriate personnel action, up to and including termination, or the satisfactory participation in a drug abuse assistance or rehabilitation program approved by a federal, state or local health, law enforcement or other appropriate agency.

(f) Assisting employees in selecting a course of action in the event drug counseling, treatment, and rehabilitation is required and indicating that a trained referral team is in place.

(g) Making a good faith effort to continue to maintain a drug free workplace through implementation of the actions and efforts stated in this certification.

RETURN WITH BID

J. Disclosure of Business Operations in Iran

Section 50-36 of the Illinois Procurement Code, 30ILCS 500/50-36 provides that each bid, offer, or proposal submitted for a State contract shall include a disclosure of whether or not the Company acting as the bidder, offeror, or proposing entity, or any of its corporate parents or subsidiaries, within the 24 months before submission of the bid, offer, or proposal had business operations that involved contracts with or provision of supplies or services to the Government of Iran, companies in which the Government of Iran has any direct or indirect equity share, consortiums or projects commissioned by the Government of Iran, or companies involved in consortiums or projects commissioned by the Government of Iran and either of the following conditions apply:

- (1) More than 10% of the Company's revenues produced in or assets located in Iran involve oil-related activities or mineral-extraction activities; less than 75% of the Company's revenues produced in or assets located in Iran involve contracts with or provision of oil-related or mineral-extraction products or services to the Government of Iran or a project or consortium created exclusively by that government; and the Company has failed to take substantial action.
- (2) The Company has, on or after August 5, 1996, made an investment of \$20 million or more, or any combination of investments of at least \$10 million each that in the aggregate equals or exceeds \$20 million in any 12-month period, which directly or significantly contributes to the enhancement of Iran's ability to develop petroleum resources of Iran.

The terms "Business operations", "Company", "Mineral-extraction activities", "Oil-related activities", "Petroleum resources", and "Substantial action" are all defined in the Code.

Failure to make the disclosure required by the Code shall cause the bid, offer or proposal to be considered not responsive. The disclosure will be considered when evaluating the bid, offer, or proposal or awarding the contract. The name of each Company disclosed as doing business or having done business in Iran will be provided to the State Comptroller.

Check the appropriate statement:

/ ___ / Company has no business operations in Iran to disclose.

/ ___ / Company has business operations in Iran as disclosed the attached document.

K. Apprenticeship and Training Certification (Does not apply to federal aid projects)

In accordance with the provisions of Section 30-22 (6) of the Illinois Procurement Code, the bidder certifies that it is a participant, either as an individual or as part of a group program, in the approved apprenticeship and training programs applicable to each type of work or craft that the bidder will perform with its own forces. The bidder further certifies for work that will be performed by subcontract that each of its subcontractors submitted for approval either (a) is, at the time of such bid, participating in an approved, applicable apprenticeship and training program; or (b) will, prior to commencement of performance of work pursuant to this contract, begin participation in an approved apprenticeship and training program applicable to the work of the subcontract. The Department, at any time before or after award, may require the production of a copy of each applicable Certificate of Registration issued by the United States Department of Labor evidencing such participation by the contractor and any or all of its subcontractors. Applicable apprenticeship and training programs are those that have been approved and registered with the United States Department of Labor. The bidder shall list in the space below, the official name of the program sponsor holding the Certificate of Registration for all of the types of work or crafts in which the bidder is a participant and that will be performed with the bidder's forces. Types of work or craft work that will be subcontracted shall be included and listed as subcontract work. The list shall also indicate any type of work or craft job category that does not have an applicable apprenticeship or training program. **The bidder is responsible for making a complete report and shall make certain that each type of work or craft job category that will be utilized on the project as reported on the Construction Employee Workforce Projection (Form BC-1256) and returned with the bid is accounted for and listed.**

NA-FEDERAL

The requirements of this certification and disclosure are a material part of the contract, and the contractor shall require this certification provision to be included in all approved subcontracts. In order to fulfill this requirement, it shall not be necessary that an applicable program sponsor be currently taking or that it will take applications for apprenticeship, training or employment during the performance of the work of this contract.

RETURN WITH BID

L. Political Contributions and Registration with the State Board of Elections

Sections 20-160 and 50-37 of the Illinois Procurement Code regulate political contributions from business entities and any affiliated entities or affiliated persons bidding on or contracting with the state. Generally under Section 50-37, any business entity, and any affiliated entity or affiliated person of the business entity, whose current year contracts with all state agencies exceed an awarded value of \$50,000, are prohibited from making any contributions to any political committees established to promote the candidacy of the officeholder responsible for the awarding of the contracts or any other declared candidate for that office for the duration of the term of office of the incumbent officeholder or a period 2 years after the termination of the contract, whichever is longer. Any business entity and affiliated entities or affiliated persons whose state contracts in the current year do not exceed an awarded value of \$50,000, but whose aggregate pending bids and proposals on state contracts exceed \$50,000, either alone or in combination with contracts not exceeding \$50,000, are prohibited from making any political contributions to any political committee established to promote the candidacy of the officeholder responsible for awarding the pending contract during the period beginning on the date the invitation for bids or request for proposals is issued and ending on the day after the date of award or selection if the entity was not awarded or selected. Section 20-160 requires certification of registration of affected business entities in accordance with procedures found in Section 9-35 of The Election Code.

By submission of a bid, the contractor business entity acknowledges and agrees that it has read and understands Sections 20-160 and 50-37 of the Illinois Procurement Code, and that it makes the following certification:

The undersigned business entity certifies that it has registered as a business with the State Board of Elections and acknowledges a continuing duty to update the registration in accordance with the above referenced statutes. A copy of the certificate of registration shall be submitted with the bid. The bidder is cautioned that the Department will not award a contract without submission of the certificate of registration.

These requirements and compliance with the above referenced statutory sections are a material part of the contract, and any breach thereof shall be cause to void the contract under Section 50-60 of the Illinois Procurement Code. This provision does not apply to Federal-aid contracts.

M. Lobbyist Disclosure

Section 50-38 of the Illinois Procurement Code requires that any bidder or offeror on a State contract that hires a person required to register under the Lobbyist Registration Act to assist in obtaining a contract shall:

- (i) Disclose all costs, fees, compensation, reimbursements, and other remunerations paid or to be paid to the lobbyist related to the contract,
- (ii) Not bill or otherwise cause the State of Illinois to pay for any of the lobbyist's costs, fees, compensation, reimbursements, or other remuneration, and
- (iii) Sign a verification certifying that none of the lobbyist's costs, fees, compensation, reimbursements, or other remuneration were billed to the State.

This information, along with all supporting documents, shall be filed with the agency awarding the contract and with the Secretary of State. The chief procurement officer shall post this information, together with the contract award notice, in the online Procurement Bulletin.

Pursuant to Subsection (c) of this Section, no person or entity shall retain a person or entity to attempt to influence the outcome of a procurement decision made under the Procurement Code for compensation contingent in whole or in part upon the decision or procurement. Any person who violates this subsection is guilty of a business offense and shall be fined not more than \$10,000.

Bidder acknowledges that it is required to disclose the hiring of any person required to register pursuant to the Illinois Lobbyist Registration Act (25 ILCS 170) in connection with this contract.

Bidder has not hired any person required to register pursuant to the Illinois Lobbyist Registration Act in connection with this contract.

Or

Bidder has hired the following persons required to register pursuant to the Illinois Lobbyist Registration Act in connection with the contract:

Name and address of person: _____
All costs, fees, compensation, reimbursements and other remuneration paid to said person: _____

RETURN WITH BID

IV. DISCLOSURES

- A. The disclosures hereinafter made by the bidder are each a material representation of fact upon which reliance is placed should the Department enter into the contract with the bidder. The bidder further certifies that the Department has received the disclosure forms for each bid.

The chief procurement officer may void the bid, contract, or subcontract, respectively, if it is later determined that the bidder or subcontractor rendered a false or erroneous disclosure. A contractor or subcontractor may be suspended or debarred for violations of the Procurement Code. Furthermore, the chief procurement officer may void the contract and the surety providing the performance bond shall be responsible for completion of the contract.

B. Financial Interests and Conflicts of Interest

1. Section 50-35 of the Illinois Procurement Code provides that all bids of more than \$25,000 shall be accompanied by disclosure of the financial interests of the bidder. This disclosed information for the successful bidder, will be maintained as public information subject to release by request pursuant to the Freedom of Information Act, filed with the Procurement Policy Board, and shall be incorporated as a material term of the contract. Furthermore, pursuant to Section 5-5, the Procurement Policy Board may review a proposal, bid, or contract and issue a recommendation to void a contract or reject a proposal or bid based on any violation of the Procurement Code or the existence of a conflict of interest as provided in subsections (b) and (d) of Section 50-35.

The financial interests to be disclosed shall include ownership or distributive income share that is in excess of 5%, or an amount greater than 60% of the annual salary of the Governor, of the bidding entity or its parent entity, whichever is less, unless the contractor or bidder is a publicly traded entity subject to Federal 10K reporting, in which case it may submit its 10K disclosure in place of the prescribed disclosure. If a bidder is a privately held entity that is exempt from Federal 10K reporting, but has more than 400 shareholders, it may submit the information that Federal 10K companies are required to report, and list the names of any person or entity holding any ownership share that is in excess of 5%. The disclosure shall include the names, addresses, and dollar or proportionate share of ownership of each person making the disclosure, their instrument of ownership or beneficial relationship, and notice of any potential conflict of interest resulting from the current ownership or beneficial interest of each person making the disclosure having any of the relationships identified in Section 50-35 and on the disclosure form.

The current annual salary of the Governor is \$177,412.00.

In addition, all disclosures shall indicate any other current or pending contracts, proposals, leases, or other ongoing procurement relationships the bidding entity has with any other unit of state government and shall clearly identify the unit and the contract, proposal, lease, or other relationship.

2. Disclosure Forms. Disclosure Form A is attached for use concerning the individuals meeting the above ownership or distributive share requirements. Subject individuals should be covered each by one form. In addition, a second form (Disclosure Form B) provides for the disclosure of current or pending procurement relationships with other (non-IDOT) state agencies. **The forms must be included with each bid.**

C. Disclosure Form Instructions

Form A Instructions for Financial Information & Potential Conflicts of Interest

If the bidder is a publicly traded entity subject to Federal 10K reporting, the 10K Report may be submitted to meet the requirements of Form A. If a bidder is a privately held entity that is exempt from Federal 10K reporting, but has more than 400 shareholders, it may submit the information that Federal 10K companies are required to report, and list the names of any person or entity holding any ownership share that is in excess of 5%. If a bidder is not subject to Federal 10K reporting, the bidder must determine if any individuals are required by law to complete a financial disclosure form. To do this, the bidder should answer each of the following questions. A "YES" answer indicates Form A must be completed. If the answer to each of the following questions is "NO", then the NOT APPLICABLE STATEMENT on Form A must be signed and dated by a person that is authorized to execute contracts for the bidding company. Note: These questions are for assistance only and are not required to be completed.

1. Does anyone in your organization have a direct or beneficial ownership share of greater than 5% of the bidding entity or parent entity? YES ___ NO ___
2. Does anyone in your organization have a direct or beneficial ownership share of less than 5%, but which has a value greater than 60% of the annual salary of the Governor? YES ___ NO
3. Does anyone in your organization receive more than 60% of the annual salary of the Governor of the bidding entity's or parent entity's distributive income? YES ___ NO ___
4. Does anyone in your organization receive greater than 5% of the bidding entity's or parent entity's total distributive income, but which is less than 60% of the annual salary of the Governor? YES ___ NO ___

(Note: Only one set of forms needs to be completed per person per bid even if a specific individual would require a yes answer to more than one question.)

A "YES" answer to any of these questions requires the completion of Form A. The bidder must determine each individual in the bidding entity or the bidding entity's parent company that would cause the questions to be answered "Yes". Each form must be signed and dated by a person that is authorized to execute contracts for your organization. **Photocopied or stamped signatures are not acceptable.** The person signing can be, but does not have to be, the person for which the form is being completed. The bidder is responsible for the accuracy of any information provided.

If the answer to each of the above questions is "NO", then the NOT APPLICABLE STATEMENT of Form A must be signed and dated by a person that is authorized to execute contracts for your company.

RETURN WITH BID

Form B: Instructions for Identifying Other Contracts & Procurement Related Information

Disclosure Form B must be completed for each bid submitted by the bidding entity. *Note: Checking the NOT APPLICABLE STATEMENT on Form A does not allow the bidder to ignore Form B. Form B must be completed, checked, and dated or the bidder may be considered nonresponsive and the bid will not be accepted.*

The Bidder shall identify, by checking Yes or No on Form B, whether it has any pending contracts (including leases), bids, proposals, or other ongoing procurement relationship with any other (non-IDOT) State of Illinois agency. If "No" is checked, the bidder only needs to complete the check box on the bottom of Form B. If "Yes" is checked, the bidder must do one of the following:

Option I: If the bidder did not submit an Affidavit of Availability to obtain authorization to bid, the bidder must list all non-IDOT State of Illinois agency pending contracts, leases, bids, proposals, and other ongoing procurement relationships. These items may be listed on Form B or on an attached sheet(s). Do not include IDOT contracts. Contracts with cities, counties, villages, etc. are not considered State of Illinois agency contracts and are not to be included. Contracts with other State of Illinois agencies such as the Department of Natural Resources or the Capital Development Board must be included. Bidders who submit Affidavits of Availability are suggested to use Option II.

Option II: If the bidder is required and has submitted an Affidavit of Availability in order to obtain authorization to bid, the bidder may write or type "See Affidavit of Availability" which indicates that the Affidavit of Availability is incorporated by reference and includes all non-IDOT State of Illinois agency pending contracts, leases, bids, proposals, and other ongoing procurement relationships. For any contracts that are not covered by the Affidavit of Availability, the bidder must identify them on Form B or on an attached sheet(s). These might be such things as leases.

RETURN WITH BID

**ILLINOIS DEPARTMENT
OF TRANSPORTATION**

**Form A
Financial Information &
Potential Conflicts of Interest
Disclosure**

Contractor Name		
Legal Address		
City, State, Zip		
Telephone Number	Email Address	Fax Number (if available)

Disclosure of the information contained in this Form is required by the Section 50-35 of the Illinois Procurement Code (30 ILCS 500). Vendors desiring to enter into a contract with the State of Illinois must disclose the financial information and potential conflict of interest information as specified in this Disclosure Form. This information shall become part of the publicly available contract file. This Form A must be completed for bids in excess of \$25,000, and for all open-ended contracts. **A publicly traded company may submit a 10K disclosure (or equivalent if applicable) in satisfaction of the requirements set forth in Form A. See Disclosure Form Instructions.**

The current annual salary of the Governor is \$177,412.00.

DISCLOSURE OF FINANCIAL INFORMATION

- 1. Disclosure of Financial Information.** The individual named below has an interest in the BIDDER (or its parent) in terms of ownership or distributive income share in excess of 5%, or an interest which has a value of more than 60% of the annual salary of the Governor. **(Make copies of this form as necessary and attach a separate Disclosure Form A for each individual meeting these requirements)**

FOR INDIVIDUAL (type or print information)	
NAME:	_____
ADDRESS	_____
Type of ownership/distributable income share:	
stock _____	sole proprietorship _____ Partnership _____ other: (explain on separate sheet):
% or \$ value of ownership/distributable income share: _____	

- 2. Disclosure of Potential Conflicts of Interest.** Check "Yes" or "No" to indicate which, if any, of the following potential conflict of interest relationships apply. If the answer to any question is "Yes", please attach additional pages and describe.

- (a) State employment, currently or in the previous 3 years, including contractual employment of services.
Yes ___ No ___

If your answer is yes, please answer each of the following questions.

- Are you currently an officer or employee of either the Capitol Development Board or the Illinois State Toll Highway Authority? Yes ___ No ___
- Are you currently appointed to or employed by any agency of the State of Illinois? If you are currently appointed to or employed by any agency of the State of Illinois, and your annual salary exceeds 60% of the annual salary of the Governor provide the name the State agency for which you are employed and your annual salary. _____

RETURN WITH BID

3. If you are currently appointed to or employed by any agency of the State of Illinois, and your annual salary exceeds 60% of the annual salary of the Governor, are you entitled to receive (i) more than 7 1/2% of the total distributable income of your firm, partnership, association or corporation, or (ii) an amount in excess of 100% of the annual salary of the Governor? Yes ___ No ___
4. If you are currently appointed to or employed by any agency of the State of Illinois, and your annual salary exceeds 60% of the annual salary of the Governor, are you and your spouse or minor children entitled to receive (i) more than 15% in aggregate of the total distributable income of your firm, partnership, association or corporation, or (ii) an amount in excess of two times the salary of the Governor? Yes ___ No ___

(b) State employment of spouse, father, mother, son, or daughter, including contractual employment for services in the previous 2 years.

Yes ___ No ___

If your answer is yes, please answer each of the following questions.

1. Is your spouse or any minor children currently an officer or employee of the Capitol Development Board or the Illinois State Toll Highway Authority? Yes ___ No ___
2. Is your spouse or any minor children currently appointed to or employed by any agency of the State of Illinois? If your spouse or minor children is/are currently appointed to or employed by any agency of the State of Illinois, and his/her annual salary exceeds 60% of the annual salary of the Governor, provide the name of the spouse and/or minor children, the name of the State agency for which he/she is employed and his/her annual salary. _____
-
3. If your spouse or any minor children is/are currently appointed to or employed by any agency of the State of Illinois, and his/her annual salary exceeds 60% of the annual salary of the Governor, are you entitled to receive (i) more than 7 1/2% of the total distributable income of your firm, partnership, association or corporation, or (ii) an amount in excess 100% of the annual salary of the Governor? Yes ___ No ___
4. If your spouse or any minor children are currently appointed to or employed by any agency of the State of Illinois, and his/her annual salary exceeds 60% of the annual salary of the Governor, are you and your spouse or any minor children entitled to receive (i) more than 15% in the aggregate of the total distributable income from your firm, partnership, association or corporation, or (ii) an amount in excess of two times the salary of the Governor? Yes ___ No ___

(c) Elective status; the holding of elective office of the State of Illinois, the government of the United States, any unit of local government authorized by the Constitution of the State of Illinois or the statutes of the State of Illinois currently or in the previous 3 years. Yes ___ No ___

(d) Relationship to anyone holding elective office currently or in the previous 2 years; spouse, father, mother, son, or daughter. Yes ___ No ___

(e) Appointive office; the holding of any appointive government office of the State of Illinois, the United State of America, or any unit of local government authorized by the Constitution of the State of Illinois or the statutes of the State of Illinois, which office entitles the holder to compensation in excess of the expenses incurred in the discharge of that office currently or in the previous 3 years. Yes ___ No ___

(f) Relationship to anyone holding appointive office currently or in the previous 2 years; spouse, father, mother, son, or daughter. Yes ___ No ___

(g) Employment, currently or in the previous 3 years, as or by any registered lobbyist of the State government. Yes ___ No ___

RETURN WITH BID

(h) Relationship to anyone who is or was a registered lobbyist in the previous 2 years; spouse, father, mother, son, or daughter. Yes ___ No ___

(i) Compensated employment, currently or in the previous 3 years, by any registered election or reelection committee registered with the Secretary of State or any county clerk of the State of Illinois, or any political action committee registered with either the Secretary of State or the Federal Board of Elections. Yes ___ No ___

(j) Relationship to anyone; spouse, father, mother, son, or daughter; who was a compensated employee in the last 2 years by any registered election or re-election committee registered with the Secretary of State or any county clerk of the State of Illinois, or any political action committee registered with either the Secretary of State or the Federal Board of Elections. Yes ___ No ___

3. Communication Disclosure.

Disclose the name and address of each lobbyist and other agent of the bidder or offeror who is not identified in Section 2 of this form, who is has communicated, is communicating, or may communicate with any State officer or employee concerning the bid or offer. This disclosure is a continuing obligation and must be promptly supplemented for accuracy throughout the process and throughout the term of the contract. If no person is identified, enter "None" on the line below:

Name and address of person(s): _____

RETURN WITH BID

4. Debarment Disclosure. For each of the persons identified under Sections 2 and 3 of this form, disclose whether any of the following has occurred within the previous 10 years: debarment from contracting with any governmental entity; professional licensure discipline; bankruptcies; adverse civil judgments and administrative findings; and criminal felony convictions. This disclosure is a continuing obligation and must be promptly supplemented for accuracy throughout the procurement process and term of the contract. If no person is identified, enter "None" on the line below:

Name of person(s): _____

Nature of disclosure: _____

APPLICABLE STATEMENT

This Disclosure Form A is submitted on behalf of the INDIVIDUAL named on previous page. Under penalty of perjury, I certify the contents of this disclosure to be true and accurate to the best of my knowledge.

Completed by: _____ Date _____
Signature of Individual or Authorized Representative

NOT APPLICABLE STATEMENT

Under penalty of perjury, I have determined that no individuals associated with this organization meet the criteria that would require the completion of this Form A.

This Disclosure Form A is submitted on behalf of the CONTRACTOR listed on the previous page.

_____ Date _____
Signature of Authorized Representative

The bidder has a continuing obligation to supplement these disclosures under Sec. 50-35 of the Procurement Code.

RETURN WITH BID

ILLINOIS DEPARTMENT
OF TRANSPORTATION

Form B
Other Contracts &
Procurement Related Information
Disclosure

Contractor Name		
Legal Address		
City, State, Zip		
Telephone Number	Email Address	Fax Number (if available)

Disclosure of the information contained in this Form is required by the Section 50-35 of the Illinois Procurement Act (30 ILCS 500). This information shall become part of the publicly available contract file. This Form B must be completed for bids in excess of \$25,000, and for all open-ended contracts.

DISCLOSURE OF OTHER CONTRACTS AND PROCUREMENT RELATED INFORMATION

1. Identifying Other Contracts & Procurement Related Information. The BIDDER shall identify whether it has any pending contracts (including leases), bids, proposals, or other ongoing procurement relationship with any other State of Illinois agency: Yes ___ No ___

If "No" is checked, the bidder only needs to complete the signature box on the bottom of this page.

2. If "Yes" is checked. Identify each such relationship by showing State of Illinois agency name and other descriptive information such as bid or project number (attach additional pages as necessary). SEE DISCLOSURE FORM INSTRUCTIONS:

THE FOLLOWING STATEMENT MUST BE CHECKED

<input type="checkbox"/>	_____	_____
	Signature of Authorized Representative	Date

RETURN WITH BID

SPECIAL NOTICE TO CONTRACTORS

The following requirements of the Illinois Department of Human Rights' Rules and Regulations are applicable to bidders on all construction contracts advertised by the Illinois Department of Transportation:

CONSTRUCTION EMPLOYEE UTILIZATION PROJECTION

- (a) All bidders on construction contracts shall complete and submit, along with and as part of their bids, a Bidder's Employee Utilization Form (Form BC-1256) setting forth a projection and breakdown of the total workforce intended to be hired and/or allocated to such contract work by the bidder including a projection of minority and female employee utilization in all job classifications on the contract project.
- (b) The Department of Transportation shall review the Employee Utilization Form, and workforce projections contained therein, of the contract awardee to determine if such projections reflect an underutilization of minority persons and/or women in any job classification in accordance with the Equal Employment Opportunity Clause and Section 7.2 of the Illinois Department of Human Rights' Rules and Regulations for Public Contracts adopted as amended on September 17, 1980. If it is determined that the contract awardee's projections reflect an underutilization of minority persons and/or women in any job classification, it shall be advised in writing of the manner in which it is underutilizing and such awardee shall be considered to be in breach of the contract unless, prior to commencement of work on the contract project, it submits revised satisfactory projections or an acceptable written affirmative action plan to correct such underutilization including a specific timetable geared to the completion stages of the contract.
- (c) The Department of Transportation shall provide to the Department of Human Rights a copy of the contract awardee's Employee Utilization Form, a copy of any required written affirmative action plan, and any written correspondence related thereto. The Department of Human Rights may review and revise any action taken by the Department of Transportation with respect to these requirements.

RETURN WITH BID

**Contract No. 64G69
CARROLL-STEPHENSON Counties
Section (109,113)RS
Project F-0654(019)
Route FAP 654
District 2 Construction Funds**

PART II. WORKFORCE PROJECTION - continued

- B. Included in "Total Employees" under Table A is the total number of **new hires** that would be employed in the event the undersigned bidder is awarded this contract.

The undersigned bidder projects that: (number) _____ new hires would be recruited from the area in which the contract project is located; and/or (number) _____ new hires would be recruited from the area in which the bidder's principal office or base of operation is located.

- C. Included in "Total Employees" under Table A is a projection of numbers of persons to be employed directly by the undersigned bidder as well as a projection of numbers of persons to be employed by subcontractors.

The undersigned bidder estimates that (number) _____ persons will be directly employed by the prime contractor and that (number) _____ persons will be employed by subcontractors.

PART III. AFFIRMATIVE ACTION PLAN

- A. The undersigned bidder understands and agrees that in the event the foregoing minority and female employee utilization projection included under **PART II** is determined to be an underutilization of minority persons or women in any job category, and in the event that the undersigned bidder is awarded this contract, he/she will, prior to commencement of work, develop and submit a written Affirmative Action Plan including a specific timetable (geared to the completion stages of the contract) whereby deficiencies in minority and/or female employee utilization are corrected. Such Affirmative Action Plan will be subject to approval by the contracting agency and the **Department of Human Rights**.
- B. The undersigned bidder understands and agrees that the minority and female employee utilization projection submitted herein, and the goals and timetable included under an Affirmative Action Plan if required, are deemed to be part of the contract specifications.

Company _____ Telephone Number _____

Address _____

NOTICE REGARDING SIGNATURE

The Bidder's signature on the Proposal Signature Sheet will constitute the signing of this form. The following signature block needs to be completed only if revisions are required.

Signature: _____ Title: _____ Date: _____

- Instructions: All tables must include subcontractor personnel in addition to prime contractor personnel.
- Table A - Include both the number of employees that would be hired to perform the contract work and the total number currently employed (Table B) that will be allocated to contract work, and include all apprentices and on-the-job trainees. The "Total Employees" column should include all employees including all minorities, apprentices and on-the-job trainees to be employed on the contract work.
- Table B - Include all employees currently employed that will be allocated to the contract work including any apprentices and on-the-job trainees currently employed.
- Table C - Indicate the racial breakdown of the total apprentices and on-the-job trainees shown in Table A.

RETURN WITH BID

ADDITIONAL FEDERAL REQUIREMENTS

In addition to the Required Contract Provisions for Federal-Aid Construction Contracts (FHWA 1273), all bidders make the following certifications.

- A. By the execution of this proposal, the signing bidder certifies that the bidding entity has not, either directly or indirectly, entered into any agreement, participated in any collusion, or otherwise taken any action, in restraint of free competitive bidding in connection with the submitted bid. This statement made by the undersigned bidder is true and correct under penalty of perjury under the laws of the United States.
- B. CERTIFICATION, EQUAL EMPLOYMENT OPPORTUNITY:
1. Have you participated in any previous contracts or subcontracts subject to the equal opportunity clause. YES _____ NO _____
 2. If answer to #1 is yes, have you filed with the Joint Reporting Committee, the Director of OFCC, any Federal agency, or the former President's Committee on Equal Employment Opportunity, all reports due under the applicable filing requirements of those organizations? YES _____ NO _____

RETURN WITH BID

**Contract No. 64G69
CARROLL-STEPHENSON Counties
Section (109,113)RS
Project F-0654(019)
Route FAP 654
District 2 Construction Funds**

PROPOSAL SIGNATURE SHEET

The undersigned bidder hereby makes and submits this bid on the subject Proposal, thereby assuring the Department that all requirements of the Invitation for Bids and rules of the Department have been met, that there is no misunderstanding of the requirements of paragraph 3 of this Proposal, and that the contract will be executed in accordance with the rules of the Department if an award is made on this bid.

(IF AN INDIVIDUAL)

Firm Name _____
Signature of Owner _____
Business Address _____

(IF A CO-PARTNERSHIP)

Firm Name _____
By _____
Business Address _____
Name and Address of All Members of the Firm: _____

(IF A CORPORATION)

Corporate Name _____
By _____
Signature of Authorized Representative _____
Typed or printed name and title of Authorized Representative _____
Attest _____
Signature _____
(IF A JOINT VENTURE, USE THIS SECTION FOR THE MANAGING PARTY AND THE SECOND PARTY SHOULD SIGN BELOW)
Business Address _____

(IF A JOINT VENTURE)

Corporate Name _____
By _____
Signature of Authorized Representative _____
Typed or printed name and title of Authorized Representative _____
Attest _____
Signature _____
Business Address _____

If more than two parties are in the joint venture, please attach an additional signature sheet.



Item No. _____

Letting Date _____

KNOW ALL MEN BY THESE PRESENTS, That We _____

as PRINCIPAL, and _____

_____ as SURETY, are held jointly, severally and firmly bound unto the STATE OF ILLINOIS in the penal sum of 5 percent of the total bid price, or for the amount specified in Article 102.09 of the "Standard Specifications for Road and Bridge Construction" in effect on the date of invitation for bids, whichever is the lesser sum, well and truly to be paid unto said STATE OF ILLINOIS, for the payment of which we bind ourselves, our heirs, executors, administrators, successors and assigns.

THE CONDITION OF THE FOREGOING OBLIGATION IS SUCH, that whereas, the PRINCIPAL has submitted a bid proposal to the STATE OF ILLINOIS, acting through the Department of Transportation, for the improvement designated by the Transportation Bulletin Item Number and Letting Date indicated above.

NOW, THEREFORE, if the Department shall accept the bid proposal of the PRINCIPAL; and if the PRINCIPAL shall, within the time and as specified in the bidding and contract documents, submit a DBE Utilization Plan that is accepted and approved by the Department; and if, after award by the Department, the PRINCIPAL shall enter into a contract in accordance with the terms of the bidding and contract documents including evidence of the required insurance coverages and providing such bond as specified with good and sufficient surety for the faithful performance of such contract and for the prompt payment of labor and material furnished in the prosecution thereof; or if, in the event of the failure of the PRINCIPAL to make the required DBE submission or to enter into such contract and to give the specified bond, the PRINCIPAL pays to the Department the difference not to exceed the penalty hereof between the amount specified in the bid proposal and such larger amount for which the Department may contract with another party to perform the work covered by said bid proposal, then this obligation shall be null and void, otherwise, it shall remain in full force and effect.

IN THE EVENT the Department determines the PRINCIPAL has failed to comply with any requirement as set forth in the preceding paragraph, then Surety shall pay the penal sum to the Department within fifteen (15) days of written demand therefor. If Surety does not make full payment within such period of time, the Department may bring an action to collect the amount owed. Surety is liable to the Department for all its expenses, including attorney's fees, incurred in any litigation in which it prevails either in whole or in part.

In TESTIMONY WHEREOF, the said PRINCIPAL and the said SURETY have caused this instrument to be signed by

their respective officers this _____ day of _____ A.D., _____.

PRINCIPAL

SURETY

(Company Name)

(Company Name)

By _____
(Signature & Title)

By: _____
(Signature of Attorney-in-Fact)

Notary Certification for Principal and Surety

STATE OF ILLINOIS,
County of _____

I, _____, a Notary Public in and for said County, do hereby certify that

_____ and _____
(Insert names of individuals signing on behalf of PRINCIPAL & SURETY)

who are each personally known to me to be the same persons whose names are subscribed to the foregoing instrument on behalf of PRINCIPAL and SURETY, appeared before me this day in person and acknowledged respectively, that they signed and delivered said instrument as their free and voluntary act for the uses and purposes therein set forth.

Given under my hand and notarial seal this _____ day of _____ A.D. _____

My commission expires _____

Notary Public

In lieu of completing the above section of the Proposal Bid Form, the Principal may file an Electronic Bid Bond. By signing the proposal and marking the check box next to the Signature and Title line below, the Principal is ensuring the identified electronic bid bond has been executed and the Principal and Surety are firmly bound unto the State of Illinois under the conditions of the bid bond as shown above.

Electronic Bid Bond ID#

Company / Bidder Name



Signature and Title

PROPOSAL ENVELOPE



PROPOSALS

for construction work advertised for bids by the
Illinois Department of Transportation

Item No.	Item No.	Item No.

Submitted By:

Name:
Address:
Phone No.

Bidders should use an IDOT proposal envelope or affix this form to the front of a 10" x 13" envelope for the submittal of bids. If proposals are mailed, they should be enclosed in a second or outer envelope addressed to:

Engineer of Design and Environment - Room 326
Illinois Department of Transportation
2300 South Dirksen Parkway
Springfield, Illinois 62764

NOTICE

Individual bids, including Bid Bond and/or supplemental information if required, should be securely stapled.

CONTRACTOR OFFICE COPY OF CONTRACT SPECIFICATIONS

NOTICE

None of the following material needs to be returned with the bid package unless the special provisions require documentation and/or other information to be submitted.

**Contract No. 64G69
CARROLL-STEPHENSON Counties
Section (109,113)RS
Project F-0654(019)
Route FAP 654
District 2 Construction Funds**



Illinois Department of Transportation

SUBCONTRACTOR DOCUMENTATION

Public Acts 96-0795 and 96-0920, enacted substantial changes to the provisions of the Illinois Procurement Code (30 ILCS 500). Among the changes are provisions affecting subcontractors. The Contractor awarded this contract will be required as a material condition of the contract to implement and enforce the contract requirements applicable to subcontractors approved in accordance with article 108.01 of the Standard Specifications for Road and Bridge Construction.

If the Contractor seeks approval of subcontractors to perform a portion of the work, and approval is granted by the Department, the Contractor shall provide a copy of the subcontract to the Chief Procurement Officer within 20 calendar days after execution of the subcontract.

The subcontract shall contain the certifications required to be made by subcontractors pursuant to Article 50 of the Illinois Procurement Code. This Notice to Bidders includes a document incorporating all required subcontractor certifications and disclosures for use by the Contractor in compliance with this mandate. The document is entitled State Required Ethical Standards Governing Subcontractors.

RETURN WITH SUBCONTRACT

STATE ETHICAL STANDARDS GOVERNING SUBCONTRACTORS

Article 50 of the Illinois Procurement Code establishes the duty of all State chief procurement officers, State purchasing officers, and their designees to maximize the value of the expenditure of public moneys in procuring goods, services, and contracts for the State of Illinois and to act in a manner that maintains the integrity and public trust of State government. In discharging this duty, they are charged by law to use all available information, reasonable efforts, and reasonable actions to protect, safeguard, and maintain the procurement process of the State of Illinois.

The certifications hereinafter made by the subcontractor are each a material representation of fact upon which reliance is placed should the Department approve the subcontractor. The chief procurement officer may terminate or void the subcontract approval if it is later determined that the bidder or subcontractor rendered a false or erroneous certification.

Section 50-2 of the Illinois Procurement Code provides that every person that has entered into a multi-year contract and every subcontractor with a multi-year subcontract shall certify, by July 1 of each fiscal year covered by the contract after the initial fiscal year, to the responsible chief procurement officer whether it continues to satisfy the requirements of Article 50 pertaining to the eligibility for a contract award. If a contractor or subcontractor is not able to truthfully certify that it continues to meet all requirements, it shall provide with its certification a detailed explanation of the circumstances leading to the change in certification status. A contractor or subcontractor that makes a false statement material to any given certification required under Article 50 is, in addition to any other penalties or consequences prescribed by law, subject to liability under the Whistleblower Reward and Protection Act for submission of a false claim.

A. Bribery

1. The Illinois Procurement Code provides:

Section 50-5. Bribery.

(a) Prohibition. No person or business shall be awarded a contract or subcontract under this Code who:

(1) has been convicted under the laws of Illinois or any other state of bribery or attempting to bribe an officer or employee of the State of Illinois or any other state in that officer's or employee's official capacity; or

(2) has made an admission of guilt of that conduct that is a matter of record but has not been prosecuted for that conduct.

(b) Businesses. No business shall be barred from contracting with any unit of State or local government, or subcontracting under such a contract, as a result of a conviction under this Section of any employee or agent of the business if the employee or agent is no longer employed by the business and:

(1) the business has been finally adjudicated not guilty; or

(2) the business demonstrates to the governmental entity with which it seeks to contract, or which is signatory to the contract to which the subcontract relates, and that entity finds that the commission of the offense was not authorized, requested, commanded, or performed by a director, officer, or high managerial agent on behalf of the business as provided in paragraph (2) of subsection (a) of Section 5-4 of the Criminal Code of 1961.

(c) Conduct on behalf of business. For purposes of this Section, when an official, agent, or employee of a business committed the bribery or attempted bribery on behalf of the business and in accordance with the direction or authorization of a responsible official of the business, the business shall be chargeable with the conduct.

(d) Certification. Every bid submitted to and contract executed by the State, and every subcontract subject to Section 20-120 of the Procurement Code shall contain a certification by the contractor or the subcontractor, respectively, that the contractor or subcontractor is not barred from being awarded a contract or subcontract under this Section and acknowledges that the chief procurement officer may declare the related contract void if any certifications required by this Section are false. A contractor who makes a false statement, material to the certification, commits a Class 3 felony.

2. The contractor or subcontractor certifies that it is not barred from being awarded a contract under Section 50.5.

B. Felons

1. The Illinois Procurement Code provides:

Section 50-10. Felons. Unless otherwise provided, no person or business convicted of a felony shall do business with the State of Illinois or any State agency, or enter into a subcontract, from the date of conviction until 5 years after the date of completion of the sentence for that felony, unless no person held responsible by a prosecutorial office for the facts upon which the conviction was based continues to have any involvement with the business.

2. Certification. Every bid submitted to and contract executed by the State and every subcontract subject to Section 20-120 of the Procurement Code shall contain a certification by the bidder or contractor or subcontractor, respectively, that the bidder, contractor, or subcontractor is not barred from being awarded a contract or subcontract under this Section and acknowledges that the chief procurement officer may declare the related contract void if any of the certifications required by this Section are false.

RETURN WITH SUBCONTRACT

C. Debt Delinquency

1. The Illinois Procurement Code provides:

Section 50-11 and 50-12. Debt Delinquency.

The contractor or bidder or subcontractor, respectively, certifies that it, or any affiliate, is not barred from being awarded a contract or subcontract under the Procurement Code. Section 50-11 prohibits a person from entering into a contract with a State agency, or entering into a subcontract, if it knows or should know that it, or any affiliate, is delinquent in the payment of any debt to the State as defined by the Debt Collection Board. Section 50-12 prohibits a person from entering into a contract with a State agency, or entering into a subcontract, if it, or any affiliate, has failed to collect and remit Illinois Use Tax on all sales of tangible personal property into the State of Illinois in accordance with the provisions of the Illinois Use Tax Act. The bidder or contractor or subcontractor, respectively, further acknowledges that the chief procurement officer may declare the related contract void if this certification is false or if the bidder, contractor, or subcontractor, or any affiliate, is determined to be delinquent in the payment of any debt to the State during the term of the contract.

D. Prohibited Bidders, Contractors and Subcontractors

1. The Illinois Procurement Code provides:

Section 50-10.5 and 50-60(c). Prohibited bidders, contractors and subcontractors.

The bidder or contractor or subcontractor, respectively, certifies in accordance with 30 ILCS 500/50-10.5 that no officer, director, partner or other managerial agent of the contracting business has been convicted of a felony under the Sarbanes-Oxley Act of 2002 or a Class 3 or Class 2 felony under the Illinois Securities Law of 1953 or if in violation of Subsection (c) for a period of five years from the date of conviction.. Every bid submitted to and contract executed by the State and every subcontract subject to Section 20-120 of the Procurement Code shall contain a certification by the bidder, contractor, or subcontractor, respectively, that the bidder, contractor, or subcontractor is not barred from being awarded a contract or subcontract under this Section and acknowledges that the chief procurement officer shall declare the related contract void if any of the certifications completed pursuant to this Section are false.

E. Section 42 of the Environmental Protection Act

The bidder or contractor or subcontractor, respectively, certifies in accordance with 30 ILCS 500/50-12 that the bidder, contractor, or subcontractor, is not barred from being awarded a contract or entering into a subcontract under this Section which prohibits the bidding on or entering into contracts with the State of Illinois or a State agency, or entering into any subcontract, that is subject to the Procurement Code by a person or business found by a court or the Pollution Control Board to have committed a willful or knowing violation of Section 42 of the Environmental Protection Act for a period of five years from the date of the order. The bidder or contractor or subcontractor, respectively, acknowledges that the chief procurement officer may declare the contract void if this certification is false.

The undersigned, on behalf of the subcontracting company, has read and understands the above certifications and makes the certifications as required by law.

Name of Subcontracting Company

Authorized Officer

Date

RETURN WITH SUBCONTRACT
SUBCONTRACTOR DISCLOSURES

I. DISCLOSURES

- A.** The disclosures hereinafter made by the subcontractor are each a material representation of fact upon which reliance is placed. The subcontractor further certifies that the Department has received the disclosure forms for each subcontract.

The chief procurement officer may void the bid, contract, or subcontract, respectively, if it is later determined that the bidder or subcontractor rendered a false or erroneous disclosure. A contractor or subcontractor may be suspended or debarred for violations of the Procurement Code. Furthermore, the chief procurement officer may void the contract or subcontract.

B. Financial Interests and Conflicts of Interest

1. Section 50-35 of the Illinois Procurement Code provides that all subcontracts with a total value of \$25,000 or more, from subcontractors identified in Section 20-120 of the Illinois Procurement Code, shall be accompanied by disclosure of the financial interests of the subcontractor. This disclosed information for the subcontractor, will be maintained as public information subject to release by request pursuant to the Freedom of Information Act, filed with the Procurement Policy Board, and shall be incorporated as a material term of the Prime Contractor's contract. Furthermore, pursuant to this Section, the Procurement Policy Board may recommend to allow or void a contract or subcontract based on a potential conflict of interest.

The financial interests to be disclosed shall include ownership or distributive income share that is in excess of 5%, or an amount greater than 60% of the annual salary of the Governor, of the subcontracting entity or its parent entity, whichever is less, unless the subcontractor is a publicly traded entity subject to Federal 10K reporting, in which case it may submit its 10K disclosure in place of the prescribed disclosure. If a subcontractor is a privately held entity that is exempt from Federal 10K reporting, but has more than 400 shareholders, it may submit the information that Federal 10K companies are required to report, and list the names of any person or entity holding any ownership share that is in excess of 5%. The disclosure shall include the names, addresses, and dollar or proportionate share of ownership of each person making the disclosure, their instrument of ownership or beneficial relationship, and notice of any potential conflict of interest resulting from the current ownership or beneficial interest of each person making the disclosure having any of the relationships identified in Section 50-35 and on the disclosure form.

The current annual salary of the Governor is \$177,412.00.

In addition, all disclosures shall indicate any other current or pending contracts, subcontracts, proposals, leases, or other ongoing procurement relationships the subcontracting entity has with any other unit of state government and shall clearly identify the unit and the contract, subcontract, proposal, lease, or other relationship.

2. Disclosure Forms. Disclosure Form A is attached for use concerning the individuals meeting the above ownership or distributive share requirements. Subject individuals should be covered each by one form. In addition, a second form (Disclosure Form B) provides for the disclosure of current or pending procurement relationships with other (non-IDOT) state agencies.

C. Disclosure Form Instructions

Form A Instructions for Financial Information & Potential Conflicts of Interest

If the subcontractor is a publicly traded entity subject to Federal 10K reporting, the 10K Report may be submitted to meet the requirements of Form A. If a subcontractor is a privately held entity that is exempt from Federal 10K reporting, but has more than 400 shareholders, it may submit the information that Federal 10K companies are required to report, and list the names of any person or entity holding any ownership share that is in excess of 5%. If a subcontractor is not subject to Federal 10K reporting, the subcontractor must determine if any individuals are required by law to complete a financial disclosure form. To do this, the subcontractor should answer each of the following questions. A "YES" answer indicates Form A must be completed. If the answer to each of the following questions is "NO", then the **NOT APPLICABLE STATEMENT** on the second page of Form A must be signed and dated by a person that is authorized to execute contracts for the subcontracting company. Note: These questions are for assistance only and are not required to be completed.

1. Does anyone in your organization have a direct or beneficial ownership share of greater than 5% of the bidding entity or parent entity? YES ___ NO ___
2. Does anyone in your organization have a direct or beneficial ownership share of less than 5%, but which has a value greater than 60% of the annual salary of the Governor? YES ___ NO ___
3. Does anyone in your organization receive more than 60% of the annual salary of the Governor of the subcontracting entity's or parent entity's distributive income? YES ___ NO ___

(Note: Distributive income is, for these purposes, any type of distribution of profits. An annual salary is not distributive income.)

4. Does anyone in your organization receive greater than 5% of the subcontracting entity's or parent entity's total distributive income, but which is less than 60% of the annual salary of the Governor? YES ___ NO ___

(Note: Only one set of forms needs to be completed per person per subcontract even if a specific individual would require a yes answer to more than one question.)

A "YES" answer to any of these questions requires the completion of Form A. The subcontractor must determine each individual in the subcontracting entity or the subcontracting entity's parent company that would cause the questions to be answered "Yes". Each form must be signed and dated by a person that is authorized to execute contracts for your organization. **Photocopied or stamped signatures are not acceptable.** The person signing can be, but does not have to be, the person for which the form is being completed. The subcontractor is responsible for the accuracy of any information provided.

If the answer to each of the above questions is "NO", then the **NOT APPLICABLE STATEMENT** on page 2 of Form A must be signed and dated by a person that is authorized to execute contracts for your company.

RETURN WITH SUBCONTRACT

Form B: Instructions for Identifying Other Contracts & Procurement Related Information

Disclosure Form B must be completed for each subcontract submitted by the subcontracting entity. *Note: Checking the NOT APPLICABLE STATEMENT on Form A does not allow the subcontractor to ignore Form B. Form B must be completed, checked, and dated or the subcontract will not be approved.*

The Subcontractor shall identify, by checking Yes or No on Form B, whether it has any pending contracts, subcontracts, leases, bids, proposals, or other ongoing procurement relationship with any other (non-IDOT) State of Illinois agency. If "No" is checked, the subcontractor only needs to complete the check box on the bottom of Form B. If "Yes" is checked, the subcontractor must list all non-IDOT State of Illinois agency pending contracts, subcontracts, leases, bids, proposals, and other ongoing procurement relationships. These items may be listed on Form B or on an attached sheet(s). Contracts with cities, counties, villages, etc. are not considered State of Illinois agency contracts and are not to be included. Contracts or subcontracts with other State of Illinois agencies such as the Department of Natural Resources or the Capital Development Board must be included.

ILLINOIS DEPARTMENT OF TRANSPORTATION

Form A Subcontractor: Financial Information & Potential Conflicts of Interest Disclosure

Subcontractor Name, Legal Address, City, State, Zip, Telephone Number, Email Address, Fax Number (if available)

Disclosure of the information contained in this Form is required by the Section 50-35 of the Illinois Procurement Code (30 ILCS 500). Subcontractors desiring to enter into a subcontract of a State of Illinois contract must disclose the financial information and potential conflict of interest information as specified in this Disclosure Form. This information shall become part of the publicly available contract file. This Form A must be completed for subcontracts with a total value of \$25,000 or more, from subcontractors identified in Section 20-120 of the Illinois Procurement Code, and for all open-ended contracts. A publicly traded company may submit a 10K disclosure (or equivalent if applicable) in satisfaction of the requirements set forth in Form A. See Disclosure Form Instructions.

The current annual salary of the Governor is \$177,412.00.

DISCLOSURE OF FINANCIAL INFORMATION

1. Disclosure of Financial Information. The individual named below has an interest in the SUBCONTRACTOR (or its parent) in terms of ownership or distributive income share in excess of 5%, or an interest which has a value of more than 60% of the annual salary of the Governor. (Make copies of this form as necessary and attach a separate Disclosure Form A for each individual meeting these requirements)

FOR INDIVIDUAL (type or print information) NAME: ADDRESS Type of ownership/distributable income share: stock sole proprietorship Partnership other: (explain on separate sheet): % or \$ value of ownership/distributable income share:

2. Disclosure of Potential Conflicts of Interest. Check "Yes" or "No" to indicate which, if any, of the following potential conflict of interest relationships apply. If the answer to any question is "Yes", please attach additional pages and describe.

(a) State employment, currently or in the previous 3 years, including contractual employment of services. Yes ___ No ___

If your answer is yes, please answer each of the following questions.

- 1. Are you currently an officer or employee of either the Capitol Development Board or the Illinois State Toll Highway Authority? Yes ___ No ___
2. Are you currently appointed to or employed by any agency of the State of Illinois? If you are currently appointed to or employed by any agency of the State of Illinois, and your annual salary exceeds 60% of the annual salary of the Governor, provide the name the State agency for which you are employed and your annual salary.

RETURN WITH SUBCONTRACT

3. If you are currently appointed to or employed by any agency of the State of Illinois, and your annual salary exceeds 60% of the annual salary of the Governor, are you entitled to receive (i) more than 7 1/2% of the total distributable income of your firm, partnership, association or corporation, or (ii) an amount in excess of 100% of the annual salary of the Governor?
Yes ___ No ___

4. If you are currently appointed to or employed by any agency of the State of Illinois, and your annual salary exceeds 60% of the annual salary of the Governor, are you and your spouse or minor children entitled to receive (i) more than 15 % in the aggregate of the total distributable income of your firm, partnership, association or corporation, or (ii) an amount in excess of two times the salary of the Governor?
Yes ___ No ___

(b) State employment of spouse, father, mother, son, or daughter, including contractual employment services in the previous 2 years.

Yes ___ No ___

If your answer is yes, please answer each of the following questions.

1. Is your spouse or any minor children currently an officer or employee of the Capitol Development Board or the Illinois State Toll Highway Authority?
Yes ___ No ___

2. Is your spouse or any minor children currently appointed to or employed by any agency of the State of Illinois? If your spouse or minor children is/are currently appointed to or employed by any agency of the State of Illinois, and his/her annual salary exceeds 60% of the annual salary of the Governor, provide the name of your spouse and/or minor children, the name of the State agency for which he/she is employed and his/her annual salary. _____

3. If your spouse or any minor children is/are currently appointed to or employed by any agency of the State of Illinois, and his/her annual salary exceeds 60% of the annual salary of the Governor, are you entitled to receive (i) more than 7 1/2% of the total distributable income of your firm, partnership, association or corporation, or (ii) an amount in excess of 100% of the annual salary of the Governor?
Yes ___ No ___

4. If your spouse or any minor children are currently appointed to or employed by any agency of the State of Illinois, and his/her annual salary exceeds 60% of the annual salary of the Governor, are you and your spouse or minor children entitled to receive (i) more than 15 % in the aggregate of the total distributable income of your firm, partnership, association or corporation, or (ii) an amount in excess of two times the salary of the Governor?
Yes ___ No ___

(c) Elective status; the holding of elective office of the State of Illinois, the government of the United States, any unit of local government authorized by the Constitution of the State of Illinois or the statutes of the State of Illinois currently or in the previous 3 years.
Yes ___ No ___

(d) Relationship to anyone holding elective office currently or in the previous 2 years; spouse, father, mother, son, or daughter.
Yes ___ No ___

(e) Appointive office; the holding of any appointive government office of the State of Illinois, the United States of America, or any unit of local government authorized by the Constitution of the State of Illinois or the statutes of the State of Illinois, which office entitles the holder to compensation in excess of the expenses incurred in the discharge of that office currently or in the previous 3 years.
Yes ___ No ___

(f) Relationship to anyone holding appointive office currently or in the previous 2 years; spouse, father, mother, son, or daughter.
Yes ___ No ___

(g) Employment, currently or in the previous 3 years, as or by any registered lobbyist of the State government.
Yes ___ No ___

RETURN WITH SUBCONTRACT

(h) Relationship to anyone who is or was a registered lobbyist in the previous 2 years; spouse, father, mother, son, or daughter. Yes ___ No ___

(i) Compensated employment, currently or in the previous 3 years, by any registered election or reelection committee registered with the Secretary of State or any county clerk of the State of Illinois, or any political action committee registered with either the Secretary of State or the Federal Board of Elections. Yes ___ No ___

(j) Relationship to anyone; spouse, father, mother, son, or daughter; who was a compensated employee in the last 2 years by any registered election or re-election committee registered with the Secretary of State or any county clerk of the State of Illinois, or any political action committee registered with either the Secretary of State or the Federal Board of Elections. Yes ___ No ___

3. Communication Disclosure.

Disclose the name and address of each lobbyist and other agent of the bidder or offeror who is not identified in Section 2 of this form, who is has communicated, is communicating, or may communicate with any State officer or employee concerning the bid or offer. This disclosure is a continuing obligation and must be promptly supplemented for accuracy throughout the process and throughout the term of the contract. If no person is identified, enter "None" on the line below:

Name and address of person(s): _____

RETURN WITH SUBCONTRACT

4. Debarment Disclosure. For each of the persons identified under Sections 2 and 3 of this form, disclose whether any of the following has occurred within the previous 10 years: debarment from contracting with any governmental entity; professional licensure discipline; bankruptcies; adverse civil judgments and administrative findings; and criminal felony convictions. This disclosure is a continuing obligation and must be promptly supplemented for accuracy throughout the procurement process and term of the contract. If no person is identified, enter "None" on the line below:

Name of person(s): _____

Nature of disclosure: _____

APPLICABLE STATEMENT

This Disclosure Form A is submitted on behalf of the INDIVIDUAL named on previous page. Under penalty of perjury, I certify the contents of this disclosure to be true and accurate to the best of my knowledge.

Completed by: _____ Date _____
Signature of Individual or Authorized Officer

NOT APPLICABLE STATEMENT

Under penalty of perjury, I have determined that no individuals associated with this organization meet the criteria that would require the completion of this Form A.

This Disclosure Form A is submitted on behalf of the SUBCONTRACTOR listed on the previous page.

_____ Date _____
Signature of Authorized Officer

RETURN WITH SUBCONTRACT

ILLINOIS DEPARTMENT
OF TRANSPORTATION

Form B
Subcontractor: Other Contracts &
Procurement Related Information
Disclosure

Subcontractor Name		
Legal Address		
City, State, Zip		
Telephone Number	Email Address	Fax Number (if available)

Disclosure of the information contained in this Form is required by the Section 50-35 of the Illinois Procurement Act (30 ILCS 500). This information shall become part of the publicly available contract file. This Form B must be completed for subcontracts with a total value of \$25,000 or more, from subcontractors identified in Section 20-120 of the Illinois Procurement Code, and for all open-ended contracts.

DISCLOSURE OF OTHER CONTRACTS, SUBCONTRACTS, AND PROCUREMENT RELATED INFORMATION

1. Identifying Other Contracts & Procurement Related Information. The SUBCONTRACTOR shall identify whether it has any pending contracts, subcontracts, including leases, bids, proposals, or other ongoing procurement relationship with any other State of Illinois agency: Yes ___ No ___

If "No" is checked, the subcontractor only needs to complete the signature box on the bottom of this page.

2. If "Yes" is checked. Identify each such relationship by showing State of Illinois agency name and other descriptive information such as bid or project number (attach additional pages as necessary). SEE DISCLOSURE FORM INSTRUCTIONS:

THE FOLLOWING STATEMENT MUST BE CHECKED

<input type="checkbox"/>	_____	_____
	Signature of Authorized Officer	Date



- 1. TIME AND PLACE OF OPENING BIDS.** Sealed proposals for the improvement described herein will be received by the Department of Transportation at the Harry R. Hanley Building, 2300 South Dirksen Parkway, in Springfield, Illinois until 10:00 o'clock a.m., April 29, 2011. All bids will be gathered, sorted, publicly opened and read in the auditorium at the Department of Transportation's Harry R. Hanley Building shortly after the 10:00 a.m. cut off time.
- 2. DESCRIPTION OF WORK.** The proposed improvement is identified and advertised for bids in the Invitation for Bids as:

**Contract No. 64G69
CARROLL-STEPHENSON Counties
Section (109,113)RS
Project F-0654(019)
Route FAP 654
District 2 Construction Funds**

7.1 miles of milling, pavement patching, HMA surface and striping on IL 73 from the Stephenson County Line to US 52/IL 64.

- 3. INSTRUCTIONS TO BIDDERS.** (a) This Notice, the invitation for bids, proposal and letter of award shall, together with all other documents in accordance with Article 101.09 of the Standard Specifications for Road and Bridge Construction, become part of the contract. Bidders are cautioned to read and examine carefully all documents, to make all required inspections, and to inquire or seek explanation of the same prior to submission of a bid.

(b) State law, and, if the work is to be paid wholly or in part with Federal-aid funds, Federal law requires the bidder to make various certifications as a part of the proposal and contract. By execution and submission of the proposal, the bidder makes the certification contained therein. A false or fraudulent certification shall, in addition to all other remedies provided by law, be a breach of contract and may result in termination of the contract.
- 4. AWARD CRITERIA AND REJECTION OF BIDS.** This contract will be awarded to the lowest responsive and responsible bidder considering conformity with the terms and conditions established by the Department in the rules, Invitation for Bids and contract documents. The issuance of plans and proposal forms for bidding based upon a prequalification rating shall not be the sole determinant of responsibility. The Department reserves the right to determine responsibility at the time of award, to reject any or all proposals, to readvertise the proposed improvement, and to waive technicalities.

By Order of the
Illinois Department of Transportation

Gary Hannig,
Secretary

INDEX
 FOR
 SUPPLEMENTAL SPECIFICATIONS
 AND RECURRING SPECIAL PROVISIONS

Adopted January 1, 2011

This index contains a listing of SUPPLEMENTAL SPECIFICATIONS and frequently used RECURRING SPECIAL PROVISIONS.

ERRATA Standard Specifications for Road and Bridge Construction (Adopted 1-1-07) (Revised 1-1-11)

SUPPLEMENTAL SPECIFICATIONS

<u>Std. Spec. Sec.</u>	<u>Page No.</u>
201 Clearing, Tree Removal and Protection	1
205 Embankment	2
251 Mulch	3
253 Planting Woody Plants	4
280 Temporary Erosion Control	6
406 Hot-Mix Asphalt Binder and Surface Course	7
420 Portland Cement Concrete Pavement	11
443 Reflective Crack Control Treatment	12
501 Removal of Existing Structures	15
502 Excavation for Structures	16
503 Concrete Structures	17
504 Precast Concrete Structures	18
505 Steel Structures	19
508 Reinforcement Bars	20
540 Box Culverts	21
581 Waterproofing Membrane System	22
606 Concrete Gutter, Curb, Median, and Paved Ditch	23
630 Steel Plate Beam Guardrail	24
633 Removing and Reerecting Guardrail and Terminals	25
637 Concrete Barrier	26
664 Chain Link Fence	27
669 Removal and Disposal of Regulated Substances	28
672 Sealing Abandoned Water Wells	29
701 Work Zone Traffic Control and Protection	30
720 Sign Panels and Appurtenances	32
721 Sign Panel Overlay	33
722 Demountable Sign Legend Characters and Arrows	34
726 Mile Post Marker Assembly	35
733 Overhead Sign Structures	36
780 Pavement Striping	37
782 Prismatic Reflectors	42
783 Pavement Marking and Marker Removal	43
801 Electrical Requirements	44
805 Electrical Service Installation – Traffic Signals	45
821 Roadway Luminaires	46
836 Pole Foundation	47
838 Breakaway Devices	48
843 Removal of Navigational Obstruction Warning Lighting System	49
862 Uninterruptable Power Supply	50
873 Electric Cable	52
878 Traffic Signal Concrete Foundation	54
1003 Fine Aggregates	55
1004 Coarse Aggregates	56
1005 Stone and Broken Concrete	57
1006 Metals	58

FAP 654 (IL 73)
Project F-0654 (019)
Section (109, 113)RS
Carroll & Stephenson Counties
Contract 64G69

1008	Structural Steel Coatings	60
1010	Finely Divided Materials	65
1020	Portland Cement Concrete	66
1022	Concrete Curing Materials	77
1024	Nonshrink Grout	78
1026	Concrete Sealer	79
1030	Hot-Mix Asphalt	80
1032	Bituminous Materials	87
1042	Precast Concrete Products	90
1062	Reflective Crack Control System	92
1069	Pole and Tower	94
1074	Control Equipment	97
1076	Wire and Cable	102
1077	Post and Foundation	103
1080	Fabric Materials	105
1081	Materials for Planting	106
1083	Elastomeric Bearings	108
1090	Sign Base	109
1091	Sign Face	111
1092	Sign Legend and Supplemental Panels	119
1093	Sign Supports	120
1094	Overhead Sign Structures	122
1095	Pavement Markings	128
1097	Reflectors	136
1101	General Equipment	137
1102	Hot-Mix Asphalt Equipment	138
1103	Portland Cement Concrete Equipment	140
1105	Pavement Marking Equipment	141
1106	Work Zone Traffic Control Devices	143

RECURRING SPECIAL PROVISIONS

The following RECURRING SPECIAL PROVISIONS indicated by an "X" are applicable to this contract and are included by reference:

<u>CHECK SHEET #</u>	<u>PAGE NO.</u>
1 X Additional State Requirements For Federal-Aid Construction Contracts (Eff. 2-1-69) (Rev. 1-1-10)	145
2 X Subletting of Contracts (Federal-Aid Contracts) (Eff. 1-1-88) (Rev. 5-1-93)	148
3 X EEO (Eff. 7-21-78) (Rev. 11-18-80)	149
4 Specific Equal Employment Opportunity Responsibilities Non Federal-Aid Contracts (Eff. 3-20-69) (Rev. 1-1-94)	159
5 Required Provisions - State Contracts (Eff. 4-1-65) (Rev. 1-1-10)	164
6 Reserved	169
7 Reserved	170
8 Haul Road Stream Crossings, Other Temporary Stream Crossings, and In-Stream Work Pads (Eff. 1-2-92) (Rev. 1-1-98)	171
9 Construction Layout Stakes Except for Bridges (Eff. 1-1-99) (Rev. 1-1-07)	172
10 X Construction Layout Stakes (Eff. 5-1-93) (Rev. 1-1-07)	175
11 Use of Geotextile Fabric for Railroad Crossing (Eff. 1-1-95) (Rev. 1-1-07)	178
12 Subsealing of Concrete Pavements (Eff. 11-1-84) (Rev. 1-1-07)	180
13 Hot-Mix Asphalt Surface Correction (Eff. 11-1-87) (Rev. 1-1-09)	184
14 Pavement and Shoulder Resurfacing (Eff. 2-1-00) (Rev. 1-1-09)	186
15 PCC Partial Depth Hot-Mix Asphalt Patching (Eff. 1-1-98) (Rev. 1-1-07)	187
16 Patching with Hot-Mix Asphalt Overlay Removal (Eff. 10-1-95) (Rev. 1-1-07)	189
17 Polymer Concrete (Eff. 8-1-95) (Rev. 1-1-08)	190
18 PVC Pipeliner (Eff. 4-1-04) (Rev. 1-1-07)	192
19 Pipe Underdrains (Eff. 9-9-87) (Rev. 1-1-07)	193
20 X Guardrail and Barrier Wall Delineation (Eff. 12-15-93) (Rev. 1-1-97)	194
21 Bicycle Racks (Eff. 4-1-94) (Rev. 1-1-07)	198
22 Temporary Modular Glare Screen System (Eff. 1-1-00) (Rev. 1-1-07)	200
23 Temporary Portable Bridge Traffic Signals (Eff. 8-1-03) (Rev. 1-1-07)	202
24 Work Zone Public Information Signs (Eff. 9-1-02) (Rev. 1-1-07)	204
25 Night Time Inspection of Roadway Lighting (Eff. 5-1-96)	205
26 English Substitution of Metric Bolts (Eff. 7-1-96)	206
27 English Substitution of Metric Reinforcement Bars (Eff. 4-1-96) (Rev. 1-1-03)	207
28 Calcium Chloride Accelerator for Portland Cement Concrete (Eff. 1-1-01)	208
29 Reserved	209
30 Quality Control of Concrete Mixtures at the Plant (Eff. 8-1-00) (Rev. 1-1-11)	210
31 X Quality Control/Quality Assurance of Concrete Mixtures (Eff. 4-1-92) (Rev. 1-1-11)	218
32 Asbestos Bearing Pad Removal (Eff. 11-1-03)	230
33 Asbestos Hot-Mix Asphalt Surface Removal (Eff. 6-1-89) (Rev. 1-1-09)	231

TABLE OF CONTENTS

LOCATION OF PROJECT	1
DESCRIPTION OF PROJECT	1
TRAFFIC CONTROL PLAN	1
MILLING RESTRICTIONS	3
FURNISHED EXCAVATION	4
START DATE	4
GUARDRAIL REMOVAL	4
HOT-MIX ASPHALT SURFACE REMOVAL (VARIABLE DEPTH)	4
ENGINEER'S FIELD OFFICE TYPE A	5
HOT-MIX ASPHALT MIXTURE IL-9.5FG (BMPR)	6
TRAFFIC CONTROL SURVEILLANCE	8
MATERIAL TRANSFER DEVICE (BDE)	9
AGGREGATE SHOULDERS (SPECIAL)	10
GRATED CULVERT EXTENSION NO.1	10
PIPE CULVERTS, CLASS D, TYPE 1 15"	10
REMOVAL OF EXISTING STRUCTURES	10
STEEL PLATE BEAM GUARDRAIL (SHORT RADIUS)	10
VALVE BOXES TO BE REPLACED	11
ALKALI-SILICA REACTION FOR PRECAST AND PRECAST PRESTRESSED CONCRETE (BDE)	11
APPROVAL OF PROPOSED BORROW AREAS, USE AREAS, AND/OR WASTE AREAS (BDE)	13
CEMENT (BDE)	14
CONCRETE ADMIXTURES (BDE)	16
CONSTRUCTION AIR QUALITY - DIESEL VEHICLE EMISSIONS CONTROL (BDE)	18
CONSTRUCTION AIR QUALITY - IDLING RESTRICTIONS (BDE)	19
DETERMINATION OF THICKNESS (BDE)	21
DIGITAL TERRAIN MODELING FOR EARTHWORK CALCULATIONS (BDE)	30
DISADVANTAGED BUSINESS ENTERPRISE PARTICIPATION (BDE)	31
EQUIPMENT RENTAL RATES (BDE)	39
FRICTION AGGREGATE (BDE)	40
HOT-MIX ASPHALT – ANTI-STRIPPING ADDITIVE (BDE)	42
HOT-MIX ASPHALT - DENSITY TESTING OF LONGITUDINAL JOINTS (BDE)	43
HOT-MIX ASPHALT – DROP-OFFS (BDE)	44
HOT-MIX ASPHALT - FINE AGGREGATE (BDE)	44
LANE CLOSURE, MULTILANE, INTERMITTENT OR MOVING OPERATION, FOR SPEEDS ≤ 40 MPH (BDE)	45
LIQUIDATED DAMAGES (BDE)	45
LONG-SPAN GUARDRAIL OVER CULVERT (BDE)	45
METAL HARDWARE CAST INTO CONCRETE (BDE)	46

MULCH AND EROSION CONTROL BLANKETS (BDE)..... 46

NATIONAL POLLUTANT DISCHARGE ELIMINATION SYSTEM / EROSION AND SEDIMENT CONTROL DEFICIENCY DEDUCTION (BDE) 49

PAYMENTS TO SUBCONTRACTORS (BDE) 50

POST MOUNTING OF SIGNS (BDE)..... 51

PRECAST CONCRETE HANDLING HOLES (BDE)..... 51

RAILROAD PROTECTIVE LIABILITY INSURANCE (BDE)..... 53

RAISED REFLECTIVE PAVEMENT MARKERS (BDE)..... 54

RECLAIMED ASPHALT PAVEMENT (RAP) (BDE) 54

SAFETY EDGE (BDE) 60

SEEDING (BDE) 61

SELF-CONSOLIDATING CONCRETE FOR PRECAST PRODUCTS (BDE)..... 63

SUBCONTRACTOR MOBILIZATION PAYMENTS (BDE) 64

TEMPORARY EROSION CONTROL (BDE) 64

TRUCK MOUNTED/TRAILER MOUNTED ATTENUATORS (BDE) 67

UTILITY COORDINATION AND CONFLICTS (BDE)..... 68

WORKING DAYS (BDE) 73

BITUMINOUS MATERIALS COST ADJUSTMENTS (BDE) (RETURN FORM WITH BID)..... 73

FUEL COST ADJUSTMENT (BDE) (RETURN FORM WITH BID) 76

STEEL COST ADJUSTMENT (BDE) (RETURN FORM WITH BID) 80

STATE OF ILLINOIS
SPECIAL PROVISIONS

The following Special Provisions supplement the "Standard Specifications for Road and Bridge Construction," adopted January 1, 2007, the latest edition of the "Manual on Uniform Traffic Control Devices for Streets and Highways," and the "Manual of Test Procedures for Materials" in effect on the date of invitation for bids, and the Supplemental Specifications and Recurring Special Provisions indicated on the Check Sheet included herein which apply to and govern the construction of FAP Route 654 (IL 73), Project F-0654 (019), Section (109, 113)RS, Carroll & Stephenson County, Contract 64G69, and in case of conflict with any part or parts of said Specifications, the said Special Provisions shall take precedence and shall govern.

LOCATION OF PROJECT

IL 73 from US 52/IL 64 to the Stephenson/Carroll County Line.

DESCRIPTION OF PROJECT

Cold milling and hot-mix asphalt resurfacing.

TRAFFIC CONTROL PLAN

Effective: January 14, 1999

Traffic Control shall be according to the applicable sections of the Standard Specifications for Road and Bridge Construction, the applicable guidelines contained in the National Manual on Uniform Traffic Control Devices for Streets and Highways, Illinois Supplement to the National Manual on Uniform Traffic Control Devices, these special provisions, and any special details and Highway Standards contained herein and in the plans.

Special attention is called to Articles 107.09 and 107.14 of the Standard Specifications for Road and Bridge Construction and the following Highway Standards relating to traffic control.

Standards:

701006 701011 701301 701306 701311 701427 701501 701901

Details:

District Standard 91.2

Signs:

No bracing shall be allowed on post-mounted signs.

Post-mounted signs shall be installed using standard 720011, 728001, 729001, on 4"x4" wood posts, or on any other "break away" connection if accepted by the FHWA and corresponding letter is provided to the resident.

"BUMP" (W8-1(O)48) signs shall be installed as directed by the Engineer.

“UNEVEN LANES” W8-11(O)48 signs shall be installed at 1 mile intervals or as directed by the Engineer.

“LOW SHOULDER” W8-9(O)48 signs shall be installed at 1 mile intervals or as directed by the Engineer.

When covering existing Department signs, no tape shall be used on the reflective portion of the sign. Contact the District sign shop for covering techniques.

All regulatory signs shall be maintained at a 5 foot minimum bottom (rural), 7 foot minimum (urban).

Devices:

A minimum of 3 drums spaced at 1.2 meters (4 feet) shall be placed at each return when the sideroad is open.

Lights:

Steady burn mono-directional lights are required on devices delineating a widening trench.

Flaggers:

Flagger at Sideroads and Commercial Entrances:

Effective: April 9, 2009

Revise the second paragraph of Article 701.13(a) of the Standard Specifications to read:

“The Engineer will determine when a sideroad or commercial entrance shall be closed to traffic. A flagger will be required at each sideroad and any commercial entrance deemed necessary by the Engineer remaining open to traffic within the operation where two-way traffic is maintained on one lane of pavement. The flagger shall be positioned as shown on the plans or as directed by the Engineer.”

Revise the first and second paragraph of Article 701.20(i) of the Standard Specifications to read:

“Signs, barricades, or other traffic control devices required by the Engineer over and above those specified will be paid for according to Article 109.04. All flaggers required at side roads and entrances remaining open to traffic including those that are shown on the Highway Standards and/or additional barricades required by the Engineer to close side roads and entrances will be paid for according to Article 109.04.”

Flaggers shall comply with all requirements contained in the Department’s “Flagger Handbook” with the following exception: The ANSI Class 2 vest will not be supplied by the Department.

In addition to the flaggers shown on applicable standards, on major sideroads and high volume commercial entrances listed below, flaggers shall be required on all legs of the intersection. Major sideroads for this project shall be IL 72 and US 52/IL 64. Flaggers shall be required at the US 52/IL 64 intersection while work is being performed within 500 ft of the intersection.

Pavement Marking:

Temporary pavement markings shall not be included in the cost of the standard rather it shall be paid for separately at the contract unit prices of specified temporary pavement marking items.

All short term pavement markings placed on a milled surface shall be paint.

Pilot Car: During the bituminous priming operation, the Contractor shall be required to provide a pilot car to lead the traffic through the areas primed.

The pilot car shall be a pickup truck, carrying the Contractor's company insignia, equipped with "PILOT CAR - FOLLOW ME" (G-20-4(0)) signs. Two signs shall be mounted on the vehicle so as to be clearly visible from both directions. The bottom of the sign shall be mounted at least 300 mm (one foot) above the top of the cab. The pilot car shall be equipped with a two-way radio so normal communication with the flagger at each end of the work area can be maintained.

The pilot car shall be paid for by the day. If the pilot car is used less than four hours, the operation will be counted as a half day.

This work will be paid for at the contract unit price Per Day for PILOT CAR for each car required by the Engineer.

Maintenance of Traffic: The mainline shall be kept open to one-way traffic at all times during working hours and two-way traffic during non-working hours.

The Contractor shall be required to notify the Carroll County Highway Department, the corresponding Township Commissioner, emergency response agencies (i.e.: fire, ambulance, police), school bus companies and the Department of Transportation (Bureau of Project Implementation) regarding any changes in traffic control.

Guardrail work shall be completed using Traffic Control and Protection Standard 701006 and Article 701.17(f).

The Contractor shall have all lanes open on weekends, unless prior approval is obtained from the Resident Engineer.

Placing and removing pavement marking shall be completed using Traffic Control and Protection Standard 701306 or 701311.

The milling and resurfacing in town shall be completed using Traffic Control and Protection Standard 701501.

The resurfacing and placing of shoulder aggregate shall be completed using Traffic Control and Protection Standard 701306.

The HMA shoulder widening from Stations 254+00-256+21 and Stations 318+25-320+25 shall be completed using Traffic Control and Protection Standard 701306. Excavation and shoulder placement shall occur on the same day. From Station 254+00-256+21, the mainline shall be milled prior to excavating and placing the 5 ¾" HMA shoulder. The shoulder surface shall be even with the milled surface. From Station 318+25-320+25, excavating and placing the 5 ¾" HMA shoulder shall occur prior to the mainline resurfacing. The shoulder surface shall be even with the existing pavement. Mainline and shoulder shall be resurfaced at the same time.

MILLING RESTRICTIONS

Effective: January 29, 2010

Milling operations shall be performed such that a vertical milled face no greater than 1½" exists between open lanes of traffic.

This can be accomplished by one of the following treatment methods: 1) Make multiple passes with the mill, each one less the 1½"; 2) place a temporary wedge or have milled sloped edge with a minimum 1:3 slope; or 3) mill both lanes the same day so that no difference in elevation exists when the lanes are opened. Other methods may be used if approved by the Engineer prior to implementing the procedure. All short term pavement marking placed on milled surface shall be paint.

This work shall be included in the cost of HMA SURFACE REMOVAL, at the thickness specified.

FURNISHED EXCAVATION

Effective: July 1, 1994

Revised: October 28, 2010

The Furnished Excavation shall be measured by the truck load method. Prior to the start of work the Contractor and the Engineer shall agree to standard volume for the trucks utilized by the Contractor.

Suitable excavated materials from the project shall not be wasted without permission of the Engineer. Embankment and mechanical compaction will not be measured for payment.

This work shall be paid for at the contract unit price per Cubic Yard for FURNISHED EXCAVATION.

START DATE

No work shall be started within the corporate limits of Lanark prior to Tuesday July 5, 2011 with the exception of the valve box replacement at Station 20+00 RT (Franklin Street).

GUARDRAIL REMOVAL

Effective: August 20, 1990

Revised: August 26, 1997

This work shall be done according to Section 632 of the Standard Specifications except that all removed guardrail will become the property of the Contractor.

This work will be paid for at the contract unit price per Meter (Foot) for GUARDRAIL REMOVAL, measured from center-to-center of end post.

HOT-MIX ASPHALT SURFACE REMOVAL (VARIABLE DEPTH)

Effective: February 10, 1995

This work shall consist of removing, by rotomilling, with a machine and automatic grade control, according to Article 440.03 of the Standard Specifications, the necessary existing bituminous material from the existing surface at locations indicated in the plans. The purpose of grinding is to provide a smooth transition between the milled and resurfaced sections and the resurface only sections. The Contractor shall mill from 0" to 2 ¼" over a length of 67.5' as noted in the plans. Care shall be exercised in the removal not to gouge or damage the underlying concrete pavement. No grading will be allowed on the foreslopes.

This work will be paid for at the contract unit price per Square Yard for HOT-MIX ASPHALT SURFACE REMOVAL (VARIABLE DEPTH).

ENGINEER'S FIELD OFFICE TYPE A

Effective: June 1, 2009

Revise Article 670.02 of the Standard Specifications to read:

“670.02 Engineer's Field Office Type A. Type A field offices shall have a minimum ceiling height of 7 ft (2 m) and a minimum floor space 450 sq ft (42 sq m). The office shall be provided with sufficient heat, natural and artificial light, and air conditioning.

The office shall have an electronic security system that will respond to any breach of exterior doors and windows. Doors and windows shall be equipped with locks. Doors shall also be equipped with dead bolt locks or other secondary locking device.

Windows shall be equipped with exterior screens to allow adequate ventilation. All windows shall be equipped with interior shades, curtains, or blinds. Adequate all-weather parking space shall be available to accommodate a minimum of ten vehicles.

Suitable on-site sanitary facilities meeting Federal, State, and local health department requirements shall be provided, maintained clean and in good working condition, and shall be stocked with lavatory and sanitary supplies at all times.

Sanitary facilities shall include hot and cold potable running water, lavatory and toilet as an integral part of the office where available. Solid waste disposal consisting of two waste baskets and an outside trash container of sufficient size to accommodate a weekly provided pick-up service.

In addition, the following furniture and equipment shall be furnished.

- (a) Four desks with minimum working surface 42 x 30 in. (1.1 m x 750 mm) each and five non-folding chairs with upholstered seats and backs.
- (b) One desk with minimum working surface 48 x 72 in. (1.2 x 1.8 m) with height adjustment of 23 to 30 in. (585 to 750 mm).
- (c) One four-post drafting table with minimum top size of 37 1/2 x 48 in. (950 mm x 1.2 m). The top shall be basswood or equivalent and capable of being tilted through an angle of 50 degrees. An adjustable height drafting stool with upholstered seat and back shall also be provided.
- (d) Two free standing four drawer legal size file cabinet with lock and an underwriters' laboratories insulated file device 350 degrees one hour rating.
- (e) One 6 ft (1.8 m) folding table with six folding chairs.
- (f) One equipment cabinet of minimum inside dimension of 44 in. (1100 mm) high x 24 in. (600 mm) wide x 30 in. (750 mm) deep with lock. The walls shall be of steel with a 3/32 in. (2 mm) minimum thickness with concealed hinges and enclosed lock constructed in such a manner as to prevent entry by force. The cabinet assembly shall be permanently attached to a structural element of the field office in a manner to prevent theft of the entire cabinet.

- (g) One refrigerator with a minimum size of 16 cu ft (0.45 cu m) with a freezer unit.
- (h) Two electric desk type tape printing calculator.
- (i) A minimum of two communication paths. The configuration shall include:
 - (1) Internet Connection. An internet service connection using telephone DSL, cable broadband, or CDMA wireless technology. Additionally, an 802.11g/N wireless router shall be provided, which will allow connection by the Engineer and up to four Department staff.
 - (2) Telephone Lines. Two separate telephone lines, one to be set up for the exclusive use of the State supplied fax machine.
- (j) One plain paper copy machine capable of reproducing prints up to 11 x 17 in. (280 x 432 mm) with an automatic feed tray capable of storing 30 sheets of paper. Letter size and 11 x 17 in. (280 x 432 mm) paper shall be provided.
- (k) One telephone, with touch tone, where available, and a digital telephone answering machine, for exclusive use by the Engineer.
- (l) Cellular phone with a minimum of 500 anytime calling minutes per month for use by the site resident engineer/technician.
- (m) One electric water cooler dispenser.
- (n) One first-aid cabinet fully equipped.
- (o) One post mounted rain gauge, located on the project site for each 5 miles (8 km) of project length.”

Revise the last sentence of the first paragraph of Article 670.07 of the Standard Specifications to read:

“This price shall include all utility costs and shall reflect the salvage value of the building or buildings, equipment, and furniture which become the property of the Contractor after release by the Engineer, except that the Department will pay that portion of the monthly long distance telephone bills that, when combined, exceed \$150.”

HOT-MIX ASPHALT MIXTURE IL-9.5FG (BMPR)

Effective: July 1, 2005

Revised: March 1, 2010

Description. This work shall consist of constructing fine graded hot-mix asphalt (HMA) surface course or leveling binder with an IL-9.5FG mixture. Work shall be according to Sections 406, 407 and 1030 of the Standard Specifications, except as modified herein.

Materials. Revise Article 1003.03(c) of the Standard Specifications to read:

- “(c) Gradation. The fine aggregate gradation for all HMA shall be FA 1, FA 2, FA 20, or FA 21. For mixture IL-9.5FG, the fine aggregate fraction shall consist of at least 67 percent manufactured sand meeting FA 20 gradation. The manufactured sand shall be stone sand, slag sand, steel slag sand, or combinations thereof.”

Mixture Design. Add the following to the table in Article 1030.04(a)(1):

"High ESAL, MIXTURE COMPOSITION (% PASSING) ^{1/}		
Sieve Size	IL-9.5FG	
	min	max
1 1/2 in. (37.5 mm)		
1 in. (25 mm)		
3/4 in. (19 mm)		
1/2 in. (12.5 mm)		100
3/8 in. (9.5 mm)	90	100
#4 (4.75 mm)	60 ^{4/}	75 ^{4/}
#8 (2.36 mm)	45 ^{4/}	60 ^{4/}
#16 (1.18 mm)	25	40
#30 (600 μm)	15	30
#50 (300 μm)	8	15
#100 (150 μm)	6	10
#200 (75 μm)	4	6.5
Ratio Dust/Asphalt Binder		1.0

4/ When used as level binder placed equal to or less than 1 inch thick, the min and max percent passing shall each be increased 5%.

Revise the table in Article 1030.04(b)(1) of the Standard Specifications to read:

"VOLUMETRIC REQUIREMENTS High ESAL					
N _{design}	Voids in the Mineral Aggregate (VMA), % minimum				Voids Filled with Asphalt Binder (VFA), %
	IL-25.0	IL-19.0	IL-12.5	IL-9.5	
50	12.0	13.0	14.0	15 ^{1/}	65 - 78
70					65 - 75 ^{2/}
90					
105					

1/ The VMA for IL-9.5FG shall be a minimum of 15.0 percent.

2/ The VFA range for IL-9.5FG shall be 65 - 78 percent."

Quality Control/Quality Assurance (QC/QA). Revise the second table in Article 1030.05(d)(4) to read:

"DENSITY CONTROL LIMITS			
Mixture Composition		Parameter	Individual Test
IL-9.5FG	Lifts < 1.25 in. (32 mm)	N _{design} 50 - 105	91.0 – 97.0% ^{2/}
	Lifts ≥ 1.25 in. (32 mm)	N _{design} 50 - 105	93.0 – 97.0%
IL-9.5, IL-12.5		N _{design} ≥ 90	92.0 – 96.0 %
IL-9.5, IL-9.5L, IL-12.5		N _{design} < 90	92.5 – 97.4 %
IL-19.0, IL-25.0		N _{design} ≥ 90	93.0 – 96.0 %
IL-19.0, IL-19.0L, IL-25.0		N _{design} < 90	93.0 – 97.4 %
All Other		N _{design} = 30	93.0 ^{1/} - 97.4 %

- 1/ 92.0 % when placed as first lift on an unimproved subgrade.
- 2/ Based on core density test results.”

CONSTRUCTION REQUIREMENTS

Leveling Binder. Revise the table and second paragraph of Article 406.05(c) of the Standard Specifications to read:

"Leveling Binder	
Nominal, Compacted, Leveling Binder Thickness, in. (mm)	Mixture Composition
≤ 1 1/4 (32)	IL-9.5, IL-9.5 FG, or IL-9.5L
> 1 1/4 to 2 (32 to 50)	IL-9.5, IL-9.5FG, IL-9.5L, or IL-12.5

The density requirements of Article 1030.05(d)(4) shall apply for leveling binder, machine method, when the nominal, compacted thickness is: 3/4 in. (19 mm) or greater for IL-9.5FG mixtures, 1 1/4 in. (32 mm) or greater for IL-9.5 and IL-9.5L mixtures, and 1 1/2 in. (38 mm) or greater for IL-12.5 mixtures.”

Compaction. Add the following footnote 4/ for “V_D” in the “Breakdown Roller” column of Table 1 in Article 406.07 of the Standard Specifications:

“4/ Vibratory rolling will not be permitted for IL-9.5FG leveling binder.”

Delete footnote 3/ from Table 1 of Article 406.07 of the Standard Specifications.

Basis of Payment. Add the following two paragraphs after the third paragraph of Article 406.14 of the Standard Specifications:

”Mixture IL-9.5FG will be paid for at the contract unit price per ton (metric ton) for LEVELING BINDER (HAND METHOD), IL-9.5FG, of the Ndesign specified; LEVELING BINDER (MACHINE METHOD), IL-9.5FG, of the Ndesign specified; or HOT-MIX ASPHALT SURFACE COURSE, IL-9.5FG, of the Ndesign specified.

Mixture IL-9.5FG in which polymer modified asphalt binders are required will be paid for at the contract unit price per ton (metric ton) for POLYMERIZED LEVELING BINDER (HAND METHOD), IL-9.5FG, of the Ndesign specified; POLYMERIZED LEVELING BINDER (MACHINE METHOD), IL-9.5FG, of the Ndesign specified; or POLYMERIZED HOT-MIX ASPHALT SURFACE COURSE, IL-9.5FG, of the Ndesign specified.”

TRAFFIC CONTROL SURVEILLANCE

Effective: January 1, 2011

Revise the first sentence of the first paragraph of Article 701.10 of the Standard Specifications to read:

“When open holes, broken pavement, trenches over 3 in. (75 mm) deep and 4 in. (100 mm) wide or other hazards are present within 8 ft (2.4 m) of the edge of an open lane, the Contractor shall furnish traffic control surveillance at all times, whether or not the Contractor is engaged in construction operations.”

MATERIAL TRANSFER DEVICE (BDE)

Effective: June 15, 1999

Revised: January 1, 2009

Description. This work shall consist of placing HMA surface course mixtures according to Section 406 of the Standard Specifications, except that these materials shall be placed using a material transfer device.

Materials and Equipment. The material transfer device shall have a minimum surge capacity of 15 tons (13.5 metric tons), shall be self-propelled and capable of moving independent of the paver, and shall be equipped with the following:

- (a) Front-Dump Hopper and Conveyor. The conveyor shall provide a positive restraint along the sides of the conveyor to prevent material spillage. Material Transfer devices having paver style hoppers shall have a horizontal bar restraint placed across the foldable wings which prevents the wings from being folded.
- (b) Paver Hopper Insert. The paver hopper insert shall have a minimum capacity of 14 tons (12.7 metric tons).
- (c) Mixer/Agitator Mechanism. This re-mixing mechanism shall consist of a segmented, anti-segregation, re-mixing auger or two full-length longitudinal paddle mixers designed for the purpose of re-mixing the hot-mix asphalt (HMA). The longitudinal paddle mixers shall be located in the paver hopper insert.

CONSTRUCTION REQUIREMENTS

General. The material transfer device shall be used for the placement of HMA surface course mixtures placed with a paver excluding shoulders. The material transfer device speed shall be adjusted to the speed of the paver to maintain a continuous, non-stop paving operation.

Use of a material transfer device with a roadway contact pressure exceeding 20 psi (138 kPa) will be limited to partially completed segments of full-depth HMA pavement where the thickness of binder in place is 10 in. (250 mm) or greater.

Structures. The material transfer device may be allowed to travel over structures under the following conditions:

- (a) Approval will be given by the Engineer.
- (b) The vehicle shall be emptied of HMA material prior to crossing the structure and shall travel at crawl speed across the structure.
- (c) The tires of the vehicle shall travel on or in close proximity and parallel to the beam and/or girder lines of the structure.

Method of Measurement. This work will be measured for payment in tons (metric tons) for HMA surface course materials placed with a material transfer device.

Basis of Payment. This work will be paid for at the contract unit price per ton (metric ton) for MATERIAL TRANSFER DEVICE.

The various HMA mixtures placed with the material transfer device will be paid for as specified in their respective specifications. The Contractor may choose to use the material transfer device for other applications on this project; however, no additional compensation will be allowed.

AGGREGATE SHOULDERS (SPECIAL)

This work shall consist of excavating, furnishing, placing, shaping, and compacting aggregate for erosion repair in the existing shoulder in accordance with Section 481 of the Standard Specifications.

This work shall be paid for at the contract unit price per Ton for AGGREGATE SHOULDERS (SPECIAL).

GRATED CULVERT EXTENSION NO.1

This work shall be done in accordance with Section 540 of the Standard Specifications.

This work shall consist of excavating and constructing a concrete drop box/extension in accordance with Section 540 of the Standard Specifications and as shown in the plans.

This work shall be paid for at the contract unit price for GRATED CULVERT EXTENSION NO.1.

PIPE CULVERTS, CLASS D, TYPE 1 15"

This work shall consist of constructing culverts at the locations shown in the plans. This work shall be performed in accordance with Section 542 of the Standard Specifications and as noted herein.

The work shall include any removal of the existing culverts at these locations.

The work shall be paid for at the contract unit price per Linear Foot for PIPE CULVERTS, CLASS D, TYPE 1 15".

REMOVAL OF EXISTING STRUCTURES

This work shall be done in accordance with Section 501 of the Standard Specifications.

This work shall consist of complete removal of the concrete spillway at Station 233+23 Rt.

This work shall be paid for at the contract unit price per Each for REMOVAL OF EXISTING STRUCTURES.

STEEL PLATE BEAM GUARDRAIL (SHORT RADIUS)

This work shall be done in accordance with Section 630 of the Standard Specifications.

This work shall consist of furnishing and erecting steel plate beam guardrail (short radius) with a radius of 23 feet at the location specified in the plans.

This work shall be paid for at the contract unit price per Foot of STEEL PLATE BEAM GUARDRAIL (SHORT RADIUS).

VALVE BOXES TO BE REPLACED

This work shall be done in accordance with Section 602 of the Standard Specifications and as noted herein.

This work shall consist of removing the existing valve box and replacing it according to the details shown in the plans.

This work shall be paid for at the contract unit price per Each for VALVE BOXES TO BE REPLACED.

ALKALI-SILICA REACTION FOR PRECAST AND PRECAST PRESTRESSED CONCRETE (BDE)

Effective: January 1, 2009

Description. This special provision is intended to reduce the risk of a deleterious alkali-silica reaction in precast and precast prestressed concrete exposed to humid or wet conditions. The special provision is not intended or adequate for concrete exposed to potassium acetate, potassium formate, sodium acetate or sodium formate. The special provision shall not apply to the dry environment (humidity less than 60 percent) found inside buildings for residential or commercial occupancy. The special provision shall also not apply to cast-in-place concrete.

Aggregate Expansion Values. Each coarse and fine aggregate will be tested by the Department for alkali reaction according to ASTM C 1260. The test will be performed with Type I or II cement having a total equivalent alkali content ($\text{Na}_2\text{O} + 0.658\text{K}_2\text{O}$) of 0.90 percent or greater. The Engineer will determine the assigned expansion value for each aggregate, and these values will be made available on the Department's Alkali-Silica Potential Reactivity Rating List. The Engineer may differentiate aggregate based on ledge, production method, gradation number, or other factors. An expansion value of 0.05 percent will be assigned to limestone or dolomite coarse aggregates and 0.03 percent to limestone or dolomite fine aggregates (manufactured stone sand); however the Department reserves the right to perform the ASTM C 1260 test.

Aggregate Groups. Each combination of aggregates used in a mixture will be assigned to an aggregate group. The point at which the coarse aggregate and fine aggregate expansion values intersect in the following table will determine the group.

AGGREGATE GROUPS			
Coarse Aggregate or Coarse Aggregate Blend ASTM C 1260 Expansion	Fine Aggregate or Fine Aggregate Blend ASTM C 1260 Expansion		
	≤ 0.16%	> 0.16% - 0.27%	> 0.27%
≤ 0.16%	Group I	Group II	Group III
> 0.16% - 0.27%	Group II	Group II	Group III
> 0.27%	Group III	Group III	Group IV

Mixture Options. Based upon the aggregate group, the following mixture options shall be used; however, the Department may prohibit a mixture option if field performance shows a deleterious alkali-silica reaction or Department testing indicates the mixture may experience a deleterious alkali-silica reaction.

- Group I - Mixture options are not applicable. Use any cement or finely divided mineral.
Group II - Mixture options 1, 2, 3, 4, or 5 shall be used.
Group III - Mixture options 1, 2 and 3 combined, 4, or 5 shall be used.
Group IV - Mixture options 1, 2 and 4 combined, or 5 shall be used.

- a) Mixture Option 1. The coarse or fine aggregates shall be blended to place the material in a group that will allow the selected cement or finely divided mineral to be used.

When a coarse or fine aggregate is blended, the weighted expansion value shall be calculated separately for the coarse and fine aggregate as follows:

$$\text{Weighted Expansion Value} = (a/100 \times A) + (b/100 \times B) + (c/100 \times C) + \dots$$

Where: a, b, c... = percentage of aggregate in the blend;
A, B, C...= expansion value for that aggregate.

- b) Mixture Option 2. A finely divided mineral shall be used as described in 1), 2), 3), or 4) that follow. The replacement ratio is defined as “finely divided mineral:portland cement”.
- 1) Class F Fly Ash. For Class PC concrete, precast products, and PS concrete, Class F fly ash shall replace 15 percent of the portland cement at a minimum replacement ratio of 1.5:1.
 - 2) Class C Fly Ash. For Class PC Concrete, precast products, and Class PS concrete, Class C fly ash with 18 percent to less than 26.5 percent calcium oxide content, and less than 2.0 percent loss on ignition, shall replace 20 percent of the portland cement at a minimum replacement ratio of 1:1; or at a minimum replacement ratio of 1.25:1 if the loss on ignition is 2.0 percent or greater. Class C fly ash with less than 18 percent calcium oxide content shall replace 20 percent of the portland cement at a minimum replacement ratio of 1.25:1.
 - 3) Ground Granulated Blast-Furnace Slag. For Class PC concrete, precast products, and Class PS concrete, ground granulated blast-furnace slag shall replace 25 percent of the portland cement at a minimum replacement ratio of 1:1.
 - 4) Microsilica or High Reactivity Metakaolin. Microsilica solids or high reactivity metakaolin shall be added to the mixture at a minimum 25 lb/cu yd (15 kg/cu m) or 27 lb/cu yd (16 kg/cu m) respectively.
- c) Mixture Option 3. The cement used shall have a maximum total equivalent alkali content ($\text{Na}_2\text{O} + 0.658\text{K}_2\text{O}$) of 0.60 percent. When aggregate in Group II is involved, any finely divided mineral may be used with a portland cement.
- d) Mixture Option 4. The cement used shall have a maximum total equivalent alkali content ($\text{Na}_2\text{O} + 0.658\text{K}_2\text{O}$) of 0.45 percent. When aggregate in Group II or III is involved, any finely divided mineral may be used with a portland cement.
- e) Mixture Option 5. The proposed cement or finely divided mineral may be used if the ASTM C 1567 expansion value is ≤ 0.16 percent when performed on the aggregate in the concrete mixture with the highest ASTM C 1260 test result.

The ASTM C 1567 test will be valid for two years, unless the Engineer determines the materials have changed significantly. The 0.20 percent autoclave expansion limit in ASTM C 1567 shall not apply.

If during the two year time period the Contractor needs to replace the cement, and the replacement cement has an equal or lower total equivalent alkali content ($\text{Na}_2\text{O} + 0.658\text{K}_2\text{O}$), a new ASTM C 1567 test will not be required.

Testing. If an individual aggregate has an ASTM C 1260 expansion value > 0.16 percent, an ASTM C 1293 test may be performed by the Contractor to evaluate the Department's ASTM C 1260 test result. The ASTM C 1293 test shall be performed with Type I or II cement having a total equivalent alkali content ($\text{Na}_2\text{O} + 0.658\text{K}_2\text{O}$) of 0.80 percent or greater. The interior vertical wall of the ASTM C 1293 recommended container (pail) shall be half covered with a wick of absorbent material consisting of blotting paper. If the testing laboratory desires to use an alternate container or wick of absorbent material, ASTM C 1293 test results with an alkali-reactive aggregate of known expansion characteristics shall be provided to the Engineer for review and approval. If the expansion is less than 0.040 percent after one year, the aggregate will be assigned an ASTM C 1260 expansion value of 0.08 percent that will be valid for two years, unless the Engineer determines the aggregate has changed significantly.

The Engineer reserves the right to verify a Contractor's ASTM C 1293 or 1567 test result. The Engineer will not accept the result if the precision and bias for the test methods are not met.

The laboratory performing the ASTM C 1567 test shall either be accredited by the AASHTO Materials Reference Laboratory (AMRL) for ASTM C 227 under Portland Cement or Aggregate; or shall be inspected for Hydraulic Cement - Physical Tests by the Cement and Concrete Reference Laboratory (CCRL) and shall be approved by the Department. The laboratory performing the ASTM C 1293 test shall be inspected for Portland Cement Concrete by CCRL and shall be approved by the Department.

APPROVAL OF PROPOSED BORROW AREAS, USE AREAS, AND/OR WASTE AREAS (BDE)

Effective: November 1, 2008

Revised: November 1, 2010

Replace the first paragraph of Article 107.22 of the Standard Specifications with the following:

"All proposed borrow areas, including commercial borrow areas; use areas, including, but not limited to temporary access roads, detours, runarounds, plant sites, and staging and storage areas; and/or waste areas are to be designated by the Contractor to the Engineer and approved prior to their use. Such areas outside the State of Illinois shall be evaluated, at no additional cost to the Department, according to the requirements of the state in which the area lies; and approval by the authority within that state having jurisdiction for such areas shall be forwarded to the Engineer. Such areas within Illinois shall be evaluated as described herein.

A location map delineating the proposed borrow area, use area, and/or waste area shall be submitted to the Engineer for approval along with an agreement from the property owner granting the Department permission to enter the property and conduct cultural and biological resource reconnaissance surveys of the site for archaeological resources, threatened or endangered species or their designated essential habitat, wetlands, prairies, and savannahs.

The type of location map submitted shall be a topographic map, a plat map, or a 7.5 minute quadrangle map. Submittals shall include the intended use of the site and provide sufficient detail for the Engineer to determine the extent of impacts to the site. The Engineer will initiate cultural and biological resource reconnaissance surveys of the site, as necessary, at no cost to the Contractor. The Engineer will advise the Contractor of the expected time required to complete all surveys. If the proposed area is within 150 ft (45 m) of the highway right-of-way, a topographic map of the proposed site will be required as specified in Article 204.02.”

CEMENT (BDE)

Effective: January 1, 2007

Revised: April 1, 2011

Revise Section 1001 of the Standard Specifications to read:

“SECTION 1001. CEMENT

1001.01 Cement Types. Cement shall be according to the following.

- (a) Portland Cement. Acceptance of portland cement shall be according to the current Bureau of Materials and Physical Research’s Policy Memorandum, “Portland or Blended Cement Acceptance Procedure for Qualified and Non-Qualified Plants”.

Portland cement shall be according to AASHTO M 85, and shall meet the standard physical and chemical requirements. The Contractor has the option to use any type of portland cement listed in AASHTO M 85 unless a specific cement is specified for a construction item. Inorganic processing additions shall be limited to granulated blast-furnace slag according to the chemical requirements of AASHTO M 302, Class C or F fly ash according to the chemical requirements of AASHTO M 295, and cement kiln dust.

- (b) Portland-Pozzolan Cement. Acceptance of portland-pozzolan cement shall be according to the current Bureau of Materials and Physical Research’s Policy Memorandum, “Portland or Blended Cement Acceptance Procedure for Qualified and Non-Qualified Plants”.

Portland-pozzolan cement shall be according to AASHTO M 240 and shall meet the standard physical and chemical requirements. The Contractor has the option to use portland-pozzolan cement unless a specific cement is specified for a construction item. Inorganic processing additions shall be limited to granulated blast-furnace slag according to the chemical requirements of AASHTO M 302, Class C or F fly ash according to the chemical requirements of AASHTO M 295, and cement kiln dust. The pozzolan constituent for Type IP using Class F fly ash shall be a maximum of 25 percent of the weight (mass) of the portland-pozzolan cement. The pozzolan constituent for Type IP using Class C fly ash shall be a maximum of 30 percent of the weight (mass) of the portland-pozzolan cement. The pozzolan constituent for Type IP using microsilica or high-reactivity metakaolin shall be a maximum of ten percent. The pozzolan constituent for Type IP using other materials shall have the approval of the Engineer.

Portland-pozzolan cement may be used in concrete mixtures when the air temperature is below 40 °F (4 °C), but the Engineer may request a trial batch of the concrete mixture to show the mix design strength requirement will be met.

- (c) Portland Blast-Furnace Slag Cement. Acceptance of portland blast-furnace slag cement shall be according to the current Bureau of Materials and Physical Research's Policy Memorandum, "Portland or Blended Cement Acceptance Procedure for Qualified and Non-Qualified Plants".

Portland blast-furnace slag cement shall be according to AASHTO M 240 and shall meet the standard physical and chemical requirements. The Contractor has the option to use portland blast-furnace slag cement unless a specific cement is specified for a construction item. Inorganic processing additions shall be limited to granulated blast-furnace slag according to the chemical requirements of AASHTO M 302, Class C or F fly ash according to the chemical requirements of AASHTO M 295, and cement kiln dust. The blast-furnace slag constituent for Type IS shall be a maximum of 35 percent of the weight (mass) of the portland blast-furnace slag cement.

Portland blast-furnace slag cement may be used in concrete mixtures when the air temperature is below 40 °F (4 °C), but the Engineer may request a trial batch of the concrete mixture to show the mix design strength requirement will be met.

- (d) Rapid Hardening Cement. Rapid hardening cement shall be used according to Article 1020.04 or when approved by the Engineer. The cement shall be on the Department's current "Approved List of Packaged, Dry, Rapid Hardening Cementitious Materials for Concrete Repairs", and shall be according to the following.

- (1) The cement shall have a maximum final set of 25 minutes, according to Illinois Modified AASHTO T 131.
- (2) The cement shall have a minimum compressive strength of 2000 psi (13,800 kPa) at 3.0 hours, 3200 psi (22,100 kPa) at 6.0 hours, and 4000 psi (27,600 kPa) at 24.0 hours, according to Illinois Modified AASHTO T 106.
- (3) The cement shall have a maximum drying shrinkage of 0.050 percent at seven days, according to Illinois Modified ASTM C 596.
- (4) The cement shall have a maximum expansion of 0.020 percent at 14 days, according to Illinois Modified ASTM C 1038.
- (5) The cement shall have a minimum 80 percent relative dynamic modulus of elasticity; and shall not have a weight (mass) gain in excess of 0.15 percent or a weight (mass) loss in excess of 1.0 percent, after 100 cycles, according to Illinois Modified AASHTO T 161, Procedure B.

- (e) Calcium Aluminate Cement. Calcium aluminate cement shall be used according to Article 1020.04 or when approved by the Engineer. The cement shall meet the standard physical requirements for Type I cement according to AASHTO M 85, except the time of setting shall not apply. The chemical requirements shall be determined according to AASHTO T 105 and shall be as follows: minimum 38 percent aluminum oxide (Al_2O_3), maximum 42 percent calcium oxide (CaO), maximum 1 percent magnesium oxide (MgO), maximum 0.4 percent sulfur trioxide (SO_3), maximum 1 percent loss on ignition, and maximum 3.5 percent insoluble residue.

1001.02 Uniformity of Color. Cement contained in single loads or in shipments of several loads to the same project shall not have visible differences in color.

1001.03 Mixing Brands and Types. Different brands or different types of cement from the same manufacturing plant, or the same brand or type from different plants shall not be mixed or used alternately in the same item of construction unless approved by the Engineer.

1001.04 Storage. Cement shall be stored and protected against damage, such as dampness which may cause partial set or hardened lumps. Different brands or different types of cement from the same manufacturing plant, or the same brand or type from different plants shall be kept separate.”

CONCRETE ADMIXTURES (BDE)

Effective: January 1, 2003

Revised: April 1, 2009

Replace the first paragraph of Article 1020.05(b) of the Standard Specifications to read:

“(b) Admixtures. The use of admixtures to increase the workability or to accelerate the hardening of the concrete will be permitted when approved by the Engineer. Admixture dosages shall result in the mixture meeting the specified plastic and hardened properties. The Department will maintain an Approved List of Corrosion Inhibitors. Corrosion inhibitor dosage rates shall be according to Article 1020.05(b)(12). The Department will also maintain an Approved List of Concrete Admixtures, and an admixture technical representative shall be consulted when determining an admixture dosage from this list. The dosage shall be within the range indicated on the approved list unless the influence by other admixtures, jobsite conditions (such as a very short haul time), or other circumstances warrant a dosage outside the range. The Engineer shall be notified when a dosage is proposed outside the range. To determine an admixture dosage, air temperature, concrete temperature, cement source and quantity, finely divided mineral sources(s) and quantity, influence of other admixtures, haul time, placement conditions, and other factors as appropriate shall be considered. The Engineer may request the Contractor to have a batch of concrete mixed in the lab or field to verify the admixture dosage is correct. An admixture dosage or combination of admixture dosages shall not delay the initial set of concrete by more than one hour. When a retarding admixture is required or appropriate for a bridge deck or bridge deck overlay pour, the initial set time shall be delayed until the deflections due to the concrete dead load are no longer a concern for inducing cracks in the completed work. However, a retarding admixture shall not be used to further extend the pour time and justify the alteration of a bridge deck pour sequence.

When determining water in admixtures for water/cement ratio, the Contractor shall calculate 70 percent of the admixture dosage as water, except a value of 50 percent shall be used for a latex admixture used in bridge deck latex concrete overlays.”

Revise Section 1021 of the Standard Specifications to read:

“SECTION 1021. CONCRETE ADMIXTURES

1021.01 General. Admixtures shall be furnished in liquid form ready for use. The admixtures shall be delivered in the manufacturer's original containers, bulk tank trucks or such containers or tanks as are acceptable to the Engineer. Delivery shall be accompanied by a ticket which clearly identifies the manufacturer and trade name of the material. Containers shall be readily identifiable as to manufacturer and trade name of the material they contain.

Corrosion inhibitors will be maintained on the Department's Approved List of Corrosion Inhibitors. All other concrete admixture products will be maintained on the Department's Approved List of Concrete Admixtures. For the admixture submittal, a report prepared by an independent laboratory accredited by the AASHTO Materials Reference Laboratory (AMRL) for Portland Cement Concrete shall be provided. The report shall show the results of physical tests conducted no more than five years prior to the time of submittal, according to applicable specifications. However, for corrosion inhibitors the ASTM G 109 test information specified in ASTM C 1582 is not required to be from an independent lab. All other information in ASTM C 1582 shall be from an independent lab.

Tests shall be conducted using materials and methods specified on a "test" concrete and a "reference" concrete, together with a certification that no changes have been made in the formulation of the material since the performance of the tests. Per the manufacturer's option, the cement content for all required tests shall either be according to applicable specifications or 5.65 cwt/cu yd (335 kg/cu m). Compressive strength test results for six months and one year will not be required.

Prior to the approval of an admixture, the Engineer reserves the right to request a sample for testing. The test and reference concrete mixtures tested by the Engineer will contain a cement content of 5.65 cwt/cu yd (335 kg/cu m). For freeze-thaw testing, the Department will perform the test according to AASHTO T 161, Procedure B. The flexural strength test will be performed according to AASHTO T 177. If the Engineer decides to test the admixture, the manufacturer shall submit AASHTO T 197 water content and set time test results on the standard cement used by the Department. The test and reference concrete mixture shall contain a cement content of 5.65 cwt/cu yd (335 kg/cu m). The manufacturer may select their lab or an independent lab to perform this testing. The laboratory is not required to be accredited by AASHTO.

The manufacturer shall include in the submittal the following admixture information: the manufacturing range for specific gravity, the midpoint and manufacturing range for residue by oven drying, and the manufacturing range for pH. The submittal shall also include an infrared spectrophotometer trace no more than five years old.

For air-entraining admixtures according to Article 1021.02, the specific gravity allowable manufacturing range shall be established by the manufacturer and the test method shall be according to ASTM C 494. For residue by oven drying and pH, the allowable manufacturing range and test methods shall be according to ASTM C 260.

For admixtures according to Articles 1021.03, 1021.04, 1021.05, 1021.06, and 1021.07, the pH allowable manufacturing range shall be established by the manufacturer and the test method shall be according to ASTM E 70. For specific gravity and residue by oven drying, the allowable manufacturing range and test methods shall be according to ASTM C 494.

When test results are more than seven years old, the manufacturer shall re-submit the infrared spectrophotometer trace and the report prepared by an independent laboratory accredited by AASHTO.

All admixtures, except chloride-based accelerators, shall contain a maximum of 0.3 percent chloride by weight (mass).

Random field samples may be taken by the Department to verify an admixture meets specification. A split sample will be provided to the manufacturer if requested. Admixtures that do not meet specification requirements or an allowable manufacturing range established by the manufacturer shall be replaced with new material.

1021.02 Air-Entraining Admixtures. Air-entraining admixtures shall be according to AASHTO M 154.

1021.03 Retarding and Water-Reducing Admixtures. The admixture shall be according to the following.

- (a) The retarding admixture shall be according to AASHTO M 194, Type B (retarding) or Type D (water-reducing and retarding).
- (b) The water-reducing admixture shall be according to AASHTO M 194, Type A.
- (c) The high range water-reducing admixture shall be according to AASHTO M 194, Type F (high range water-reducing) or Type G (high range water-reducing and retarding).

1021.04 Accelerating Admixtures. The admixture shall be according to AASHTO M 194, Type C (accelerating) or Type E (water reducing and accelerating).

1021.05 Self-Consolidating Admixtures. The self-consolidating admixture system shall consist of either a high range water-reducing admixture only or a high range water-reducing admixture combined with a separate viscosity modifying admixture. The one or two component admixture system shall be capable of producing a concrete mixture that can flow around reinforcement and consolidate under its own weight without additional effort and without segregation.

The high range water-reducing admixture shall be according to AASHTO M 194, Type F.

The viscosity modifying admixture shall be according to ASTM C 494, Type S (specific performance).

1021.06 Rheology-Controlling Admixture. The rheology-controlling admixture shall be capable of producing a concrete mixture with a lower yield stress that will consolidate easier for slipform applications used by the Contractor. The rheology-controlling admixture shall be according to ASTM C 494, Type S (specific performance).

1021.07 Corrosion Inhibitor. The corrosion inhibitor shall be according to one of the following.

- (a) Calcium Nitrite. The corrosion inhibitor shall contain a minimum 30 percent calcium nitrite by weight (mass) of solution, and shall comply with the requirements of AASHTO M 194, Type C (accelerating).
- (b) Other Materials. The corrosion inhibitor shall be according to ASTM C 1582."

CONSTRUCTION AIR QUALITY - DIESEL VEHICLE EMISSIONS CONTROL (BDE)

Effective: April 1, 2009

Revised: July 1, 2009

Diesel Vehicle Emissions Control. The reduction of construction air emissions shall be accomplished by using cleaner burning diesel fuel.

The term "equipment" refers to any and all diesel fuel powered devices rated at 50 hp and above, to be used on the project site in excess of seven calendar days over the course of the construction period on the project site (including any "rental" equipment).

All equipment on the jobsite, with engine ratings of 50 hp and above, shall be required to: use Ultra Low Sulfur Diesel fuel (ULSD) exclusively (15 ppm sulfur content or less).

Diesel powered equipment in non-compliance will not be allowed to be used on the project site, and is also subject to a notice of non-compliance as outlined below.

The Contractor shall submit copies of monthly summary reports and include certified copies of the ULSD diesel fuel delivery slips for diesel fuel delivered to the jobsite for the reporting time period, noting the quantity of diesel fuel used.

If any diesel powered equipment is found to be in non-compliance with any portion of this specification, the Engineer will issue the Contractor a notice of non-compliance and identify an appropriate period of time, as outlined below under environmental deficiency deduction, in which to bring the equipment into compliance or remove it from the project site.

Any costs associated with bringing any diesel powered equipment into compliance with these diesel vehicle emissions controls shall be considered as included in the contract unit prices bid for the various items of work involved and no additional compensation will be allowed. The Contractor's compliance with this notice and any associated regulations shall also not be grounds for a claim.

Environmental Deficiency Deduction. When the Engineer is notified, or determines that an environmental control deficiency exists, he/she will notify the Contractor in writing, and direct the Contractor to correct the deficiency within a specified time period. The specified time-period, which begins upon Contractor notification, will be from 1/2 hour to 24 hours long, based on the urgency of the situation and the nature of the deficiency. The Engineer shall be the sole judge regarding the time period.

The deficiency will be based on lack of repair, maintenance and diesel vehicle emissions control.

If the Contractor fails to correct the deficiency within the specified time frame, a daily monetary deduction will be imposed for each calendar day or fraction thereof the deficiency continues to exist. The calendar day(s) will begin when the time period for correction is exceeded and end with the Engineer's written acceptance of the correction. The daily monetary deduction will be \$1,000.00 for each deficiency identified.

If a Contractor or subcontractor accumulates three environmental deficiency deductions in a contract period, the Contractor will be shutdown until the deficiency is corrected. Such a shutdown will not be grounds for any extension of contract time, waiver of penalties, or be grounds for any claim.

CONSTRUCTION AIR QUALITY - IDLING RESTRICTIONS (BDE)

Effective: April 1, 2009

Idling Restrictions. The Contractor shall establish truck-staging areas for all diesel powered vehicles that are waiting to load or unload material at the jobsite.

Staging areas shall be located where the diesel emissions from the equipment will have a minimum impact on adjacent sensitive receptors. The Department will review the selection of staging areas, whether within or outside the existing highway right-of-way, to avoid locations near sensitive areas or populations to the extent possible. Sensitive receptors include, but are not limited to, hospitals, schools, residences, motels, hotels, daycare facilities, elderly housing and convalescent facilities. Diesel powered engines shall also be located as far away as possible from fresh air intakes, air conditioners, and windows. The Engineer will approve staging areas before implementation.

Diesel powered vehicle operators may not cause or allow the motor vehicle, when it is not in motion, to idle for more than a total of 10 minutes within any 60 minute period, except under any of the following circumstances:

- 1) The motor vehicle has a gross vehicle weight rating of less than 8000 lb (3630 kg).
- 2) The motor vehicle idles while forced to remain motionless because of on-highway traffic, an official traffic control device or signal, or at the direction of a law enforcement official.
- 3) The motor vehicle idles when operating defrosters, heaters, air conditioners, or other equipment solely to prevent a safety or health emergency.
- 4) A police, fire, ambulance, public safety, other emergency or law enforcement motor vehicle, or any motor vehicle used in an emergency capacity, idles while in an emergency or training mode and not for the convenience of the vehicle operator.
- 5) The primary propulsion engine idles for maintenance, servicing, repairing, or diagnostic purposes if idling is necessary for such activity.
- 6) A motor vehicle idles as part of a government inspection to verify that all equipment is in good working order, provided idling is required as part of the inspection.
- 7) When idling of the motor vehicle is required to operate auxiliary equipment to accomplish the intended use of the vehicle (such as loading, unloading, mixing, or processing cargo; controlling cargo temperature; construction operations, lumbering operations; oil or gas well servicing; or farming operations), provided that this exemption does not apply when the vehicle is idling solely for cabin comfort or to operate non-essential equipment such as air conditioning, heating, microwave ovens, or televisions.
- 8) When the motor vehicle idles due to mechanical difficulties over which the operator has no control.
- 9) The outdoor temperature is less than 32 °F (0 °C) or greater than 80 °F (26 °C).

When the outdoor temperature is greater than or equal to 32 °F (0 °C) or less than or equal to 80 °F (26 °C), a person who operates a motor vehicle operating on diesel fuel shall not cause or allow the motor vehicle to idle for a period greater than 30 minutes in any 60 minute period while waiting to weigh, load, or unload cargo or freight, unless the vehicle is in a line of vehicles that regularly and periodically moves forward.

The above requirements do not prohibit the operation of an auxiliary power unit or generator set as an alternative to idling the main engine of a motor vehicle operating on diesel fuel.

Environmental Deficiency Deduction. When the Engineer is notified, or determines that an environmental control deficiency exists based on non-compliance with the idling restrictions, he/she will notify the Contractor, and direct the Contractor to correct the deficiency.

If the Contractor fails to correct the deficiency a monetary deduction will be imposed. The monetary deduction will be \$1,000.00 for each deficiency identified.

DETERMINATION OF THICKNESS (BDE)

Effective: April 1, 2009

Revise Articles 353.12 and 353.13 of the Standard Specifications to Articles 353.13 and 353.14 respectively.

Add the following Article to the Standard Specifications:

“353.12 Tolerance in Thickness. The thickness of base course pay items that individually contain at least 1000 sq yd (840 sq m) of contiguous area, except for temporary construction, bike paths, and individual locations less than 500 ft (150 m) long, will be evaluated. Temporary construction is defined as those areas constructed and removed under the same contract. If the base course cannot be cored for thickness prior to placement of the cover layer(s), the Engineer will determine the thickness of the cover layer(s), and subtract them from the measured core thickness to determine the base course thickness.

The procedure described in Article 407.10(b) will be followed, except the option of correcting deficient pavement with additional lift(s) shall not apply.”

Revise Article 354.09 of the Standard Specifications to read:

“354.09 Tolerance in Thickness. The thickness of base course widening pay items that individually contain at least 1000 sq yd (840 sq m) of contiguous area, except for temporary construction; bike paths and individual locations less than 3 ft (1 m) wide or 1000 ft (300 m) long, will be evaluated. Temporary construction is defined as those areas constructed and removed under the same contract. If the base course widening cannot be cored for thickness prior to placement of the cover layer(s), the Engineer will determine the thickness of the cover layer(s), and subtract them from the measured core thickness to determine the base course widening thickness.

The procedure described in Article 407.10(b) will be followed, except:

- (a) The width of a unit shall be the width of the widening along one edge of the pavement.
- (b) The length of the unit shall be 1000 ft (300 m).
- (c) The option of correcting deficient pavement with additional lift(s) shall not apply.”

Revise Article 355.09 of the Standard Specifications to read:

“355.09 Tolerance in Thickness. The thickness of HMA base course pay items that individually contain at least 1000 sq yd (840 sq m) of contiguous area, except for temporary construction; bike paths and individual locations less than 500 ft (150 m) long, will be evaluated according to Article 407.10(b). Temporary construction is defined as those areas constructed and removed under the same contract. If the base course cannot be cored for thickness prior to placement of the cover layer(s), the Engineer will determine the thickness of the cover layer(s), and subtract them from the measured core thickness to determine the base course thickness.”

Revise Article 356.07 of the Standard Specifications to read:

“356.07 Tolerance in Thickness. The thickness of HMA base course widening pay items that individually contain at least 1000 sq yd (840 sq m) of contiguous area, except for temporary construction; bike paths and individual locations less than 3 ft (1 m) wide or 1000 ft (300 m) long, will be evaluated according to Article 407.10(b) except, the width of a unit shall be the width of the widening along one edge of the pavement and the length of a unit shall be 1000 ft (300 m). Temporary locations are defined as those constructed and removed under the same contract. If the base course widening cannot be cored for thickness prior to placement of the cover layer(s), the Engineer will determine the thickness of the cover layer(s) and subtract them from the measured core thickness to determine the base course widening thickness.”

Revise Article 407.10 of the Standard Specifications to read:

“407.10 Tolerance in Thickness. Determination of pavement thickness shall be performed after the pavement surface tests and corrective action have been completed according to Article 407.09. Pay adjustments made for pavement thickness will be in addition to and independent of those made for pavement smoothness. Pavement pay items that individually contain at least 1000 sq yd (840 sq m) of contiguous pavement shall be evaluated with the following exclusions: temporary pavements; variable width pavements; radius returns; short lengths of contiguous pavements less than 500 ft (125 m) in length; and constant width portions of turn lanes less than 500 ft (125 m) in length. Temporary pavements are defined as pavements constructed and removed under the same contract.

The method described in Article 407.10(a), shall be used except for those pavements constructed in areas where access to side streets and entrances necessitates construction in segments less than 1000 ft (300 m). The method described in Article 407.10(b) shall be used in areas where access to side streets and entrances necessitates construction in segments less than 1000 ft (300 m).

(a) Percent Within Limits. The percent within limits (PWL) method shall be as follows.

- (1) Lots and Sublots. The pavement will be divided into approximately equal lots of not more than 5000 ft (1500 m) in length. When the length of a continuous strip of pavement is 500 ft (150 m) or greater but less than 5000 ft (1500 m), these short lengths of pavement, ramps, turn lanes, and other short sections of continuous pavement will be grouped together to form lots approximately 5000 ft (1500 m) in length. Short segments between structures will be measured continuously with the structure segments omitted. Each lot will be subdivided into ten equal sublots. The width of a subplot and lot will be the width from the pavement edge to the adjacent lane line, from one lane line to the next, or between pavement edges for single-lane pavements.
- (2) Cores. Cores 2 in. (50 mm) in diameter shall be taken from the pavement by the Contractor, at locations selected by the Engineer. The exact location for each core will be selected at random, but will result in one core per subplot. Core locations will be specified prior to beginning the coring operations.

The Contractor and the Engineer shall witness the coring operations, as well as the measuring and recording of the core lengths. The cores will be measured with a device supplied by the Department immediately upon removal from the core bit and prior to moving to the next core location. Upon concurrence of the length, the core samples shall be disposed of according to Article 202.03.

Upon completion of each core, all water shall be removed from the hole and the hole then filled with a rapid hardening mortar or concrete. The material shall be mixed in a separate container, placed in the hole, consolidated by rodding, and struck-off flush with the adjacent pavement.

- (3) Deficient Sublot. When the length of the core in a sublot is deficient by more than ten percent of plan thickness, the Contractor may take three additional cores within that sublot at locations selected at random by the Engineer. If the Contractor chooses not to take additional cores, the pavement in that sublot shall be removed and replaced.

When the three additional cores are taken, the length of those cores will be averaged with the original core length. If the average shows the sublot to be deficient by ten percent or less, no additional action is necessary. If the average shows the sublot to be deficient by more than ten percent, the pavement in that sublot shall be removed and replaced; however, when requested in writing by the Contractor, the Engineer may permit in writing such deficient sublots to remain in place. For deficient sublots allowed to remain in place, additional lift(s) may be placed, at no additional cost to the Department, to bring the deficient pavement to plan thickness when the Engineer determines grade control conditions will permit such lift(s). The area(s) to be overlaid, material to be used, thickness(es) of the lift(s), and method of placement will be approved by the Engineer.

When a deficient sublot is removed and replaced, or additional lifts are placed, the corrected sublot shall be retested for thickness. The length of the new core taken in the sublot will be used in determining the PWL for the lot.

When a deficient sublot is left in place, and no additional lift(s) are placed, no payment will be made for the deficient sublot. The length of the original core taken in the sublot will be used in determining the PWL for the lot.

- (4) Deficient Lot. After addressing deficient sublots, the PWL for each lot will be determined. When the PWL of a lot is 60 percent or less, the pavement in that lot shall be removed and replaced; however, when requested in writing by the Contractor, the Engineer may permit in writing such deficient lots to remain in place. For deficient lots allowed to remain in place, additional lift(s) may be placed, at no additional cost to the Department, to bring the deficient pavement to plan thickness when the Engineer determines grade control conditions will permit such lift(s). The area(s) to be overlaid, material to be used, thickness(es) of the lift(s), and method of placement will be approved by the Engineer.

When a deficient lot is removed and replaced, or additional lifts are placed, the corrected lot shall be retested for thickness. The PWL for the lot will then be recalculated based upon the new cores; however, the pay factor for the lot shall be a maximum of 100 percent.

When a deficient lot is left in place, and no additional lift(s) are placed, the PWL for the lot will not be recalculated.

- (5) Right of Discovery. When the Engineer has reason to believe the random core selection process will not accurately represent the true conditions of the work, he/she may order additional cores.

The additional cores shall be taken at specific locations determined by the Engineer. The Engineer will provide notice to the Contractor containing an explanation of the reasons for his/her action. The need for, and location of, additional cores will be determined prior to commencement of coring operations.

When the additional cores show the pavement to be deficient by more than ten percent of plan thickness, more additional cores shall be taken to determine the limits of the deficient pavement and that area shall be removed and replaced; however, when requested in writing by the Contractor, the Engineer may permit in writing such areas of deficient pavement to remain in place. The area of deficient pavement will be defined using the length between two acceptable cores and the full width of the subplot. An acceptable core is a core with a length of at least 90 percent of plan thickness.

For deficient areas allowed to remain in place, additional lift(s) may be placed, at no additional cost to the Department, to bring the deficient pavement to plan thickness when the Engineer determines grade control conditions will permit such lift(s). The area(s) to be overlaid, material to be used, thickness(es) of the lift(s), and method of placement will be approved by the Engineer.

When an area of deficient pavement is removed and replaced, or additional lifts are placed, the corrected pavement shall be retested for thickness.

When an area of deficient pavement is left in place, and no additional lift(s) are placed, no payment will be made for the deficient pavement.

When the additional cores show the pavement to be at least 90 percent of plan thickness, the additional cores will be paid for according to Article 109.04.

- (6) Profile Index Adjustment. After any area of pavement is removed and replaced or any additional lifts are placed, the corrected areas shall be retested for pavement smoothness and any necessary profile index adjustments and/or corrections will be made based on these final profile readings prior to retesting for thickness.
- (7) Determination of PWL. The PWL for each lot will be determined as follows.

Definitions:

- x_i = Individual values (core lengths) under consideration
- n = Number of individual values under consideration (10 per lot)
- \bar{x} = Average of the values under consideration
- LSL = Lower Specification Limit (98% of plan thickness)
- Q_L = Lower Quality Index
- s = Sample Standard Deviation
- PWL = Percent Within Limits

Determine \bar{x} for the lot to the nearest two decimal places.

Determine s for the lot to the nearest three decimal places using:

$$S = \sqrt{\frac{\sum(x_i - \bar{x})^2}{n-1}} \quad \text{where} \quad \sum(x_i - \bar{x})^2 = (x_1 - \bar{x})^2 + (x_2 - \bar{x})^2 + \dots + (x_{10} - \bar{x})^2$$

Determine Q_L for the lot to the nearest two decimal places using:

$$Q_L = \frac{(\bar{x} - LSL)}{S}$$

Determine PWL for the lot using the Q_L and the following table. For Q_L values less than zero the value shown in the table must be subtracted from 100 to obtain PWL.

- (8) Pay Factors. The pay factor (PF) for each lot will be determined, to the nearest two decimal places, using:

$$PF \text{ (in percent)} = 55 + 0.5 (PWL)$$

If \bar{x} for a lot is less than the plan thickness, the maximum PF for that lot shall be 100 percent.

- (9) Payment. Payment of incentive or disincentive for pay items subject to the PWL method will be calculated using:

$$\text{Payment} = (((TPF/100)-1) \times CUP) \times (TOTPAVT - DEFPAVT)$$

TPF = Total Pay Factor

CUP = Contract Unit Price

TOTPAVT = Area of Pavement Subject to Coring

DEFPAVT = Area of Deficient Pavement

The TPF for the pavement shall be the average of the PF for all the lots; however, the TPF shall not exceed 102 percent.

Area of Deficient pavement (DEFPAVT) is defined as an area of pavement represented by a subplot deficient by more than ten percent which is left in place with no additional thickness added.

Area of Pavement Subject to Coring (TOTPAVT) is defined as those pavement areas included in lots for pavement thickness determination.

PERCENT WITHIN LIMITS							
Quality Index (Q _L)*	Percent Within Limits (PWL)	Quality Index (Q _L)*	Percent Within Limits (PWL)	Quality Index (Q _L)*	Percent Within Limits (PWL)	Quality Index (Q _L)*	Percent Within Limits (PWL)
0.00	50.00	0.40	65.07	0.80	78.43	1.20	88.76
0.01	50.38	0.41	65.43	0.81	78.72	1.21	88.97
0.02	50.77	0.42	65.79	0.82	79.02	1.22	89.17
0.03	51.15	0.43	66.15	0.83	79.31	1.23	89.38
0.04	51.54	0.44	66.51	0.84	79.61	1.24	89.58
0.05	51.92	0.45	66.87	0.85	79.90	1.25	89.79
0.06	52.30	0.46	67.22	0.86	80.19	1.26	89.99
0.07	52.69	0.47	67.57	0.87	80.47	1.27	90.19
0.08	53.07	0.48	67.93	0.88	80.76	1.28	90.38
0.09	53.46	0.49	68.28	0.89	81.04	1.29	90.58
0.10	53.84	0.50	68.63	0.90	81.33	1.30	90.78
0.11	54.22	0.51	68.98	0.91	81.61	1.31	90.96
0.12	54.60	0.52	69.32	0.92	81.88	1.32	91.15
0.13	54.99	0.53	69.67	0.93	82.16	1.33	91.33
0.14	55.37	0.54	70.01	0.94	82.43	1.34	91.52
0.15	55.75	0.55	70.36	0.95	82.71	1.35	91.70
0.16	56.13	0.56	70.70	0.96	82.97	1.36	91.87
0.17	56.51	0.57	71.04	0.97	83.24	1.37	92.04
0.18	56.89	0.58	71.38	0.98	83.50	1.38	92.22
0.19	57.27	0.59	71.72	0.99	83.77	1.39	92.39
0.20	57.65	0.60	72.06	1.00	84.03	1.40	92.56
0.21	58.03	0.61	72.39	1.01	84.28	1.41	92.72
0.22	58.40	0.62	72.72	1.02	84.53	1.42	92.88
0.23	58.78	0.63	73.06	1.03	84.79	1.43	93.05
0.24	59.15	0.64	73.39	1.04	85.04	1.44	93.21
0.25	59.53	0.65	73.72	1.05	85.29	1.45	93.37
0.26	59.90	0.66	74.04	1.06	85.53	1.46	93.52
0.27	60.28	0.67	74.36	1.07	85.77	1.47	93.67
0.28	60.65	0.68	74.69	1.08	86.02	1.48	93.83
0.29	61.03	0.69	75.01	1.09	86.26	1.49	93.98
0.30	61.40	0.70	75.33	1.10	86.50	1.50	94.13
0.31	61.77	0.71	75.64	1.11	86.73	1.51	94.27
0.32	62.14	0.72	75.96	1.12	86.96	1.52	94.41
0.33	62.51	0.73	76.27	1.13	87.20	1.53	94.54
0.34	62.88	0.74	76.59	1.14	87.43	1.54	94.68
0.35	63.25	0.75	76.90	1.15	87.66	1.55	94.82
0.36	63.61	0.76	77.21	1.16	87.88	1.56	94.95
0.37	63.98	0.77	77.51	1.17	88.10	1.57	95.08
0.38	64.34	0.78	77.82	1.18	88.32	1.58	95.20
0.39	64.71	0.79	78.12	1.19	88.54	1.59	95.33

*For Q_L values less than zero, subtract the table value from 100 to obtain PWL

PERCENT WITHIN LIMITS (continued)					
Quality Index (Q _L)*	Percent Within Limits (PWL)	Quality Index (Q _L)*	Percent Within Limits (PWL)	Quality Index (Q _L)*	Percent Within Limits (PWL)
1.60	95.46	2.00	98.83	2.40	99.89
1.61	95.58	2.01	98.88	2.41	99.90
1.62	95.70	2.02	98.92	2.42	99.91
1.63	95.81	2.03	98.97	2.43	99.91
1.64	95.93	2.04	99.01	2.44	99.92
1.65	96.05	2.05	99.06	2.45	99.93
1.66	96.16	2.06	99.10	2.46	99.94
1.67	96.27	2.07	99.14	2.47	99.94
1.68	96.37	2.08	99.18	2.48	99.95
1.69	96.48	2.09	99.22	2.49	99.95
1.70	96.59	2.10	99.26	2.50	99.96
1.71	96.69	2.11	99.29	2.51	99.96
1.72	96.78	2.12	99.32	2.52	99.97
1.73	96.88	2.13	99.36	2.53	99.97
1.74	96.97	2.14	99.39	2.54	99.98
1.75	97.07	2.15	99.42	2.55	99.98
1.76	97.16	2.16	99.45	2.56	99.98
1.77	97.25	2.17	99.48	2.57	99.98
1.78	97.33	2.18	99.50	2.58	99.99
1.79	97.42	2.19	99.53	2.59	99.99
1.80	97.51	2.20	99.56	2.60	99.99
1.81	97.59	2.21	99.58	2.61	99.99
1.82	97.67	2.22	99.61	2.62	99.99
1.83	97.75	2.23	99.63	2.63	100.00
1.84	97.83	2.22	99.66	2.64	100.00
1.85	97.91	2.25	99.68	≥ 2.65	100.00
1.86	97.98	2.26	99.70		
1.87	98.05	2.27	99.72		
1.88	98.11	2.28	99.73		
1.89	98.18	2.29	99.75		
1.90	98.25	2.30	99.77		
1.91	98.31	2.31	99.78		
1.92	98.37	2.32	99.80		
1.93	98.44	2.33	99.81		
1.94	98.50	2.34	99.83		
1.95	98.56	2.35	99.84		
1.96	98.61	2.36	99.85		
1.97	98.67	2.37	99.86		
1.98	98.72	2.38	99.87		
1.99	98.78	2.39	99.88		

*For Q_L values less than zero, subtract the table value from 100 to obtain PWL

(b) Minimum Thickness. The minimum thickness method shall be as follows.

- (1) Length of Units. The length of a unit will be a continuous strip of pavement 500 ft (150 m) in length.
- (2) Width of Units. The width of a unit will be the width from the pavement edge to the adjacent lane line, from one lane line to the next, or between pavement edges for single-lane pavements.

- (3) Thickness Measurements. Pavement thickness will be based on 2 in. (50 mm) diameter cores.

Cores shall be taken from the pavement by the Contractor at locations selected by the Engineer. When determining the thickness of a unit, one core shall be taken in each unit.

The Contractor and the Engineer shall witness the coring operations, as well as the measuring and recording of the cores. Core measurements will be determined immediately upon removal from the core bit and prior to moving to the next core location. Upon concurrence of the length, the core samples may be disposed of according to Article 202.03.

Upon completion of each core, all water shall be removed from the hole and the hole then filled with a rapid hardening mortar or concrete. The material shall be mixed in a separate container, placed in the hole, consolidated by rodding, and struck-off flush with the adjacent pavement.

- (4) Unit Deficient in Thickness. In considering any portion of the pavement that is deficient, the entire limits of the unit will be used in computing the deficiency or determining the remedial action required.
- (5) Thickness Equals or Exceeds Specified Thickness. When the thickness of a unit equals or exceeds the specified plan thickness, payment will be made at the contract unit price per square yard (square meter) for the specified thickness.
- (6) Thickness Deficient by Ten Percent or Less. When the thickness of a unit is less than the specified plan thickness by ten percent or less, a deficiency deduction will be assessed against payment for the item involved. The deficiency will be a percentage of the contract unit price as given in the following table.

Percent Deficiency (of Plan Thickness)	Percent Deduction (of Contract Unit Price)
0.0 to 2.0	0
2.1 to 3.0	20
3.1 to 4.0	28
4.1 to 5.0	32
5.1 to 7.5	43
7.6 to 10.0	50

- (7) Thickness Deficient by More than Ten Percent. When a core shows the pavement to be deficient by more than ten percent of plan thickness, additional cores shall be taken on each side of the deficient core, at stations selected by the Contractor and offsets selected by the Engineer, to determine the limits of the deficient pavement. No core shall be located within 5 ft (1.5 m) of a previous core obtained for thickness determination. The first acceptable core obtained on each side of a deficient core will be used to determine the length of the deficient pavement. An acceptable core is a core with a thickness of at least 90 percent of plan thickness. The area of deficient pavement will be defined using the length between two acceptable cores and the full width of the unit.

The area of deficient pavement shall be removed and replaced; however, when requested in writing by the Contractor, the Engineer may permit in writing such areas of deficient pavement to remain in place. For deficient areas allowed to remain in place, additional lift(s) may be placed, at no additional cost to the Department, to bring the deficient pavement to plan thickness when the Engineer determines grade control conditions will permit such lift(s). The area(s) to be overlaid, material to be used, thickness(es) of the lift(s), and method of placement will be approved by the Engineer.

When an area of deficient pavement is removed and replaced, or additional lifts are placed, the corrected pavement shall be retested for thickness. The thickness of the new core will be used to determine the pay factor for the corrected area.

When an area of deficient pavement is left in place, and no additional lift(s) are placed, no payment will be made for the deficient pavement. In addition, an amount equal to two times the contract cost of the deficient pavement will be deducted from the compensation due the Contractor.

The thickness of the first acceptable core on each side of the core more than ten percent deficient will be used to determine any needed pay adjustments for the remaining areas on each side of the area deficient by more than ten percent. The pay adjustment will be determined according to Article 407.10(b)(6).

- (8) Right of Discovery. When the Engineer has reason to believe any core location does not accurately represent the true conditions of the work, he/she may order additional cores. These additional cores shall be taken at specific locations determined by the Engineer. The Engineer will provide notice to the Contractor containing an explanation of the reasons for his/her action.

When the additional cores show the pavement to be deficient by more than ten percent of plan thickness, the procedures outlined in Article 407.10(b)(7) shall be followed, except the Engineer will determine the additional core locations.

When the additional cores, ordered by the Engineer, show the pavement to be at least 90 percent of plan thickness, the additional cores will be paid for according to Article 109.04.

- (9) Profile Index Adjustment. After any area of pavement is removed and replaced or any additional lifts are added, the corrected areas shall be retested for pavement smoothness and any necessary profile index adjustments and/or corrections will be made based on these final profile readings prior to retesting for thickness.”

Revise Article 482.06 of the Standard Specifications to read:

“482.06 Tolerance in Thickness. The shoulder shall be constructed to the thickness shown on the plans. When the contract includes square yards (square meters) as the unit of measurement for HMA shoulder, thickness determinations shall be made according to Article 407.10(b)(3) and the following.

- (a) Length of the Units. The length of a unit shall be a continuous strip of shoulder 2500 ft (750 m) long.

- (b) Width of the Units. The width of the unit shall be the full width of the shoulder.
- (c) Thickness Deficient by More than Ten Percent. When a core shows the shoulder to be deficient by more than ten percent of plan thickness, additional cores shall be taken on each side of the deficient core, at stations selected by the Contractor and offsets selected by the Engineer, to determine the limits of the deficient shoulder. No core shall be located within 5 ft (1.5 m) of a previous core obtained for thickness determination. The first acceptable core obtained on each side of a deficient core will be used to determine the length of the deficient shoulder. An acceptable core is a core with a thickness of at least 90 percent of plan thickness. The area of deficient shoulder will be defined using the length between two acceptable cores and the full width of the unit. The area of deficient shoulder shall be brought to specified thickness by the addition of the applicable mixture, at no additional cost to the Department and subject to the lift thickness requirements of Article 312.05, or by removal and replacement with a new mixture. However, the surface elevation of the completed shoulder shall not exceed by more than 1/8 in. (3 mm) the surface elevation of the adjacent pavement. When requested in writing by the Contractor, the Engineer may permit in writing such thin shoulder to remain in place. When an area of thin shoulder is left in place, and no additional lift(s) are placed, no payment will be made for the thin shoulder. In addition, an amount equal to two times the contract unit price of the shoulder will be deducted from the compensation due the Contractor.

When an area of deficient shoulder is removed and replaced, or additional lifts are placed, the corrected pavement shall be retested for thickness.

- (d) Right of Discovery. When the Engineer has reason to believe any core location does not accurately represent the true conditions of the work, he/she may order additional cores. When the additional cores, ordered by the Engineer, show the shoulder to be at least 90 percent of plan thickness, the additional cores will be paid for according to Article 109.04. When the additional core shows the shoulder to be less than 90 percent of plan thickness, the procedure in (c), above shall be followed.”

Revise Article 483.07 of the Standard Specifications to read:

“483.07 Tolerance in Thickness. The shoulder shall be constructed to the thickness shown on the plans. Thickness determinations shall be made according to Article 482.06 except the option of correcting deficient pavement with additional lift(s) shall not apply.”

DIGITAL TERRAIN MODELING FOR EARTHWORK CALCULATIONS (BDE)

Effective: April 1, 2007

Revise the first and second paragraphs of Article 202.07(b) of the Standard Specifications to read:

- “(b) Measured Quantities. Earth and rock excavation will be measured in cubic yards (cubic meters) in their original positions. The volumes will be computed by the method of average end areas using before and after cross sections; or by the method of digital terrain modeling using before and after total station surveys. The volume of any unstable or unsuitable material removed will be measured for payment in cubic yards (cubic meters).

In rock excavation, the Contractor shall strip ledge rock of overburden so that necessary survey shots for measurement may be taken. Vertical measurements shall extend from the surface of the rock to an elevation not more than 6 in. (150 mm) below the subgrade of the proposed pavement structure, as shown on the plans, or to the bottom of the rock where that point is above the subgrade of the proposed pavement structure. Horizontal measurements shall extend not more than 6 in. (150 mm) beyond the slope lines fixed by the Engineer for the work. Boulders and rocks 1/2 cu yd (0.5 cu m) or more in volume will be measured individually and the volume computed from average dimensions taken in three directions.”

Revise the first paragraph of Article 204.07 of the Standard Specifications to read.

“**204.07 Method of Measurement.** Borrow excavation will be measured in cubic yards (cubic meters) in its original position. The volume will be computed by the method of average end areas using before and after cross sections; or by the method of digital terrain modeling using before and after total station surveys.”

Revise the embankment definition of Article 204.07(b) of the Standard Specifications to read:

“Embankment = the volume of fill in its final position computed by the method of average end areas or digital terrain modeling. Both methods will be based upon the existing ground line as shown on the plans, except as noted in (1) and (2) below;”

Revise Article 207.04 of the Standard Specifications to read:

“**207.04 Method of Measurement.** This work will be measured for payment in tons (metric tons) according to Article 311.08(b), or in cubic yards (cubic meters) compacted in place and the volume computed by the method of average end areas or digital terrain modeling by total station measurement.”

Revise the second sentence of the second paragraph of Article 211.07(b) of the Standard Specifications to read:

“The volume will be computed by the method of average end areas or digital terrain modeling by total station measurement.”

DISADVANTAGED BUSINESS ENTERPRISE PARTICIPATION (BDE)

Effective: September 1, 2000

Revised: January 1, 2011

FEDERAL OBLIGATION. The Department of Transportation, as a recipient of federal financial assistance, is required to take all necessary and reasonable steps to ensure nondiscrimination in the award and administration of contracts. Consequently, the federal regulatory provisions of 49 CFR part 26 apply to this contract concerning the utilization of disadvantaged business enterprises. For the purposes of this Special Provision, a disadvantaged business enterprise (DBE) means a business certified by the Department in accordance with the requirements of 49 CFR part 26 and listed in the Illinois Unified Certification Program (IL UCP) DBE Directory.

STATE OBLIGATION. This Special Provision will also be used by the Department to satisfy the requirements of the Business Enterprise for Minorities, Females, and Persons with Disabilities Act, 30 ILCS 575.

When this Special Provision is used to satisfy state law requirements on 100 percent state-funded contracts, the federal government has no involvement in such contracts (not a federal-aid contract) and no responsibility to oversee the implementation of this Special Provision by the Department on those contracts. DBE participation on 100 percent state-funded contracts will not be credited toward fulfilling the Department's annual overall DBE goal required by the US Department of Transportation to comply with the federal DBE program requirements.

CONTRACTOR ASSURANCE. The Contractor makes the following assurance and agrees to include the assurance in each subcontract that the Contractor signs with a subcontractor:

The Contractor, subrecipient, or subcontractor shall not discriminate on the basis of race, color, national origin, or sex in the performance of this contract. The Contractor shall carry out applicable requirements of 49 CFR part 26 in the award and administration of contracts funded in whole or in part with federal or state funds. Failure by the Contractor to carry out these requirements is a material breach of this contract, which may result in the termination of this contract or such other remedy as the recipient deems appropriate.

OVERALL GOAL SET FOR THE DEPARTMENT. As a requirement of compliance with 49 CFR part 26, the Department has set an overall goal for DBE participation in its federally assisted contracts. That goal applies to all federal-aid funds the Department will expend in its federally assisted contracts for the subject reporting fiscal year. The Department is required to make a good faith effort to achieve the overall goal. The dollar amount paid to all approved DBE companies performing work called for in this contract is eligible to be credited toward fulfillment of the Department's overall goal.

CONTRACT GOAL TO BE ACHIEVED BY THE CONTRACTOR. This contract includes a specific DBE utilization goal established by the Department. The goal has been included because the Department has determined that the work of this contract has subcontracting opportunities that may be suitable for performance by DBE companies. This determination is based on an assessment of the type of work, the location of the work, and the availability of DBE companies to do a part of the work. The assessment indicates that, in the absence of unlawful discrimination, and in an arena of fair and open competition, DBE companies can be expected to perform **6.00%** of the work. This percentage is set as the DBE participation goal for this contract. Consequently, in addition to the other award criteria established for this contract, the Department will only award this contract to a bidder who makes a good faith effort to meet this goal of DBE participation in the performance of the work. A bidder makes a good faith effort for award consideration if either of the following is done in accordance with the procedures set forth in this Special Provision:

- (a) The bidder documents that enough DBE participation has been obtained to meet the goal; or
- (b) The bidder documents that a good faith effort has been made to meet the goal, even though the effort did not succeed in obtaining enough DBE participation to meet the goal.

DBE LOCATOR REFERENCES. Bidders may consult the IL UCP DBE Directory as a reference source for DBE-certified companies. In addition, the Department maintains a letting and item specific DBE locator information system whereby DBE companies can register their interest in providing quotes on particular bid items advertised for letting.

Information concerning DBE companies willing to quote work for particular contracts may be obtained by contacting the Department's Bureau of Small Business Enterprises at telephone number (217)785-4611, or by visiting the Department's web site at www.dot.il.gov.

BIDDING PROCEDURES. Compliance with this Special Provision is a material bidding requirement. The failure of the bidder to comply will render the bid not responsive.

- (a) The bidder shall submit a Disadvantaged Business Utilization Plan on Department forms SBE 2025 and 2026 with the bid.
- (b) The Utilization Plan shall indicate that the bidder either has obtained sufficient DBE participation commitments to meet the contract goal or has not obtained enough DBE participation commitments in spite of a good faith effort to meet the goal. The Utilization Plan shall further provide the name, telephone number, and telefax number of a responsible official of the bidder designated for purposes of notification of plan approval or disapproval under the procedures of this Special Provision.
- (c) The Utilization Plan shall include a DBE Participation Commitment Statement, Department form SBE 2025, for each DBE proposed for the performance of work to achieve the contract goal. For bidding purposes, submission of the completed SBE 2025 forms, signed by the DBEs and faxed to the bidder will be acceptable as long as the original is available and provided upon request. All elements of information indicated on the said form shall be provided, including but not limited to the following:
 - (1) The names and addresses of DBE firms that will participate in the contract;
 - (2) A description, including pay item numbers, of the work each DBE will perform;
 - (3) The dollar amount of the participation of each DBE firm participating. The dollar amount of participation for identified work shall specifically state the quantity, unit price, and total subcontract price for the work to be completed by the DBE. If partial pay items are to be performed by the DBE, indicate the portion of each item, a unit price where appropriate and the subcontract price amount;
 - (4) DBE Participation Commitment Statements, form SBE 2025, signed by the bidder and each participating DBE firm documenting the commitment to use the DBE subcontractors whose participation is submitted to meet the contract goal;
 - (5) If the bidder is a joint venture comprised of DBE companies and non-DBE companies, the plan must also include a clear identification of the portion of the work to be performed by the DBE partner(s); and,
 - (6) If the contract goal is not met, evidence of good faith efforts.

GOOD FAITH EFFORT PROCEDURES. The contract will not be awarded until the Utilization Plan submitted by the apparent successful bidder is approved. All information submitted by the bidder must be complete, accurate and adequately document that enough DBE participation has been obtained or document the good faith efforts of the bidder, in the event enough DBE participation has not been obtained, before the Department will commit to the performance of the contract by the bidder.

The Utilization Plan will be approved by the Department if the Utilization Plan documents sufficient commercially useful DBE work performance to meet the contract goal or the bidder submits sufficient documentation of a good faith effort to meet the contract goal pursuant to 49 CFR part 26, Appendix A. The Utilization Plan will not be approved by the Department if the Utilization Plan does not document sufficient DBE participation to meet the contract goal unless the apparent successful bidder documented in the Utilization Plan that it made a good faith effort to meet the goal. This means that the bidder must show that all necessary and reasonable steps were taken to achieve the contract goal. Necessary and reasonable steps are those which, by their scope, intensity and appropriateness to the objective, could reasonably be expected to obtain sufficient DBE participation, even if they were not successful. The Department will consider the quality, quantity, and intensity of the kinds of efforts that the bidder has made. Mere *pro forma* efforts, in other words, efforts done as a matter of form, are not good faith efforts; rather, the bidder is expected to have taken genuine efforts that would be reasonably expected of a bidder actively and aggressively trying to obtain DBE participation sufficient to meet the contract goal.

- (a) The following is a list of types of action that the Department will consider as part of the evaluation of the bidder's good faith efforts to obtain participation. These listed factors are not intended to be a mandatory checklist and are not intended to be exhaustive. Other factors or efforts brought to the attention of the Department may be relevant in appropriate cases, and will be considered by the Department.
 - (1) Soliciting through all reasonable and available means (e.g. attendance at pre-bid meetings, advertising and/or written notices) the interest of all certified DBE companies that have the capability to perform the work of the contract. The bidder must solicit this interest within sufficient time to allow the DBE companies to respond to the solicitation. The bidder must determine with certainty if the DBE companies are interested by taking appropriate steps to follow up initial solicitations.
 - (2) Selecting portions of the work to be performed by DBE companies in order to increase the likelihood that the DBE goals will be achieved. This includes, where appropriate, breaking out contract work items into economically feasible units to facilitate DBE participation, even when the prime Contractor might otherwise prefer to perform these work items with its own forces.
 - (3) Providing interested DBE companies with adequate information about the plans, specifications, and requirements of the contract in a timely manner to assist them in responding to a solicitation.
 - (4) a. Negotiating in good faith with interested DBE companies. It is the bidder's responsibility to make a portion of the work available to DBE subcontractors and suppliers and to select those portions of the work or material needs consistent with the available DBE subcontractors and suppliers, so as to facilitate DBE participation. Evidence of such negotiation includes the names, addresses, and telephone numbers of DBE companies that were considered; a description of the information provided regarding the plans and specifications for the work selected for subcontracting; and evidence as to why additional agreements could not be reached for DBE companies to perform the work.

- b. A bidder using good business judgment would consider a number of factors in negotiating with subcontractors, including DBE subcontractors, and would take a firm's price and capabilities as well as contract goals into consideration. However, the fact that there may be some additional costs involved in finding and using DBE companies is not in itself sufficient reason for a bidder's failure to meet the contract DBE goal, as long as such costs are reasonable. Also, the ability or desire of a bidder to perform the work of a contract with its own organization does not relieve the bidder of the responsibility to make good faith efforts. Bidders are not, however, required to accept higher quotes from DBE companies if the price difference is excessive or unreasonable.
- (5) Not rejecting DBE companies as being unqualified without sound reasons based on a thorough investigation of their capabilities. The bidder's standing within its industry, membership in specific groups, organizations, or associations and political or social affiliations (for example union vs. non-union employee status) are not legitimate causes for the rejection or non-solicitation of bids in the bidder's efforts to meet the project goal.
 - (6) Making efforts to assist interested DBE companies in obtaining bonding, lines of credit, or insurance as required by the recipient or Contractor.
 - (7) Making efforts to assist interested DBE companies in obtaining necessary equipment, supplies, materials, or related assistance or services.
 - (8) Effectively using the services of available minority/women community organizations; minority/women contractors' groups; local, state, and federal minority/women business assistance offices; and other organizations as allowed on a case-by-case basis to provide assistance in the recruitment and placement of DBE companies.
- (b) If the Department determines that the apparent successful bidder has made a good faith effort to secure the work commitment of DBE companies to meet the contract goal, the Department will award the contract provided that it is otherwise eligible for award. If the Department determines that the bidder has failed to meet the requirements of this Special Provision or that a good faith effort has not been made, the Department will notify the responsible company official designated in the Utilization Plan that the bid is not responsive. The notification shall include a statement of reasons for the determination.
 - (c) The bidder may request administrative reconsideration of a determination adverse to the bidder within the five working days after receipt of the notification date of the determination by delivering the request to the Department of Transportation, Bureau of Small Business Enterprises, Contract Compliance Section, 2300 South Dirksen Parkway, Room 319, Springfield, Illinois 62764 (Telefax: (217)785-1524). Deposit of the request in the United States mail on or before the fifth business day shall not be deemed delivery. The determination shall become final if a request is not made and delivered. A request may provide additional written documentation and/or argument concerning the issues raised in the determination statement of reasons, provided the documentation and arguments address efforts made prior to submitting the bid. The request will be forwarded to the Department's Reconsideration Officer. The Reconsideration Officer will extend an opportunity to the bidder to meet in person in order to consider all issues of documentation and whether the bidder made a good faith effort to meet the goal.

After the review by the Reconsideration Officer, the bidder will be sent a written decision within ten working days after receipt of the request for reconsideration, explaining the basis for finding that the bidder did or did not meet the goal or make adequate good faith efforts to do so. A final decision by the Reconsideration Officer that a good faith effort was made shall approve the Utilization Plan submitted by the bidder and shall clear the contract for award. A final decision that a good faith effort was not made shall render the bid not responsive.

CALCULATING DBE PARTICIPATION. The Utilization Plan values represent work anticipated to be performed and paid for upon satisfactory completion. The Department is only able to count toward the achievement of the overall goal and the contract goal the value of payments made for the work actually performed by DBE companies. In addition, a DBE must perform a commercially useful function on the contract to be counted. A commercially useful function is generally performed when the DBE is responsible for the work and is carrying out its responsibilities by actually performing, managing, and supervising the work involved. The Department and Contractor are governed by the provisions of 49 CFR part 26.55(c) on questions of commercially useful functions as it affects the work. Specific counting guidelines are provided in 49 CFR part 26.55, the provisions of which govern over the summary contained herein.

- (a) DBE as the Contractor: 100 percent goal credit for that portion of the work performed by the DBE's own forces, including the cost of materials and supplies. Work that a DBE subcontracts to a non-DBE does not count toward the DBE goals.
- (b) DBE as a joint venture Contractor: 100 percent goal credit for that portion of the total dollar value of the contract equal to the distinct, clearly defined portion of the work performed by the DBE's own forces.
- (c) DBE as a subcontractor: 100 percent goal credit for the work of the subcontract performed by the DBE's own forces, including the cost of materials and supplies, excluding the purchase of materials and supplies or the lease of equipment by the DBE subcontractor from the prime Contractor or its affiliates. Work that a DBE subcontractor in turn subcontracts to a non-DBE does not count toward the DBE goal.
- (d) DBE as a trucker: 100 percent goal credit for trucking participation provided the DBE is responsible for the management and supervision of the entire trucking operation for which it is responsible. At least one truck owned, operated, licensed, and insured by the DBE must be used on the contract. Credit will be given for the following:
 - (1) The DBE may lease trucks from another DBE firm, including an owner-operator who is certified as a DBE. The DBE who leases trucks from another DBE receives credit for the total value of the transportation services the lessee DBE provides on the contract.
 - (2) The DBE may also lease trucks from a non-DBE firm, including from an owner-operator. The DBE who leases trucks from a non-DBE is entitled to credit only for the fee or commission it receives as a result of the lease arrangement.
- (e) DBE as a material supplier:

- (1) 60 percent goal credit for the cost of the materials or supplies purchased from a DBE regular dealer.
- (2) 100 percent goal credit for the cost of materials or supplies obtained from a DBE manufacturer.
- (3) 100 percent credit for the value of reasonable fees and commissions for the procurement of materials and supplies if not a regular dealer or manufacturer.

CONTRACT COMPLIANCE. Compliance with this Special Provision is an essential part of the contract. The Department is prohibited by federal regulations from crediting the participation of a DBE included in the Utilization Plan toward either the contract goal or the Department's overall goal until the amount to be applied toward the goals has been paid to the DBE. The following administrative procedures and remedies govern the compliance by the Contractor with the contractual obligations established by the Utilization Plan. After approval of the Utilization Plan and award of the contract, the Utilization Plan and individual DBE Participation Statements become part of the contract. If the Contractor did not succeed in obtaining enough DBE participation to achieve the advertised contract goal, and the Utilization Plan was approved and contract awarded based upon a determination of good faith, the total dollar value of DBE work calculated in the approved Utilization Plan as a percentage of the awarded contract value shall become the amended contract goal.

- (a) No amendment to the Utilization Plan may be made without prior written approval from the Department's Bureau of Small Business Enterprises. All requests for amendment to the Utilization Plan shall be submitted to the Department of Transportation, Bureau of Small Business Enterprises, Contract Compliance Section, 2300 South Dirksen Parkway, Room 319, Springfield, Illinois 62764. Telephone number (217) 785-4611. Telefax number (217) 785-1524.
- (b) The Contractor must notify and obtain written approval from the Department's Bureau of Small Business Enterprises prior to replacing a DBE or making any change in the participation of a DBE. Approval for replacement will be granted only if it is demonstrated that the DBE is unable or unwilling to perform. The Contractor must make every good faith effort to find another certified DBE subcontractor to substitute for the original DBE. The good faith efforts shall be directed at finding another DBE to perform at least the same amount of work under the contract as the original DBE, to the extent needed to meet the contract goal.
- (c) Any deviation from the DBE condition-of-award or contract specifications must be approved, in writing, by the Department. The Contractor shall notify affected DBEs in writing of any changes in the scope of work which result in a reduction in the dollar amount condition-of-award to the contract.
- (d) In addition to the above requirements for reductions in the condition of award, additional requirements apply to the two cases of Contractor-initiated work substitution proposals. Where the contract allows alternate work methods which serve to delete or create underruns in condition of award DBE work, and the Contractor selects that alternate method or, where the Contractor proposes a substitute work method or material that serves to diminish or delete work committed to a DBE and replace it with other work, then the Contractor must demonstrate one of the following:
 - (1) That the replacement work will be performed by the same DBE (as long as the DBE is certified in the respective item of work) in a modification of the condition of award;
or

- (2) That the DBE is aware that its work will be deleted or will experience underruns and has agreed in writing to the change. If this occurs, the Contractor shall substitute other work of equivalent value to a certified DBE or provide documentation of good faith efforts to do so; or
 - (3) That the DBE is not capable of performing the replacement work or has declined to perform the work at a reasonably competitive price. If this occurs, the Contractor shall substitute other work of equivalent value to a certified DBE or provide documentation of good faith efforts to do so.
- (e) Where the revision includes work committed to a new DBE subcontractor, not previously involved in the project, then a Request for Approval of Subcontractor, Department form BC 260A, must be signed and submitted.
- (f) If the commitment of work is in the form of additional tasks assigned to an existing subcontract, than a new Request for Approval of Subcontractor shall not be required. However, the Contractor must document efforts to assure that the existing DBE subcontractor is capable of performing the additional work and has agreed in writing to the change.
- (g) All work indicated for performance by an approved DBE shall be performed, managed, and supervised by the DBE executing the Participation Statement. The Contractor shall not terminate for convenience a DBE listed in the Utilization Plan and then perform the work of the terminated DBE with its own forces, those of an affiliate or those of another subcontractor, whether DBE or not, without first obtaining the written consent of the Bureau of Small Business Enterprises to amend the Utilization Plan. The Contractor shall notify the Bureau of Small Business Enterprises of any termination for reasons other than convenience, and shall obtain approval for inclusion of the substitute DBE in the Utilization Plan. If good faith efforts following a termination of a DBE for cause are not successful, the Contractor shall contact the Bureau of Small Business Enterprises and provide a full accounting of the efforts undertaken to obtain substitute DBE participation. The Bureau of Small Business Enterprises will evaluate the good faith efforts in light of all circumstances surrounding the performance status of the contract, and determine whether the contract goal should be amended.
- (h) The Contractor shall maintain a record of payments for work performed to the DBE participants. The records shall be made available to the Department for inspection upon request. After the performance of the final item of work or delivery of material by a DBE and final payment therefore to the DBE by the Contractor, but not later than thirty calendar days after payment has been made by the Department to the Contractor for such work or material, the Contractor shall submit a DBE Payment Agreement on Department form SBE 2115 to the Regional Engineer. If full and final payment has not been made to the DBE, the DBE Payment Agreement shall indicate whether a disagreement as to the payment required exists between the Contractor and the DBE or if the Contractor believes that the work has not been satisfactorily completed. If the Contractor does not have the full amount of work indicated in the Utilization Plan performed by the DBE companies indicated in the Utilization Plan and after good faith efforts are reviewed, the Department may deduct from contract payments to the Contractor the amount of the goal not achieved as liquidated and ascertained damages. The Contractor may request an administrative reconsideration of any amount deducted as damages pursuant to subsection (j) of this part.

- (i) The Department reserves the right to withhold payment to the Contractor to enforce the provisions of this Special Provision. Final payment shall not be made on the contract until such time as the Contractor submits sufficient documentation demonstrating achievement of the goal in accordance with this Special Provision or after liquidated damages have been determined and collected.
- (j) Notwithstanding any other provision of the contract, including but not limited to Article 109.09 of the Standard Specifications, the Contractor may request administrative reconsideration of a decision to deduct the amount of the goal not achieved as liquidated damages. A request to reconsider shall be delivered to the Contract Compliance Section and shall be handled and considered in the same manner as set forth in paragraph (c) of "Good Faith Effort Procedures" of this Special Provision, except a final decision that a good faith effort was not made during contract performance to achieve the goal agreed to in the Utilization Plan shall be the final administrative decision of the Department.

EQUIPMENT RENTAL RATES (BDE)

Effective: August 2, 2007

Revised: January 2, 2008

Replace the second and third paragraphs of Article 105.07(b)(4)a. of the Standard Specifications with the following:

"Equipment idled which cannot be used on other work, and which is authorized to standby on the project site by the Engineer, will be paid for according to Article 109.04(b)(4)."

Replace Article 109.04(b)(4) of the Standard Specifications with the following:

"(4) Equipment. Equipment used for extra work shall be authorized by the Engineer. The equipment shall be specifically described, be of suitable size and capacity for the work to be performed, and be in good operating condition. For such equipment, the Contractor will be paid as follows.

- a. Contractor Owned Equipment. Contractor owned equipment will be paid for by the hour using the applicable FHWA hourly rate from the "Equipment Watch Rental Rate Blue Book" (Blue Book) in effect when the force account work begins. The FHWA hourly rate is calculated as follows.

FHWA hourly rate = (monthly rate/176) x (model year adj.) x (Illinois adj.) + EOC
Where: EOC = Estimated Operating Costs per hour (from the Blue Book)

The time allowed will be the actual time the equipment is operating on the extra work. For the time required to move the equipment to and from the site of the extra work and any authorized idle (standby) time, payment will be made at the following hourly rate: 0.5 x (FHWA hourly rate - EOC).

All time allowed shall fall within the working hours authorized for the extra work.

The rates above include the cost of fuel, oil, lubrication, supplies, small tools, necessary attachments, repairs, overhaul and maintenance of any kind, depreciation, storage, overhead, profits, insurance, and all incidentals. The rates do not include labor.

The Contractor shall submit to the Engineer sufficient information for each piece of equipment and its attachments to enable the Engineer to determine the proper equipment category. If a rate is not established in the Blue Book for a particular piece of equipment, the Engineer will establish a rate for that piece of equipment that is consistent with its cost and use in the industry.

- b. Rented Equipment. Whenever it is necessary for the Contractor to rent equipment to perform extra work, the rental and transportation costs of the equipment plus five percent for overhead will be paid. In no case shall the rental rates exceed those of established distributors or equipment rental agencies.

All prices shall be agreed to in writing before the equipment is used.”

FRICITION AGGREGATE (BDE)

Effective: January 1, 2011

Revise Article 1004.01(a)(4) of the Standard Specifications to read:

“(4)Crushed Stone. Crushed stone shall be the angular fragments resulting from crushing undisturbed, consolidated deposits of rock by mechanical means. Crushed stone shall be divided into the following, when specified.

- a. Carbonate Crushed Stone. Carbonate crushed stone shall be either dolomite or limestone. Dolomite shall contain 11.0 percent or more magnesium oxide (MgO). Limestone shall contain less than 11.0 percent magnesium oxide (MgO).
- b. Crystalline Crushed Stone. Crystalline crushed stone shall be either metamorphic or igneous stone, including but is not limited to, quartzite, granite, rhyolite and diabase.”

Revise Article 1004.03(a) of the Standard Specifications to read:

“**1004.03 Coarse Aggregate for Hot-Mix Asphalt (HMA).** The aggregate shall be according to Article 1004.01 and the following.

(a) Description. The coarse aggregate for HMA shall be according to the following table.

Use	Mixture	Aggregates Allowed
Class A	Seal or Cover	<u>Allowed Alone or in Combination:</u> Gravel Crushed Gravel Carbonate Crushed Stone Crystalline Crushed Stone Crushed Sandstone Crushed Slag (ACBF) Crushed Steel Slag Crushed Concrete

Use	Mixture	Aggregates Allowed	
HMA All Other	Stabilized Subbase or Shoulders	<u>Allowed Alone or in Combination:</u> Gravel Crushed Gravel Carbonate Crushed Stone Crystalline Crushed Stone Crushed Sandstone Crushed Slag (ACBF) Crushed Steel Slag ^{1/} Crushed Concrete	
HMA High ESAL Low ESAL	Binder IL-25.0, IL-19.0, or IL-19.0L SMA Binder	<u>Allowed Alone or in Combination:</u> Crushed Gravel Carbonate Crushed Stone ^{2/} Crystalline Crushed Stone Crushed Sandstone Crushed Slag (ACBF) Crushed Concrete ^{3/}	
HMA High ESAL Low ESAL	C Surface and Leveling Binder IL-12.5,IL-9.5, or IL-9.5L SMA Ndesign 50 Surface	<u>Allowed Alone or in Combination:</u> Crushed Gravel Carbonate Crushed Stone ^{2/} Crystalline Crushed Stone Crushed Sandstone Crushed Slag (ACBF) Crushed Steel Slag ^{4/} Crushed Concrete ^{3/}	
HMA High ESAL	D Surface and Leveling Binder IL-12.5 or IL-9.5 SMA Ndesign 50 Surface	<u>Allowed Alone or in Combination:</u> Crushed Gravel Carbonate Crushed Stone (other than Limestone) ^{2/} Crystalline Crushed Stone Crushed Sandstone Crushed Slag (ACBF) ^{5/} Crushed Steel Slag ^{4/ 5/} Crushed Concrete ^{3/}	
		<u>Other Combinations Allowed:</u>	
		<i>Up to...</i>	<i>With...</i>
		25% Limestone	Dolomite
		50% Limestone	Any Mixture D aggregate other than Dolomite
75% Limestone	Crushed Slag (ACBF) ^{5/} or Crushed Sandstone		

HMA High ESAL	E Surface IL-12.5 or IL-9.5 SMA Ndesign 80 Surface	<u>Allowed Alone or in Combination:</u>	
		Crushed Gravel Crystalline Crushed Stone Crushed Sandstone Crushed Slag (ACBF) ^{5/} Crushed Steel Slag ^{5/} Crushed Concrete ^{3/}	
		No Limestone.	
		<u>Other Combinations Allowed:</u>	
		<i>Up to...</i>	<i>With...</i>
50% Dolomite ^{2/}	Any Mixture E aggregate		
75% Dolomite ^{2/}	Crushed Sandstone, Crushed Slag (ACBF) ^{5/} , Crushed Steel Slag ^{5/} , or Crystalline Crushed Stone		
75% Crushed Gravel or Crushed Concrete ^{3/}	Crushed Sandstone, Crystalline Crushed Stone, Crushed Slag (ACBF) ^{5/} , or Crushed Steel Slag ^{5/}		
HMA High ESAL	F Surface IL-12.5 or IL-9.5 SMA Ndesign 80 Surface	<u>Allowed Alone or in Combination:</u>	
		Crystalline Crushed Stone Crushed Sandstone Crushed Slag (ACBF) ^{5/} Crushed Steel Slag ^{5/} No Limestone.	
		<u>Other Combinations Allowed:</u>	
		<i>Up to...</i>	<i>With...</i>
		50% Crushed Gravel, Crushed Concrete ^{3/} , or Dolomite ^{2/}	Crushed Sandstone, Crushed Slag (ACBF) ^{5/} , Crushed Steel Slag ^{5/} , or Crystalline Crushed Stone

- 1/ Crushed steel slag allowed in shoulder surface only.
- 2/ Carbonate crushed stone shall not be used in SMA Ndesign 80. In SMA Ndesign 50, carbonate crushed stone shall not be blended with any of the other aggregates allowed alone in Ndesign 50 SMA binder or Ndesign 50 SMA surface.
- 3/ Crushed concrete will not be permitted in SMA mixes.
- 4/ Crushed steel slag shall not be used as leveling binder.
- 5/ When either slag is used, the blend percentages listed shall be by volume.”

HOT-MIX ASPHALT – ANTI-STRIPPING ADDITIVE (BDE)

Effective: November 1, 2009

Revise the first and second paragraphs of Article 1030.04(c) of the Standard Specifications to read:

“(c) Determination of Need for Anti-Stripping Additive. The mixture designer shall determine if an additive is needed in the mix to prevent stripping. The determination will be made on the basis of tests performed according to Illinois Modified AASHTO T 283. To be considered acceptable by the Department as a mixture not susceptible to stripping, the conditioned to unconditioned split tensile strength ratio (TSR) shall be equal to or greater than 0.85 for 6 in. (150 mm) specimens. Mixtures, either with or without an additive, with TSRs less than 0.85 for 6 in. (150 mm) specimens will be considered unacceptable. Also, the conditioned tensile strength for mixtures containing an anti-strip additive shall not be lower than the original conditioned tensile strength determined for the same mixture without the anti-strip additive.

If it is determined that an additive is required, the additive may be hydrated lime, slaked quicklime, or a liquid additive, at the Contractor's option.”

HOT-MIX ASPHALT - DENSITY TESTING OF LONGITUDINAL JOINTS (BDE)

Effective: January 1, 2010

Description. This work shall consist of testing the density of longitudinal joints as part of the quality control/quality assurance (QC/QA) of hot-mix asphalt (HMA). Work shall be according to Section 1030 of the Standard Specifications except as follows.

Quality Control/Quality Assurance (QC/QA). Delete the second and third sentence of the third paragraph of Article 1030.05(d)(3) of the Standard Specifications.

Add the following paragraphs to the end of Article 1030.05(d)(3) of the Standard Specifications:

“Longitudinal joint density testing shall be performed at each random density test location. Longitudinal joint testing shall be located at a distance equal to the lift thickness or a minimum of 2 in. (50 mm), from each pavement edge. (i.e. for a 4 in. (100 mm) lift the near edge of the density gauge or core barrel shall be within 4 in. (100 mm) from the edge of pavement.) Longitudinal joint density testing shall be performed using either a correlated nuclear gauge or cores.

- a. Confined Edge. Each confined edge density shall be represented by a one-minute nuclear density reading or a core density and shall be included in the average of density readings or core densities taken across the mat which represents the Individual Test.
- b. Unconfined Edge. Each unconfined edge joint density shall be represented by an average of three one-minute density readings or a single core density at the given density test location and shall meet the density requirements specified herein. The three one-minute readings shall be spaced ten feet apart longitudinally along the unconfined pavement edge and centered at the random density test location.”

Revise the Density Control Limits table in Article 1030.05(d)(4) of the Standard Specifications to read:

"Mixture Composition	Parameter	Individual Test (includes confined edges)	Unconfined Edge Joint Density Minimum
IL-9.5, IL-12.5	Ndesign ≥ 90	92.0 – 96.0%	90.0%
IL-9.5, IL-9.5L, IL-12.5	Ndesign < 90	92.5 – 97.4%	90.0%
IL-19.0, IL-25.0	Ndesign ≥ 90	93.0 – 96.0%	90.0%
IL-19.0, IL-19.0L, IL-25.0	Ndesign < 90	93.0 – 97.4%	90.0%
SMA	Ndesign = 50 & 80	93.5 – 97.4%	91.0%
All Other	Ndesign = 30	93.0 - 97.4%	90.0%"

HOT-MIX ASPHALT – DROP-OFFS (BDE)

Effective: January 1, 2010

Revise the third paragraph of Article 701.07 of the Standard Specifications to read:

“At locations where construction operations result in a differential in elevation exceeding 3 in. (75 mm) between the edge of pavement or edge of shoulder within 3 ft (900 mm) of the edge of the pavement and the earth or aggregate shoulders, Type I or II barricades or vertical panels shall be placed at 100 ft (30 m) centers on roadways where the posted speed limit is 45 mph or greater and at 50 ft (15 m) centers on roadways where the posted speed limit is less than 45 mph.”

HOT-MIX ASPHALT - FINE AGGREGATE (BDE)

Effective: April 1, 2010

Add the following to the gradation tables of Article 1003.01(c) of the Standard Specifications:

"FINE AGGREGATE GRADATIONS					
Grad No.	Sieve Size and Percent Passing				
	3/8	No. 4	No. 8	No. 16	No. 200
FA 22	100	6/	6/	8±8	2±2

FINE AGGREGATE GRADATIONS (Metric)					
Grad No.	Sieve Size and Percent Passing				
	9.5 mm	4.75 mm	2.36 mm	1.18 mm	75 µm
FA 22	100	6/	6/	8±8	2±2

6/ For the fine aggregate gradation FA 22, the aggregate producer shall set the midpoint percent passing, and the Department will apply a range of ± ten percent. The midpoint shall not be changed without Department approval.”

Revise Article 1003.03(a) of the Standard Specifications to read:

“(a) Description. Fine aggregate for HMA shall consist of sand, stone sand, chats, slag sand, or steel slag sand. For gradation FA 22, uncrushed material will not be permitted.”

Revise Article 1003.03(c) of the Standard Specifications to read:

“(c) Gradation. The fine aggregate gradation for all HMA shall be FA 1, FA 2, FA 20, FA 21, or FA 22.

Gradation FA 1, FA 2, or FA 3 shall be used when required for prime coat aggregate application for HMA.”

LANE CLOSURE, MULTILANE, INTERMITTENT OR MOVING OPERATION, FOR SPEEDS ≤ 40 MPH (BDE)

Effective: January 1, 2011

Revised: January 2, 2011

Revise Article 701.19(a) of the Standard Specifications to read:

“(a) Not measured. Traffic control and protection required under Standards 701001, 701006, 701011, 701101, 701106, 701301, 701311, 701400, 701426, and 701427 will not be measured for payment.”

LIQUIDATED DAMAGES (BDE)

Effective: April 1, 2009

Revised: April 1, 2011

Revise the table in Article 108.09 of the Standard Specifications to read:

“Schedule of Deductions for Each Day of Overrun in Contract Time			
Original Contract Amount		Daily Charges	
From More Than	To and Including	Calendar Day	Work Day
\$ 0	\$ 100,000	\$ 475	\$ 675
100,000	500,000	750	1,050
500,000	1,000,000	1,025	1,425
1,000,000	3,000,000	1,275	1,725
3,000,000	6,000,000	1,425	2,000
6,000,000	12,000,000	2,300	3,450
12,000,000	And over	5,800	8,125”

LONG-SPAN GUARDRAIL OVER CULVERT (BDE)

Effective: January 1, 2011

Add the following after the fifth paragraph of Article 630.07 of the Standard Specifications:

“Long-span guardrail over culvert will be measured for payment in feet (meters).”

Add the following after the sixth paragraph of Article 630.08 of the Standard Specifications:

“Steel plate beam guardrail incorporating long-span spacing will be paid for at the contract unit price per foot (meter) for LONG-SPAN GUARDRAIL OVER CULVERT, 12 FT 6 IN (3.8 M) SPAN; LONG-SPAN GUARDRAIL OVER CULVERT, 18 FT 9 IN (5.7 M) SPAN; or LONG-SPAN GUARDRAIL OVER CULVERT, 25 FT (7.6 M) SPAN.”

METAL HARDWARE CAST INTO CONCRETE (BDE)

Effective: April 1, 2008

Revised: April 1, 2009

Add the following to Article 503.02 of the Standard Specifications:

“(g) Metal Hardware Cast into Concrete 1006.13”

Add the following to Article 504.02 of the Standard Specifications:

“(j) Metal Hardware Cast into Concrete 1006.13”

Revise Article 1006.13 of the Standard Specifications to read:

“**1006.13 Metal Hardware Cast into Concrete.** Unless otherwise noted, all steel hardware cast into concrete, such as inserts, brackets, cable clamps, metal casings for formed holes, and other miscellaneous items, shall be galvanized according to AASHTO M 232 or AASHTO M 111. Aluminum inserts will not be allowed. Zinc alloy inserts shall be according to ASTM B 86, Alloys 3, 5, or 7.

The inserts shall be UNC threaded type anchorages having the following minimum certified proof load.

Insert Diameter	Proof Load
5/8 in. (16 mm)	6600 lb (29.4 kN)
3/4 in. (19 mm)	6600 lb (29.4 kN)
1 in. (25 mm)	9240 lb (41.1 kN)”

MULCH AND EROSION CONTROL BLANKETS (BDE)

Effective: November 1, 2010

Revised: April 1, 2011

Revise the first sentence of Article 251.03 of the Standard Specifications to read:

“Within 24 hours of seed placement, mulch by one of the following methods shall be placed on the areas specified.”

Revise Article 251.03(b)(2) of the Standard Specifications to read:

“(2) Procedure 2. This procedure shall consist of stabilizing the straw with an approved mulch blower followed immediately by an overspray application of light-duty hydraulic mulch. The hydraulic mulch shall be according to Article 251.03(c) except that it shall be applied as a slurry of 900 lb (1020 kg) of mulch and 1000 gal (9500 L) of water per acre (hectare) using a hydraulic mulch applicator. The light-duty hydraulic mulch shall be agitated a minimum of five minutes before application and shall be agitated during application. The light-duty hydraulic mulch shall be applied from opposing directions to ensure even coverage.”

Revise Article 251.03(c) of the Standard Specification to read:

“(c) Method 3. This method shall consist of the machine application of a light-duty hydraulic mulch. Seeding shall be conducted as a separate operation and shall not be added to the hydraulic mulch slurry.

Hydraulic mulch shall not be applied when the ambient temperature is at or below freezing. To achieve full and even coverage, the hydraulic mulch shall be applied from two opposing directions. Mixing and application rates shall be according to the manufacturer's recommendations and meet the minimum application rates set in Article 1081.06(a)(2)."

Revise Article 251.03(d) of the Standard Specifications to read:

"(d) Method 3A. This method shall consist of the machine application of a heavy-duty hydraulic mulch. Seeding shall be conducted as a separate operation and shall not be added to the hydraulic mulch slurry. The hydraulic mulch shall not be applied when the ambient temperature is at or below freezing. To achieve full and even coverage, the hydraulic mulch shall be applied from two opposing directions. Mixing and application rates shall be according to the manufacturer's recommendations and meet the minimum application rates set in Article 1081.06(a)(2). The heavy-duty hydraulic mulch shall be applied using a mechanically agitated hydraulic mulching machine."

Add the following to Article 251.03 of the Standard Specifications:

"(e) Method 4. This method shall consist of applying compost combined with a performance additive designed to bind/stabilize the compost. The compost/performance additive mixture shall be applied to the surface of the slope using a pneumatic blower at a depth of 2 in. (50 mm)."

Revise Article 251.04 of the Standard Specifications to read:

"251.04 Erosion Control Blanket. Erosion control blanket may be placed using either excelsior blanket or knitted straw blanket. Within 24 hours of seed placement, blanket shall be placed on the areas specified. Prior to placing the blanket, the areas to be covered shall be relatively free of rocks or clods over 1 1/2 in. (40 mm) in diameter, and sticks or other foreign material which will prevent the close contact of the blanket with the seed bed. If, as a result of rain, the prepared seed bed becomes crusted or eroded, or if eroded places, ruts, or depressions exist for any reason, the Contractor shall rework the soil until it is smooth and reseed such areas which are reworked.

After the area has been properly shaped, fertilized, and seeded, the blanket shall be laid out flat, evenly, and smoothly, without stretching the material. The excelsior and knitted straw blankets shall be placed so that the netting is on the top and the fibers are in contact with the soil. The heavy duty blankets shall be placed so that the heavy duty extruded plastic mesh is on the bottom.

For placement in ditches, the erosion control blanket shall be applied parallel to the centerline of the ditch so that there are no longitudinal seams within 2 ft (600 mm) of the bottom centerline of the ditch. The blanket shall be toed in on the upslope edge and shingled or overlapped with the flow.

On slopes, the blanket shall be applied either horizontally or vertically to the contour, toed in on the upslope edge, and shingled or overlapped with the flow.

When placed adjacent to the roadway, blankets shall be toed in along the edge of shoulder.

Anchoring the blankets shall be according to the manufacturer's specifications."

Revise Article 251.06(b) of the Supplemental Specifications to read:

"(b) Measured Quantities. Mulch Methods 1, 2, 3, 3A and 4 will be measured for payment in place in acres (hectares) of surface area mulched. Erosion control blanket, heavy duty erosion control blanket, and turf reinforcement mat will be measured for payment in place in square yards (square meters)."

Revise Article 251.07 of the Supplemental Specifications to read:

"251.07 Basis of Payment. This work will be paid for at the contract unit price per acre (hectare) for MULCH, METHOD 1; MULCH, METHOD 2; MULCH, METHOD 3; MULCH, METHOD 3A; MULCH, METHOD 4; and at the contract unit price per square yard (square meter) for EROSION CONTROL BLANKET, HEAVY DUTY EROSION CONTROL BLANKET, or TURF REINFORCEMENT MAT."

Revise Article 1081.06(a)(2) of the Standard Specifications to read:

"(2) Hydraulic Mulch. The mulch component shall be comprised of a minimum of 70 percent biodegradable material such as wood cellulose, paper fibers, straw or cotton and shall contain no growth or germination inhibiting factors. The remainder of the components shall consist of the manufacturer's choice of tackifiers and/or strengthening fibers needed to meet the performance specifications. Tackifiers shall be non-toxic and LC 50 test results shall be provided along with the manufacturer's certification. Hydraulic mulch shall disperse evenly and rapidly and remain in slurry when agitated with water. When uniformly applied, the slurry shall form an absorbent cover allowing percolation of water to the underlying surface. Hydraulic mulch shall be packaged in UV and moisture resistant factory labeled packages or bags with the net quantity of the packaged material plainly shown on each package. The biodegradable material shall be relatively free of glossy papers and shall not be water soluble. The hydraulic mulches shall be according to the following.

Light-Duty Hydraulic Mulch	
Property ^{1/}	Value
Functional Longevity ^{2/}	3 months
Minimum Application Rates	2000 lb/acre (2240 kg/ha)
Typical Maximum Slope Gradient (V:H)	≤ 1:3
Maximum Uninterrupted Slope Length	50 ft (15 m)
Maximum C Factor	0.15
Minimum Vegetation Establishment ^{5/}	200 %

Heavy-Duty Hydraulic Mulch	
Property ^{1/}	Value
Functional Longevity ^{2/}	12 months
Minimum Application Rates	3000 lb/acre (3360 kg/ha)
Typical Maximum Slope Gradient (V:H)	≤ 1:2
Maximum Uninterrupted Slope Length	100 ft (30 m)
Maximum C Factor ^{3/ 4/}	0.02
Minimum Vegetation Establishment ^{5/}	400 %

- 1/ This table sets minimum requirements only. Refer to manufacturer recommendations for application rates, instructions, gradients, maximum continuous slope lengths and other site specific recommendations.
- 2/ Manufacturer's estimated time period, based upon field observations, that a material can be anticipated to provide erosion control as influenced by its composition and site-specific conditions.
- 3/ "C" Factor calculated as ratio of soil loss from HECP protected slope (tested at specified or greater gradient, h:v) to ratio of soil loss from unprotected (control) plot based on large-scale testing.
- 4/ Large-scale test methods shall be according to ASTM D 6459.
- 5/ Minimum vegetation establishment shall be calculated according to ASTM D 7322.

The manufacturer shall furnish a certification with each shipment of hydraulic mulch stating the number of packages or bags furnished and that the material complies with these requirements."

NATIONAL POLLUTANT DISCHARGE ELIMINATION SYSTEM / EROSION AND SEDIMENT CONTROL DEFICIENCY DEDUCTION (BDE)

Effective: April 1, 2007

Revised: November 1, 2009

Revise Article 105.03(a) of the Standard Specifications to read:

"(a) National Pollutant Discharge Elimination System (NPDES) / Erosion and Sediment Control Deficiency Deduction When the Engineer is notified or determines an erosion and/or sediment control deficiency(s) exists, or the Contractor's activities represents a violation of the Department's NPDES permits, the Engineer will notify and direct the Contractor to correct the deficiency within a specified time. The specified time, which begins upon notification to the Contractor, will be from 1/2 hour to 1 week based on the urgency of the situation and the nature of the work effort required. The Engineer will be the sole judge.

A deficiency may be any lack of repair, maintenance, or implementation of erosion and/or sediment control devices included in the contract, or any failure to comply with the conditions of the Department's NPDES permits. A deficiency may also be applied to situations where corrective action is not an option such as the failure to participate in a jobsite inspection of the project, failure to install required measures prior to initiating earth moving operations, disregard of concrete washout requirements, or other disregard of the NPDES permit.

If the Contractor fails to correct a deficiency within the specified time, a daily monetary deduction will be imposed for each calendar day or portion of a calendar day until the deficiency is corrected to the satisfaction of the Engineer. The calendar day(s) will begin with notification to the Contractor and end with the Engineer's acceptance of the correction. The base value of the daily monetary deduction is \$1000.00 and will be applied to each location for which a deficiency exists. The value of the deficiency deduction assessed for each infraction will be determined by multiplying the base value by a Gravity Adjustment Factor provided in Table A.

Except for failure to participate in a required jobsite inspection of the project prior to initiating earthmoving operations which will be based on the total acreage of planned disturbance at the following multipliers: <5 Acres: 1; 5-10 Acres: 2; >10-25 Acres: 3; >25 Acres: 5. For those deficiencies where corrective action was not an option, the monetary deduction will be immediate and will be valued at one calendar day multiplied by a Gravity Adjustment Factor.

Table A Deficiency Deduction Gravity Adjustment Factors				
Types of Violations	Soil Disturbed and Not Permanently Stabilized At Time of Violation			
	< 5 Acres	5 - 10 Acres	>10 - 25 Acres	> 25 Acres
Failure to Install or Properly Maintain BMP	0.1 - 0.5	0.2 - 1.0	0.5 - 2.5	1.0 - 5
Careless Destruction of BMP	0.2 - 1	0.5 - 2.5	1.0 - 5.	1.0 - 5
Intrusion into Protected Resource	1.0 - 5	1.0 - 5	2.0 - 10	2.0 - 10
Failure to properly manage Chemicals, Concrete Washouts or Residuals, Litter or other Wastes	0.2 - 1	0.2 - 1	0.5 - 2.5	1.0 - 5
Improper Vehicle and Equipment Maintenance, Fueling or Cleaning	0.1 - 0.5	0.2 - 1	0.2 - 1	0.5 - 2.5
Failure to Provide or Update Written or Graphic Plans Required by SWPPP	0.2 - 1	0.5 - 2.5	1.0 - 5	1.0 - 5
Failure to comply with Other Provisions of the NPDES Permit	0.1 - 0.5	0.2 - 1	0.2 - 1	0.5 - 2.5"

PAYMENTS TO SUBCONTRACTORS (BDE)

Effective: June 1, 2000

Revised: January 1, 2006

Federal regulations found at 49 CFR §26.29 mandate the Department to establish a contract clause to require Contractors to pay subcontractors for satisfactory performance of their subcontracts and to set the time for such payments.

State law also addresses the timing of payments to be made to subcontractors and material suppliers. Section 7 of the Prompt Payment Act, 30 ILCS 540/7, requires that when a Contractor receives any payment from the Department, the Contractor shall make corresponding, proportional payments to each subcontractor and material supplier performing work or supplying material within 15 calendar days after receipt of the Department payment. Section 7 of the Act further provides that interest in the amount of two percent per month, in addition to the payment due, shall be paid to any subcontractor or material supplier by the Contractor if the payment required by the Act is withheld or delayed without reasonable cause. The Act also provides that the time for payment required and the calculation of any interest due applies to transactions between subcontractors and lower-tier subcontractors and material suppliers throughout the contracting chain.

This Special Provision establishes the required federal contract clause, and adopts the 15 calendar day requirement of the State Prompt Payment Act for purposes of compliance with the federal regulation regarding payments to subcontractors. This contract is subject to the following payment obligations.

When progress payments are made to the Contractor according to Article 109.07 of the Standard Specifications, the Contractor shall make a corresponding payment to each subcontractor and material supplier in proportion to the work satisfactorily completed by each subcontractor and for the material supplied to perform any work of the contract. The proportionate amount of partial payment due to each subcontractor and material supplier throughout the contracting chain shall be determined by the quantities measured or otherwise determined as eligible for payment by the Department and included in the progress payment to the Contractor. Subcontractors and material suppliers shall be paid by the Contractor within 15 calendar days after the receipt of payment from the Department. The Contractor shall not hold retainage from the subcontractors. These obligations shall also apply to any payments made by subcontractors and material suppliers to their subcontractors and material suppliers; and to all payments made to lower tier subcontractors and material suppliers throughout the contracting chain. Any payment or portion of a payment subject to this provision may only be withheld from the subcontractor or material supplier to whom it is due for reasonable cause.

This Special Provision does not create any rights in favor of any subcontractor or material supplier against the State or authorize any cause of action against the State on account of any payment, nonpayment, delayed payment, or interest claimed by application of the State Prompt Payment Act. The Department will not approve any delay or postponement of the 15 day requirement except for reasonable cause shown after notice and hearing pursuant to Section 7(b) of the State Prompt Payment Act. State law creates other and additional remedies available to any subcontractor or material supplier, regardless of tier, who has not been paid for work properly performed or material furnished. These remedies are a lien against public funds set forth in Section 23(c) of the Mechanics Lien Act, 770 ILCS 60/23(c), and a recovery on the Contractor's payment bond according to the Public Construction Bond Act, 30 ILCS 550.

POST MOUNTING OF SIGNS (BDE)

Effective: January 1, 2011

Revise the second paragraph of Article 701.14 of the Standard Specifications to read:

“Post mounted signs shall be a breakaway design. The sign shall be within five degrees of vertical. Two posts shall be used for signs greater than 16 sq ft (1.5 sq m) in area or where the height between the sign and the ground exceeds 7 ft (2.1 m).”

PRECAST CONCRETE HANDLING HOLES (BDE)

Effective: January 1, 2007

Add the following to Article 540.02 of the Standard Specifications:

“(g) Handling Hole Plugs 1042.16”

Add the following paragraph after the sixth paragraph of Article 540.06 of the Standard Specifications:

“Handling holes shall be filled with a precast concrete plug and sealed with mastic or mortar, or filled with a polyethylene plug. The plug shall not project beyond the inside surface after installation. When metal lifting inserts are used, their sockets shall be filled with mastic or mortar.”

Add the following to Article 542.02 of the Standard Specifications:

“(ee) Handling Hole Plugs 1042.16”

Revise the fifth paragraph of Article 542.04(d) of the Standard Specifications to read:

“Handling holes in concrete pipe shall be filled with a precast concrete plug and sealed with mastic or mortar; or filled with a polyethylene plug. The plug shall not project beyond the inside surface after installation.”

Add the following to Article 550.02 of the Standard Specifications:

“(o) Handling Hole Plugs 1042.16”

Replace the fourth sentence of the fifth paragraph of Article 550.06 of the Standard Specifications with the following:

“Handling holes in concrete pipe shall be filled with a precast concrete plug and sealed with mastic or mortar; or filled with a polyethylene plug. The plug shall not project beyond the inside surface after installation.”

Add the following to Article 602.02 of the Standard Specifications:

“(p) Handling Hole Plugs 1042.16(a)”

Replace the fifth sentence of the first paragraph of Article 602.07 of the Standard Specifications with the following:

“Handling holes shall be filled with a precast concrete plug and sealed with mastic or mortar. The plug shall not project beyond the inside surface after installation. When metal lifting inserts are used, their sockets shall be filled with mastic or mortar.”

Add the following to Section 1042 of the Standard Specifications:

“**1042.16 Handling Hole Plugs.** Plugs for handling holes in precast concrete products shall be as follows.

- (a) Precast Concrete Plug. The precast concrete plug shall have a tapered shape and shall have a minimum compressive strength of 3000 psi (20,700 kPa) at 28 days.
- (b) Polyethylene Plug. The polyethylene plug shall have a “mushroom” shape with a flat round top and a stem with three different size ribs. The plug shall fit snugly and cover the handling hole.

The plug shall be according to the following.

Mechanical Properties	Test Method	Value (min.)
Flexural Modulus	ASTM D 790	3300 psi (22,750 kPa)
Tensile Strength (Break)	ASTM D 638	1600 psi (11,030 kPa)
Tensile Strength (Yield)	ASTM D 638	1200 psi (8270 kPa)

Thermal Properties	Test Method	Value (min.)
Brittle Temperature	ASTM D 746	-49 °F (-45 °C)
Vicat Softening Point	ASTM D 1525	194 °F (90 °C)"

RAILROAD PROTECTIVE LIABILITY INSURANCE (BDE)

Effective: December 1, 1986

Revised: January 1, 2006

Description. Railroad Protective Liability and Property Damage Liability Insurance shall be carried according to Article 107.11 of the Standard Specifications. A separate policy is required for each railroad unless otherwise noted.

NAMED INSURED & ADDRESS	NUMBER & SPEED OF PASSENGER TRAINS	NUMBER & SPEED OF FREIGHT TRAINS
Dakota Minnesota & Eastern (DME) Railroad, d/b/a the Canadian Pacific RR 501 Marquette Avenue, Suite 1510 Minneapolis, MN 55402 Mitch Carlson, Public Works Coordinator	0	7 per day at 50 MPH
DOT/AAR No.: 372409F RR Division: Dakota Minnesota Eastern	RR Mile Post: 120.25 RR Branch: Main	
For Freight/Passenger Information Contact: Mitch Carlson For Insurance Information Contact: Mitch Carlson		Phone: (612) 851-5713 Email: Mitch_Carlson@cpr.ca

COMMENTS: Railroad Flaggers are required when working within 25 feet of the tracks.
 Please contact Mitch Carlson to schedule the Railroad Flaggers needed.

Approval of Insurance. The original and one certified copy of each required policy shall be submitted to the following address for approval:

Illinois Department of Transportation
 Bureau of Design and Environment
 2300 South Dirksen Parkway, Room 326
 Springfield, Illinois 62764

The Contractor will be advised when the Department has received approval of the insurance from the railroad(s). Before any work begins on railroad right-of-way, the Contractor shall submit to the Engineer evidence that the required insurance has been approved by the railroad(s). The Contractor shall also provide the Engineer with the expiration date of each required policy.

Basis of Payment. Providing Railroad Protective Liability and Property Damage Liability Insurance will be paid for at the contract unit price per Lump Sum for RAILROAD PROTECTIVE LIABILITY INSURANCE.

RAISED REFLECTIVE PAVEMENT MARKERS (BDE)

Effective: November 1, 2009

Revised: April 1, 2010

Revise the first sentence of the second paragraph of Article 781.03(a) of the Standard Specifications to read:

“The pavement shall be cut to match the bottom contour of the marker using a concrete saw fitted with 18 and 20 in. (450 and 500 mm) diameter blades.”

RECLAIMED ASPHALT PAVEMENT (RAP) (BDE)

Effective: January 1, 2007

Revised: January 1, 2011

In Article 1030.02(g), delete the last sentence of the first paragraph in (Note 2).

Revise Section 1031 of the Standard Specifications to read:

“SECTION 1031. RECLAIMED ASPHALT PAVEMENT

1031.01 Description. Reclaimed asphalt pavement (RAP) is reclaimed asphalt pavement resulting from cold milling or crushing of an existing dense graded hot-mix asphalt (HMA) pavement. The Contractor shall supply written documentation that the RAP originated from routes or airfields under federal, state, or local agency jurisdiction.

1031.02 Stockpiles. The Contractor shall construct individual, sealed RAP stockpiles meeting one of the following definitions. No additional RAP shall be added to the pile after the pile has been sealed. Stockpiles shall be sufficiently separated to prevent intermingling at the base. Stockpiles shall be identified by signs indicating the type as listed below (i.e. “Homogeneous Surface”).

Prior to milling, the Contractor shall request the District to provide verification of the quality of the RAP to clarify appropriate stockpile.

- (a) Fractionated RAP (FRAP). FRAP shall consist of RAP from Class I, Superpave (High ESAL), HMA (High ESAL), or equivalent mixtures. The coarse aggregate in FRAP shall be crushed aggregate and may represent more than one aggregate type and/or quality but shall be at least C quality. All FRAP shall be fractionated prior to testing by screening into a minimum of two size fractions with the separation occurring on or between the #4 (4.75 mm) and 1/2 in. (12.5 mm) sieves. Agglomerations shall be minimized such that 100 percent of the RAP in the coarse fraction shall pass one sieve size larger than the maximum sieve size specified for the mix the RAP will be used in.
- (b) Homogeneous. Homogeneous RAP stockpiles shall consist of RAP from Class I, Superpave (High ESAL), HMA (High ESAL), or equivalent mixtures and represent: 1) the same aggregate quality, but shall be at least C quality; 2) the same type of crushed aggregate (either crushed natural aggregate, ACBF slag, or steel slag); 3) similar gradation; and 4) similar asphalt binder content. If approved by the Engineer, combined single pass surface/binder millings may be considered “homogenous” with a quality rating dictated by the lowest coarse aggregate quality present in the mixture.

- (c) Conglomerate. Conglomerate RAP stockpiles shall consist of RAP from Class I, Superpave (High ESAL), HMA (High ESAL), or equivalent mixtures. The coarse aggregate in this RAP shall be crushed aggregate and may represent more than one aggregate type and/or quality but shall be at least C quality. This RAP may have an inconsistent gradation and/or asphalt binder content prior to processing. All conglomerate RAP shall be processed prior to testing by crushing to where all RAP shall pass the 5/8 in. (16 mm) or smaller screen. Conglomerate RAP stockpiles shall not contain steel slag or other expansive material as determined by the Department.
- (d) Conglomerate "D" Quality (DQ). Conglomerate DQ RAP stockpiles shall consist of RAP from Class I, Superpave (High or Low ESAL), HMA (High or Low ESAL), or equivalent mixtures. The coarse aggregate in this RAP may be crushed or round but shall be at least D quality. This RAP may have an inconsistent gradation and/or asphalt binder content. Conglomerate DQ RAP stockpiles shall not contain steel slag or other expansive material as determined by the Department.
- (e) Non-Quality. RAP stockpiles that do not meet the requirements of the stockpile categories listed above shall be classified as "Non-Quality".

RAP/FRAP containing contaminants, such as earth, brick, sand, concrete, sheet asphalt, bituminous surface treatment (i.e. chip seal), pavement fabric, joint sealants, etc., will be unacceptable unless the contaminants are removed to the satisfaction of the Engineer. Sheet asphalt shall be stockpiled separately.

1031.03 Testing. When used in HMA, the RAP/FRAP shall be sampled and tested either during or after stockpiling.

For testing during stockpiling, washed extraction samples shall be run at the minimum frequency of one sample per 500 tons (450 metric tons) for the first 2000 tons (1800 metric tons) and one sample per 2000 tons (1800 metric tons) thereafter. A minimum of five tests shall be required for stockpiles less than 4000 tons (3600 metric tons).

For testing after stockpiling, the Contractor shall submit a plan for approval to the District proposing a satisfactory method of sampling and testing the RAP/FRAP pile either in-situ or by restockpiling. The sampling plan shall meet the minimum frequency required above and detail the procedure used to obtain representative samples throughout the pile for testing.

Before extraction, each field sample shall be split to obtain two samples of test sample size. One of the two test samples from the final split shall be labeled and stored for Department use. The Contractor shall extract the other test sample according to Department procedure. The Engineer reserves the right to test any sample (split or Department-taken) to verify Contractor test results.

Evaluation of Test Results. All of the extraction results shall be compiled and averaged for asphalt binder content and gradation and, when applicable G_{mm} . Individual extraction test results, when compared to the averages, will be accepted if within the tolerances listed below.

Parameter	FRAP/Homogeneous/Conglomerate	Conglomerate "D" Quality
1 in. (25 mm)		± 5 %
1/2 in. (12.5 mm)	± 8 %	± 15 %
No. 4 (4.75 mm)	± 6 %	± 13 %
No. 8 (2.36 mm)	± 5 %	
No. 16 (1.18 mm)		± 15 %
No. 30 (600 μm)	± 5 %	
No. 200 (75 μm)	± 2.0 %	± 4.0 %
Asphalt Binder	± 0.4 % ^{1/}	± 0.5 %
G _{mm}	± 0.03	

1/ The tolerance for FRAP shall be ± 0.3 %.

If more than 20 percent of the individual sieves are out of the gradation tolerances, or if more than 20 percent of the asphalt binder content test results fall outside the appropriate tolerances, the RAP/FRAP shall not be used in HMA unless the RAP/FRAP representing the failing tests is removed from the stockpile. All test data and acceptance ranges shall be sent to the District for evaluation.

With the approval of the Engineer, the ignition oven may be substituted for extractions according to the Illinois Test Procedure, "Calibration of the Ignition Oven for the Purpose of Characterizing Reclaimed Asphalt Pavement (RAP)".

1031.04 Quality Designation of Aggregate in RAP/FRAP.

(a) The aggregate quality of the RAP for homogenous, conglomerate, and conglomerate "D" quality stockpiles shall be set by the lowest quality of coarse aggregate in the RAP stockpile and are designated as follows.

- (1) RAP from Class I, Superpave (High ESAL)/HMA (High ESAL), or HMA (Low ESAL) IL-9.5L surface mixtures are designated as containing Class B quality coarse aggregate.
- (2) RAP from Superpave (Low ESAL)/HMA (Low ESAL) IL-19.0L binder mixture is designated as Class D quality coarse aggregate.
- (3) RAP from Class I, Superpave (High ESAL), or HMA (High ESAL) binder mixtures, bituminous base course mixtures, and bituminous base course widening mixtures are designated as containing Class C quality coarse aggregate.
- (4) RAP from bituminous stabilized subbase and BAM shoulders are designated as containing Class D quality coarse aggregate.

(b) The aggregate quality of FRAP shall be determined as follows.

- (1) If the Engineer has documentation of the quality of the FRAP aggregate, the Contractor shall use the assigned quality provided by the Engineer. If the quality is not known, the quality shall be determined according to Article 1031.04(b)(2).
- (2) Fractionated stockpiles containing plus #4 (4.75 mm) sieve coarse aggregate shall have a maximum tonnage of 5000 tons (4500 metric tons). The Contractor shall obtain a representative sample witnessed by the Engineer.

The sample shall be a minimum of 50 lb (25 kg). The sample shall be extracted according to Illinois Modified AASHTO T 164 by a consultant prequalified by the Department for the specified testing. The consultant shall submit the test results along with the recovered aggregate to the District Office. The cost for this testing shall be paid by the Contractor. The District will forward the sample to the BMPR Aggregate Lab for MicroDeval Testing, according to Illinois Modified AASHTO T 327. A maximum loss of 15.0 percent will be applied for all HMA applications.”

1031.05 Use of RAP/FRAP in HMA. The use of RAP/FRAP shall be a Contractor’s option when constructing HMA in all contracts. The use of RAP/FRAP in HMA shall be as follows.

- (a) Coarse Aggregate Size. The coarse aggregate in all RAP shall be equal to or less than the nominal maximum size requirement for the HMA mixture to be produced.
- (b) Steel Slag Stockpiles. RAP stockpiles containing steel slag or other expansive material, as determined by the Department, shall be homogeneous and will be approved for use in HMA (High ESAL and Low ESAL) surface mixtures only.
- (c) Use in HMA Surface Mixtures (High and Low ESAL). RAP/FRAP stockpiles for use in HMA surface mixtures (High and Low ESAL) shall be FRAP or homogeneous in which the coarse aggregate is Class B quality or better.
- (d) Use in HMA Binder Mixtures (High and Low ESAL), HMA Base Course, and HMA Base Course Widening. RAP/FRAP stockpiles for use in HMA binder mixtures (High and Low ESAL), HMA base course, and HMA base course widening shall be FRAP, homogeneous, or conglomerate, in which the coarse aggregate is Class C quality or better.
- (e) Use in Shoulders and Subbase. RAP/FRAP stockpiles for use in HMA shoulders and stabilized subbase (HMA) shall be FRAP, homogeneous, conglomerate, or conglomerate DQ.
- (f) When the Contractor chooses the RAP option, the percentage of RAP shall not exceed the amounts indicated in the table below for a given N Design.

Max RAP Percentage

HMA Mixtures ^{1/, 3/}	Maximum % RAP		
	Binder/Leveling Binder	Surface	Polymer Modified
30	30	30	10
50	25	15	10
70	15 / 25 ^{2/}	10 / 15 ^{2/}	10
90	10	10	10
105	10	10	10

1/ For HMA shoulder and stabilized subbase (HMA) N-30, the amount of RAP shall not exceed 50% of the mixture.

2/ Value of Max % RAP if homogeneous RAP stockpile of IL-9.5 RAP is utilized.

- 3/ When RAP exceeds 20 percent, the high and low virgin asphalt binder grades shall each be reduced by one grade (i.e. 25 percent RAP would require a virgin asphalt binder grade of PG64-22 to be reduced to a PG58-28). If warm mix asphalt (WMA) technology is utilized, and production temperatures do not exceed 275 °F (135 °C) the grades shall be reduced as follows:

Overlays:

When WMA contains between 20 and 30 percent RAP the high temperature shall be reduced by one grade (i.e. 25 percent RAP would require a virgin asphalt binder grade of PG64-22 to be reduced to a PG58-22). When WMA contains 30 percent or more RAP the high and low temperature grades shall each be reduced by one grade (i.e. 35 percent RAP would require a virgin asphalt binder grade of PG64-22 to be reduced to a PG58-28).

Full Depth:

When WMA contains between 20 and 30 percent RAP, the low temperature shall be reduced by one grade (i.e. 25 percent RAP would require a virgin asphalt binder grade of PG64-22 to be reduced to a PG64-28). When the WMA contains 30 percent or more RAP the high and low temperature grades shall each be reduced by one grade (i.e. 35 percent RAP would require a virgin asphalt binder grade of PG64-22 to be reduced to a PG58-28).

- (g) When the Contractor chooses the FRAP option, the percentage of FRAP shall not exceed the amounts indicated in the table below for a given N Design.

Max FRAP Percentage

HMA Mixtures ^{1/, 2/}	Maximum % FRAP		
	Binder/Leveling Binder	Surface	Polymer Modified
Ndesign			
30	35	35	10
50	30	25	10
70	25	20	10
90	20	15	10
105	10	10	10

- 1/ For HMA shoulder and stabilized subbase (HMA) N30, the amount of FRAP shall not exceed 50 percent of the mixture.
- 2/ When FRAP exceeds 20 percent, the high and low virgin asphalt binder grades shall each be reduced by one grade (i.e. 25 percent FRAP would require a virgin asphalt binder grade of PG64-22 to be reduced to a PG58-28). If warm mix asphalt (WMA) technology is utilized, and production temperatures do not exceed 275°F (135 °C) the grades shall be reduced as follows:

Overlays:

When WMA contains between 20 and 30 percent FRAP the high temperature shall be reduced by one grade (i.e. 25 percent FRAP would require a virgin asphalt binder grade of PG64-22 to be reduced to a PG58-22). When WMA contains 30 percent or more FRAP the high and low temperature grades shall each be reduced by one grade (i.e. 35 percent FRAP would require a virgin asphalt binder grade of PG64-22 to be reduced to a PG58-28).

Full Depth:

When WMA contains between 20 and 30 percent FRAP, the low temperature shall be reduced by one grade (i.e. 25 percent FRAP would require a virgin asphalt binder grade of PG64-22 to be reduced to a PG64-28). When the WMA contains 30 percent or more FRAP the high and low temperature grades shall each be reduced by one grade (i.e. 35 percent FRAP would require a virgin asphalt binder grade of PG64-22 to be reduced to a PG58-28).

1031.06 HMA Mix Designs. At the Contractor's option, HMA mixtures may be constructed utilizing RAP/FRAP material meeting the above detailed requirements.

RAP/FRAP designs shall be submitted for volumetric verification. If additional RAP/FRAP stockpiles are tested and found that no more than 20 percent of the results, as defined under "Testing" herein, are outside of the control tolerances set for the original RAP/FRAP stockpile and HMA mix design, and meets all of the requirements herein, the additional RAP/FRAP stockpiles may be used in the original mix design at the percent previously verified.

1031.07 HMA Production. The coarse aggregate in all RAP used shall be equal to or less than the nominal maximum size requirement for the HMA mixture being produced.

To remove or reduce agglomerated material, a scalping screen, gator, crushing unit, or comparable sizing device approved by the Engineer shall be used in the RAP feed system to remove or reduce oversized material. If material passing the sizing device adversely affects the mix production or quality of the mix, the sizing device shall be set at a size specified by the Engineer.

If the RAP/FRAP control tolerances or QC/QA test results require corrective action, the Contractor shall cease production of the mixture containing RAP/FRAP and either switch to the virgin aggregate design or submit a new RAP/FRAP design.

HMA plants utilizing RAP/FRAP shall be capable of automatically recording and printing the following information.

(a) Dryer Drum Plants.

- (1) Date, month, year, and time to the nearest minute for each print.
- (2) HMA mix number assigned by the Department.
- (3) Accumulated weight of dry aggregate (combined or individual) in tons (metric tons) to the nearest 0.1 ton (0.1 metric ton).
- (4) Accumulated dry weight of RAP/FRAP in tons (metric tons) to the nearest 0.1 ton (0.1 metric ton).
- (5) Accumulated mineral filler in revolutions, tons (metric tons), etc. to the nearest 0.1 unit.
- (6) Accumulated asphalt binder in gallons (liters), tons (metric tons), etc. to the nearest 0.1 unit.

(7) Residual asphalt binder in the RAP/FRAP material as a percent of the total mix to the nearest 0.1 percent.

(8) Aggregate and RAP/FRAP moisture compensators in percent as set on the control panel. (Required when accumulated or individual aggregate and RAP/FRAP are printed in wet condition.)

(b) Batch Plants.

(1) Date, month, year, and time to the nearest minute for each print.

(2) HMA mix number assigned by the Department.

(3) Individual virgin aggregate hot bin batch weights to the nearest pound (kilogram).

(4) Mineral filler weight to the nearest pound (kilogram).

(5) RAP/FRAP weight to the nearest pound (kilogram).

(6) Virgin asphalt binder weight to the nearest pound (kilogram).

(7) Residual asphalt binder in the RAP/FRAP material as a percent of the total mix to the nearest 0.1 percent.

The printouts shall be maintained in a file at the plant for a minimum of one year or as directed by the Engineer and shall be made available upon request. The printing system will be inspected by the Engineer prior to production and verified at the beginning of each construction season thereafter.

1031.08 RAP in Aggregate Surface Course and Aggregate Shoulders. The use of RAP in aggregate surface course and aggregate shoulders shall be as follows.

(a) Stockpiles and Testing. RAP stockpiles may be any of those listed in Article 1031.02, except "Non-Quality" and "FRAP". The testing requirements of Article 1031.03 shall not apply.

(b) Gradation. One hundred percent of the RAP material shall pass the 1 1/2 in. (37.5 mm) sieve. The RAP material shall be reasonably well graded from coarse to fine. RAP material that is gap-graded or single sized will not be accepted."

SAFETY EDGE (BDE)

Effective: April 1, 2011

Add the following to Article 406.06 of the Standard Specifications:

"(h) Safety Edge. The HMA surface course at the edge of pavement, or edge of shoulder strip, shall be finished with a safety edge as shown on the plans.

The device which forms the safety edge shall be mounted on the paver screed against the end gate and shall be removable or be able to be lifted when not in use. The device shall be designed to maintain contact with surface of the shoulder and allow automatic transition to cross roads, driveways and obstructions. The device shall also constrain the HMA material and increase the consolidation of the extruded profile. The use of a conventional single plate strike-off will not be allowed.

Rollers will not be allowed on the sloped face of the safety edge."

SEEDING (BDE)

Effective: July 1, 2004

Revised: July 1, 2010

Revise the following seeding mixtures shown in Table 1 of Article 250.07 of the Standard Specifications to read:

"Table 1 - SEEDING MIXTURES		
Class – Type	Seeds	lb/acre (kg/hectare)
1A Salt Tolerant Lawn Mixture 7/	Bluegrass Perennial Ryegrass Red Fescue (Audubon, Sea Link, or Epic) Hard Fescue (Rescue 911, Spartan II, or Reliant IV) Fults Salt Grass 1/ or Salty Alkaligrass	60 (70) 20 (20) 20 (20) 20 (20) 60 (70)
2 Roadside Mixture 7/	Tall Fescue (Inferno, Tarheel II, Quest, Blade Runner, or Falcon IV) Perennial Ryegrass Creeping Red Fescue Red Top	100 (110) 50 (55) 40 (50) 10 (10)
2A Salt Tolerant Roadside Mixture 7/	Tall Fescue (Inferno, Tarheel II, Quest, Blade Runner, or Falcon IV) Perennial Ryegrass Red Fescue (Audubon, Sea Link, or Epic) Hard Fescue (Rescue 911, Spartan II, or Reliant IV) Fults Salt Grass 1/ or Salty Alkaligrass	60 (70) 20 (20) 30 (20) 30 (20) 60 (70)
3 Northern Illinois Slope Mixture 7/	Elymus Canadensis (Canada Wild Rye) Perennial Ryegrass Alsike Cover 2/ Desmanthus Illinoensis (Illinois Bundleflower) 2/, 5/ Andropogon Scoparius (Little Bluestem) 5/ Bouteloua Curtipendula (Side-Oats Grama) Fults Salt Grass 1/ or Salty Alkaligrass Oats, Spring Slender Wheat Grass 5/ Buffalo Grass (Cody or Bowie) 4/, 5/, 9/	5 (5) 20 (20) 5 (5) 2 (2) 12 (12) 10 (10) 30 (35) 50 (55) 15 (15) 5 (5)
6A Salt Tolerant Conservation Mixture	Andropogon Scoparius (Little Bluestem) 5/ Elymus Canadensis (Canada Wild Rye) 5/ Buffalo Grass (Cody or Bowie) 4/, 5/, 9/ Vernal Alfalfa 2/ Oats, Spring Fults Salt Grass 1/ or Salty Alkaligrass	5 (5) 2 (2) 5 (5) 15 (15) 48 (55) 20 (20)"

Revise Note 7 of Table 1 – Seeding Mixtures of Article 250.07 of the Standard Specifications to read:

“7/ In Districts 1 through 6, the planting times shall be April 1 to June 15 and August 1 to November 1. In Districts 7 through 9, the planting times shall be March 1 to June 1 and August 1 to November 15. Seeding may be performed outside these dates provided the Contractor guarantees a minimum of 75 percent uniform growth over the entire seeded area(s) after a period of establishment. Inspection dates for the period of establishment will be as follows: Seeding conducted in Districts 1 through 6 between June 16 and July 31 will be inspected after April 15 and seeding conducted between November 2 and March 31 will be inspected after September 15. Seeding conducted in Districts 7 through 9 between June 2 and July 31 will be inspected after April 15 and seeding conducted between November 16 and February 28 will be inspected after September 15. The guarantee shall be submitted to the Engineer in writing prior to performing the work. After the period of establishment, areas not exhibiting 75 percent uniform growth shall be interseeded or reseeded, as determined by the Engineer, at no additional cost to the Department.”

Revise the first paragraph of Article 1081.04(a) of the Standard Specifications to read:

“(a) Sampling and Testing. Each lot of seed furnished shall be tested by a State Agriculture Department (including other States) or by land grant college or university agricultural sections or by a Registered Seed Technologist. Germination testing of seed shall be accomplished within the 12 months prior to the seed being installed on the project.”

Delete the last sentence of the first paragraph of Article 1081.04(c)(2) of the Standard Specifications.

Revise Table II of Article 1081.04(c)(6) of the Standard Specifications to read:

TABLE II						
Variety of Seeds	Hard Seed % Max.	Purity % Min.	Pure Live Seed % Min.	Weed % Max.	Secondary * Noxious Weeds No. per oz (kg) Max. Permitted	Notes
Alfalfa	20	92	89	0.50	6 (211)	1/
Clover, Alsike	15	92	87	0.30	6 (211)	2/
Red Fescue, Audubon	0	97	82	0.10	3 (105)	-
Red Fescue, Creeping	-	97	82	1.00	6 (211)	-
Red Fescue, Epic	-	98	83	0.05	1 (35)	-
Red Fescue, Sea Link	-	98	83	0.10	3 (105)	-
Tall Fescue, Blade Runner	-	98	83	0.10	2 (70)	-
Tall Fescue, Falcon IV	-	98	83	0.05	1 (35)	-
Tall Fescue, Inferno	0	98	83	0.10	2 (70)	-
Tall Fescue, Tarheel II	-	97	82	1.00	6 (211)	-
Tall Fescue, Quest	0	98	83	0.10	2 (70)	-
Fults Salt Grass	0	98	85	0.10	2 (70)	-
Salty Alkaligrass	0	98	85	0.10	2 (70)	-
Kentucky Bluegrass	-	97	80	0.30	7 (247)	4/
Oats	-	92	88	0.50	2 (70)	3/
Redtop	-	90	78	1.80	5 (175)	3/

Ryegrass, Perennial, Annual	-	97	85	0.30	5 (175)	3/
Rye, Grain, Winter	-	92	83	0.50	2 (70)	3/
Hard Fescue, Reliant IV	-	98	83	0.05	1 (35)	-
Hard Fescue, Rescue 911	0	97	82	0.10	3 (105)	-
Hard Fescue, Spartan II	-	98	83	0.10	3 (105)	-
Timothy	-	92	84	0.50	5 (175)	3/
Wheat, hard Red Winter	-	92	89	0.50	2 (70)	3/”

Revise the first sentence of the first paragraph of Article 1081.04(c)(7) of the Standard Specifications to read:

“The seed quantities indicated per acre (hectare) for Prairie Grass Seed in Classes 3, 3A, 4, 4A, 6, and 6A in Article 250.07 shall be the amounts of pure, live seed per acre (hectare) for each species listed.”

SELF-CONSOLIDATING CONCRETE FOR PRECAST PRODUCTS (BDE)

Effective: July 1, 2004

Revised: July 1, 2010

Definition. Self-consolidating concrete is a flowable mixture that does not require mechanical vibration for consolidation.

Usage. Self-consolidating concrete may be used for precast concrete products.

Materials. Materials shall be according to Section 1021 of the Standard Specifications.

Mix Design Criteria. The mix design criteria shall be as follows:

- (a) The minimum cement factor shall be according to Article 1020.04 of the Standard Specifications. If the maximum cement factor is not specified, it shall not exceed 7.05 cwt/cu yd (418 kg/cu m).
- (b) The maximum allowable water/cement ratio shall be according to Article 1020.04 of the Standard Specifications or 0.44, whichever is lower.
- (c) The slump requirements of Article 1020.04 of the Standard Specifications shall not apply.
- (d) The coarse aggregate gradations shall be CA 13, CA 14, CA 16, or a blend of these gradations. CA 11 may be used when the Contractor provides satisfactory evidence to the Engineer that the mix will not segregate. The fine aggregate proportion shall be a maximum 50 percent by weight (mass) of the total aggregate used.
- (e) The slump flow range shall be ± 2 in. (± 50 mm) of the Contractor target value, and within the overall Department range of 20 in. (510 mm) minimum to 28 in. (710 mm) maximum.
- (f) The visual stability index shall be a maximum of 1.
- (g) The J-ring value shall be a maximum of 4 in. (100 mm). The Contractor may specify a lower maximum in the mix design.
- (h) The L-box blocking ratio shall be a minimum of 60 percent. The Contractor may specify a higher minimum in the mix design.

- (i) The hardened visual stability index shall be a maximum of 1.

Mixing Portland Cement Concrete. In addition to Article 1020.11 of the Standard Specifications, the mixing time for central-mixed concrete shall not be reduced as a result of a mixer performance test. Truck-mixed or shrink-mixed concrete shall be mixed in a truck mixer for a minimum of 100 revolutions.

Wash water, if used, shall be completely discharged from the drum or container before the succeeding batch is introduced.

The batch sequence, mixing speed, and mixing time shall be appropriate to prevent cement balls and mix foaming for central-mixed, truck-mixed, and shrink-mixed concrete.

Placing and Consolidating. The maximum distance of horizontal flow from the point of deposit shall be 25 ft (7.6 m), unless approved otherwise by the Engineer.

Concrete shall be rodded with a piece of lumber, conduit, or vibrator if the material has lost its fluidity prior to placement of additional concrete. The vibrator shall be the pencil head type with a maximum diameter or width of 1 in. (25 mm). Any other method for restoring the fluidity of the concrete shall be approved by the Engineer.

Mix Design Approval. The Contractor shall obtain mix design approval according to the Department's Policy Memorandum "Quality Control/Quality Assurance Program for Precast Concrete Products".

SUBCONTRACTOR MOBILIZATION PAYMENTS (BDE)

Effective: April 2, 2005

Revised: April 1, 2011

To account for the preparatory work and operations necessary for the movement of subcontractor personnel, equipment, supplies, and incidentals to the project site and for all other work or operations that must be performed or costs incurred when beginning work approved for subcontracting according to Article 108.01 of the Standard Specifications, the Contractor shall make a mobilization payment to each subcontractor.

This mobilization payment shall be made at least 14 days prior to the subcontractor starting work. The amount paid shall be equal to 3 percent of the amount of the subcontract reported on form BC 260A submitted for the approval of the subcontractor's work.

The mobilization payment to the subcontractor is an advance payment of the reported amount of the subcontract and is not a payment in addition to the amount of the subcontract; therefore, the amount of the advance payment will be deducted from future progress payments.

This provision shall be incorporated directly or by reference into each subcontract approved by the Department.

TEMPORARY EROSION CONTROL (BDE)

Effective: November 1, 2002

Revised: January 1, 2011

Add the following to Article 280.02 of the Standard Specifications to read:

“(k) Filter Fabric 1080.03
(l) Urethane Foam/Geotextile 1081.15(i)”

Revise the third paragraph of Article 280.03 of the Standard Specifications to read:

“Erosion control systems shall be installed prior to beginning any activities which will potentially create erodible conditions. Erosion control systems for areas outside the limits of construction such as storage sites, plant sites, waste sites, haul roads, and Contractor furnished borrow sites shall be installed prior to beginning soil disturbing activities at each area. These offsite systems shall be designed by the Contractor and be subject to the approval of the Engineer.”

Add the following paragraph after the third paragraph of Article 280.03 of the Standard Specifications:

“The temporary erosion and sediment control systems shown on the plans represent the minimum systems anticipated for the project. Conditions created by the Contractor’s operations, or for the Contractor’s convenience, which are not covered by the plans, shall be protected as directed by the Engineer at no additional cost to the Department. Revisions or modifications of the erosion and sediment control systems shall have the Engineer’s written approval.”

Revise Article 280.04(a) of the Standard Specifications to read:

“(a) Temporary Ditch Checks. This system consists of the construction of temporary ditch checks to prevent siltation, erosion, or scour of ditches and drainage ways. Temporary ditch checks shall be constructed with products from the Department’s approved list, rolled excelsior, or with aggregate placed on filter fabric when specified. Filter fabric shall be installed according to the requirements of Section 282. Riprap shall be placed according to Article 281.04. Manufactured ditch checks shall be installed according to the manufacturer’s specifications. Spacing of ditch checks shall be such that the low point in the center of one ditch check is at the same elevation as the base of the ditch check immediately upstream. Temporary ditch checks shall be sufficiently long enough that the top of the device in the middle of the ditch is 6 in. (150 mm) lower than the bottom of the terminating ends of the ditch side slopes.

When rolled excelsior is used, each ditch check shall be installed and maintained such that the device is no less than 10 in. (250 mm) high at the point of overflow. Units installed at a spacing requiring a height greater than 10 in. (250 mm) shall be maintained at the height for the spacing at which they were originally installed.”

Revise the last sentence of the first paragraph Article 280.04(b) of the Standard Specifications to read:

“The barrier shall be constructed with rolled excelsior, silt filter fence, or urethane foam/geotextiles.”

Revise the last sentence of the first paragraph of Article 280.04(g) of the Standard Specifications to read:

“The temporary mulch cover shall be installed according to Article 251.03 except for any reference to seeding.”

Add the following to Article 280.04 of the Standard Specifications:

- (h) Temporary Erosion Control Blanket. This system consists of temporarily installing erosion control blanket or heavy duty erosion control blanket over areas that are to be reworked during a later construction phase. Work shall be according to Article 251.04 except references to seeding and fertilizer shall not apply. When an area is to be reworked more than once, the blanket shall be carefully removed, properly stored, and then reinstalled over the same area.”

Revise Article 280.07(b) of the Standard Specifications to read:

- “(b) Temporary Ditch Checks. This work will be measured for payment along the long axis of the device in place in feet (meters) except for aggregate ditch checks which will be measured for payment in tons (metric tons). Payment will not be made for aggregate in excess of 108 percent of the amount specified by the Engineer.”

Revise Article 280.07(f) of the Standard Specifications to read:

- “(f) Temporary Mulch. This work will be measured for payment according to Article 251.05(b).”

Add the following to Article 280.07 of the Standard Specifications:

- “(g) Temporary Erosion Control Blanket. This work will be measured for payment in place in square yards (square meters) of actual surface covered.

Add the following paragraph after the ninth paragraph of Article 280.07 of the Standard Specifications:

“Temporary or permanent erosion control systems required for areas outside the limits of construction will not be measured for payment.”

Revise Article 280.08(b) of the Standard Specifications to read:

- “(b) Temporary Ditch Checks. This work will be paid for at the contract unit price per foot (meter) for TEMPORARY DITCH CHECKS except for aggregate ditch checks which will be paid for at the contract unit price per ton (metric ton) for AGGREGATE DITCH CHECKS.”

Revise Article 280.08(f) of the Standard Specifications to read:

- “(f) Temporary Mulch. Temporary Mulch will be paid for according to Article 251.06.”

Add the following to Article 280.08 of the Standard Specifications:

- “(g) Temporary Erosion Control Blanket. Temporary Erosion Control Blanket will be paid for at the contract unit price per square yard (square meter) for TEMPORARY EROSION CONTROL BLANKET or TEMPORARY HEAVY DUTY EROSION CONTROL BLANKET.

The work of removing, storing, and reinstalling the blanket over areas to be reworked more than once will not be paid for separately but shall be included in the cost of the temporary erosion control blanket or temporary heavy duty erosion control blanket.”

Delete the tenth (last) paragraph of Article 280.08 of the Standard Specifications.

Revise the second sentence of the first paragraph of Article 1081.15(e) of the Standard Specifications to read:

“The upstream facing of the aggregate ditch check shall be constructed of gradation CA 3. The remainder of the ditch check shall be constructed of gradation RR 3.”

Revise Article 1081.15(f) of the Supplemental Specifications to read:

“(f) Rolled Excelsior. Rolled excelsior shall consist of an excelsior fiber filling totally encased inside netting and sealed with metal clips or knotted at the ends. The fiber density shall be a minimum of 1.24 lb/cu ft (20 kg/cu m) based on a moisture content of 22 percent at manufacturing. The netting shall be composed of a polyester or polypropylene material which retains 70 percent of its strength after 500 hours of exposure to sunlight. The maximum opening of the net shall be 1 x 1 in. (25 x 25 mm).”

Add the following to Article 1081.15 of the Standard Specifications:

“(i) Urethane Foam/Geotextile. Urethane foam/geotextile shall be triangular shaped having a minimum height of 10 in. (250 mm) in the center with equal sides and a minimum 20 in. (500 mm) base. The triangular shaped inner material shall be a low density urethane foam. The outer cover shall be a woven geotextile fabric placed around the inner material and allowed to extend beyond both sides of the triangle a minimum of 18 in. (450 mm).

(1) The geotextile shall meet the following properties:

Property	Value	Test Method
Grab Tensile Strength lb (N) (min.)	124 (550) min.	ASTM D 4632
Grab Elongation @ Brake (percent)	15 min.	ASTM D 4632
Burst Strength psi (kPa)	280 (1930) min.	ASTM D 3786
AOS (Sieve No.)	30 min.	ASTM D 4751
UV Resistance (500 hours) (percent)	80 min.	ASTM D 4355

(2) The urethane foam shall meet the following properties:

Property	Value	Test Method
Density lb/cu ft (kg/cu m)	1.0 ± 0.1 (16.0 ± 1.6)	ASTM D 3574
Tensile Strength psi (kPa)	10 (70) min.	ASTM D 3574
Elongation (percent)	125 min.	ASTM D 3574
Tear Resistance lb/in. (N/mm)	1.25 (0.22)	ASTM D 3574”

TRUCK MOUNTED/TRAILER MOUNTED ATTENUATORS (BDE)

Effective: January 1, 2010

Revise Article 701.03(k) of the Standard Specifications to read:

“(k) Truck Mounted/Trailer Mounted Attenuators 1106.02”

Revise Article 701.15(h) of the Standard Specifications to read:

“(h) Truck Mounted/Trailer Mounted Attenuators (TMA). TMA units shall have a roll ahead distance in the event of an impact. The TMA shall be between 100 and 200 ft (30 and 60 m) behind the vehicle ahead or the workers. This distance may be extended by the Engineer.

TMA host vehicles shall have the parking brake engaged when stationary.

The driver and passengers of the TMA host vehicle should exit the vehicle if the TMA is to remain stationary for 15 minutes or more in duration.”

Revise Article 1106.02(g) of the Standard Specifications to read:

“(g) Truck Mounted/Trailer Mounted Attenuators. The attenuator shall be a NCHRP 350 approved unit for Test Level 3. Test Level 2 may be used as directed by the Engineer for normal posted speeds less than or equal to 45 mph.”

UTILITY COORDINATION AND CONFLICTS (BDE)

Effective: April 1, 2011

Revise Article 105.07 of the Standard Specifications to read:

“**105.07 Cooperation with Utilities.** The Department reserves the right at any time to allow work by utilities on or near the work covered by the contract. The Contractor shall conduct his/her work so as not to interfere with or hinder the progress or completion of the work being performed by utilities. The Contractor shall also arrange the work and shall place and dispose of the materials being used so as not to interfere with the operations of utility work in the area.

The Contractor shall cooperate with the owners of utilities in their removal and rearrangement operations so work may progress in a reasonable manner, duplication or rearrangement of work may be reduced to a minimum, and services rendered by those parties will not be unnecessarily interrupted.

The Contractor shall coordinate with any planned utility adjustment or new installation and the Contractor shall take all precautions to prevent disturbance or damage to utility facilities. Any failure on the part of the utility owner, or their representative, to proceed with any planned utility adjustment or new installation shall be reported promptly by the Contractor to the Engineer.”

Revise the first sentence of the last paragraph of Article 107.19 of the Standard Specifications to read:

“When the Contractor encounters unexpected regulated substances due to the presence of utilities in unanticipated locations, the provisions of Article 107.40 shall apply; otherwise, if the Engineer does not direct a resumption of operations, the provisions of Article 108.07 shall apply.”

Revise Article 107.31 of the Standard Specification to read:

“107.31 Reserved.”

Add the following four Articles to Section 107 of the Standard Specifications:

“107.37 Locations of Utilities within the Project Limits. All known utilities existing within the limits of construction are either indicated on the plans or visible above ground. For the purpose of this Article, the limits of proposed construction are defined as follows:

(a) Limits of Proposed Construction for Utilities Paralleling the Roadway.

- (1) The horizontal limits shall be a vertical plane, outside of, parallel to, and 2 ft (600 mm) distant at right angles from the plan or revised slope limits.

In cases where the limits of excavation for structures are not shown on the plans, the horizontal limits shall be a vertical plane 4 ft (1.2 m) outside the edges of structure footings or the structure where no footings are required.

- (2) The upper vertical limits shall be the regulations governing the roadbed clearance for the specific utility involved.
- (3) The lower vertical limits shall be either the top of the utility at the depth below the proposed grade as prescribed by the governing agency or the limits of excavation, whichever is less.

(b) Limits of Proposed Construction for Utilities Crossing the Roadway in a Generally Transverse Direction.

- (1) Utilities crossing excavations for structures that are normally made by trenching such as sewers, underdrains, etc. and all minor structures such as manholes, inlets, foundations for signs, foundations for traffic signals, etc., the limits shall be the space to be occupied by the proposed permanent construction, unless otherwise required by the regulations governing the specific utility involved.
- (2) For utilities crossing the proposed site of major structures such as bridges, sign trusses, etc., the limits shall be as defined above for utilities extending in the same general direction as the roadway.

It is understood and agreed that the Contractor has considered in the bid all of the permanent and temporary utilities in their present and/or adjusted positions as indicated in the contract. It is further understood the actual location of the utilities may be located anywhere within the tolerances provided in 220 ILCS 50/2.8 or Administrative Code Title 92 Part 530.40(c), and the proximity of some utilities to construction may require extraordinary measures by the Contractor to protect those utilities.

No additional compensation will be allowed for any delays, inconveniences, or damages sustained by the Contractor due to the presence of or any claimed interference from known utility facilities or any adjustment of them, except as specifically provided in the contract.

107.38 Adjustments of Utilities within the Project Limits. The adjustment of utilities consists of the relocation, removal, replacement, rearrangements, reconstruction, improvement, disconnection, connection, shifting, new installation, or altering of an existing utility facility in any manner.

Utilities which are to be adjusted shall be adjusted by the utility owner or the owner's representative or by the Contractor as a contract item. Generally, arrangements for adjusting known utilities will be made by the Department prior to project construction; however, utilities will not necessarily be adjusted in advance of project construction and, in some cases, utilities will not be removed from the proposed construction limits as described in Article 107.37. When utility adjustments must be performed in conjunction with construction, the utility adjustment work will be indicated in the contract.

The Contractor may make arrangements for adjustment of utilities indicated in the contract, but not scheduled by the Department for adjustment, provided the Contractor furnishes the Department with a signed agreement with the utility owner covering the adjustments to be made. The cost of any such adjustments shall be the responsibility of the Contractor.

107.39 Contractor's Responsibility for Locating and Protecting Utility Property and Services. At points where the Contractor's operations are adjacent to properties or facilities of utility companies, or are adjacent to other property, damage to which might result in considerable expense, loss, or inconvenience, work shall not be commenced until all arrangements necessary for the protection thereof have been made.

Within the State of Illinois, a State-Wide One Call Notice System has been established for notifying utilities. Outside the city limits of the City of Chicago, the system is known as the Joint Utility Locating Information for Excavators (JULIE) System. Within the city limits of the City of Chicago the system is known as DIGGER. All utility companies and municipalities which have buried utility facilities in the State of Illinois are a part of this system.

The Contractor shall call JULIE (800-892-0123) or DIGGER (312-744-7000), a minimum of 48 hours in advance of work being done in the area, and they will notify all member utility companies involved their respective utility should be located.

For utilities which are not members of JULIE or DIGGER, the Contractor shall contact the owners directly. The plan general notes will indicate which utilities are not members of JULIE or DIGGER.

The following table indicates the color of markings required of the State-Wide One Call Notification System.

Utility Service	Color
Electric Power, Distribution and Transmission	Safety Red
Municipal Electric Systems	Safety Red
Gas Distribution and Transmission	High Visibility Safety Yellow
Oil Distribution and Transmission	High Visibility Safety Yellow
Telephone and Telegraph System	Safety Alert Orange
Community Antenna Television Systems	Safety Alert Orange
Water Systems	Safety Precaution Blue
Sewer Systems	Safety Green
Non-Potable Water and Slurry Lines	Safety Purple
Temporary Survey	Safety Pink
Proposed Excavation	Safety White (Black when snow is on the ground)

The State-Wide One Call Notification System will provide for horizontal locations of utilities. When it is determined that the vertical location of the utility is necessary to facilitate construction, the Engineer may make the request for location from the utility after receipt of notice from the Contractor. If the utility owner does not field locate their facilities to the satisfaction of the Engineer, the Engineer will authorize the Contractor in writing to proceed to locate the facilities in the most economical and reasonable manner, subject to the approval of the Engineer, and be paid according to Article 109.04.

The Contractor shall be responsible for maintaining the excavations or markers provided by the utility owners.

The Contractor shall take all necessary precautions for the protection of the utility facilities. The Contractor shall be responsible for any damage or destruction of utility facilities resulting from neglect, misconduct, or omission in the Contractor's manner or method of execution or nonexecution of the work, or caused by defective work or the use of unsatisfactory materials. Whenever any damage or destruction of a utility facility occurs as a result of work performed by the Contractor, the utility company will be immediately notified. The utility company will make arrangements to restore such facility to a condition equal to that existing before any such damage or destruction was done.

In the event of interruption of utility services as a result of accidental breakage or as a result of being exposed or unsupported, the Contractor shall promptly notify the proper authority and shall cooperate with the said authority in the restoration of service. If water service is interrupted, repair work shall be continuous until the service is restored. No work shall be undertaken around fire hydrants until provisions for continued service have been approved by the local fire authority.

107.40 Conflicts with Utilities. Except as provided hereinafter, the discovery of a utility in an unanticipated location will be evaluated according to Article 104.03. It is understood and agreed that the Contractor has considered in the bid all facilities not meeting the definition of a utility in an unanticipated location and no additional compensation will be allowed for any delays, inconveniences, or damages sustained by the Contractor due to the presence of or any claimed interference from such facilities.

When the Contractor discovers a utility in an unanticipated location, the Contractor shall not interfere with said utility, shall take proper precautions to prevent damage or interruption of the utility, and shall promptly notify the Engineer of the nature and location of said utility.

- (a) Definition. A utility in an unanticipated location is defined as an active or inactive utility, which is either:
- (1) Located underground and (a) not shown in any way in any location on the contract documents; (b) not identified in writing by the Department to the Contractor prior to the letting; or (c) not located relative to the location shown in the contract within the tolerances provided in 220 ILCS 50/2.8 or Administrative Code Title 92 Part 530.40(c); or
 - (2) Located above ground or underground and not relocated as provided in the contract.

Service connections shall not be considered to be utilities in unanticipated locations.

(b) Compensation. Compensation will not be allowed for delays, inconveniences, or damages sustained by the Contractor from conflicts with facilities not meeting the above definition; or if a conflict with a utility in an unanticipated location does not cause a shutdown of the work applicable to the utility or a documentable reduction in the rate of progress exceeding the limits set herein. The provisions of Article 104.03 notwithstanding, compensation for delays caused by a utility in an unanticipated location will be paid according to the provisions of this Article governing minor and major delays or reduced rate of production which are defined as follows:

- (1) Minor Delay. A minor delay occurs when the Contractor's operation is completely stopped by a utility in an unanticipated location for more than two hours, but not to exceed three weeks.
- (2) Major Delay. A major delay occurs when the Contractor's operation is completely stopped by a utility in an unanticipated location for more than three weeks.
- (3) Reduced Rate of Production Delay. A reduced rate of production delay occurs when the contractor's rate of production decreases by more than 25 percent and lasts longer than seven days.

(c) Payment. Payment for Minor, Major and Reduced Rate of Production Delays will be made as follows.

- (1) Minor Delay. Labor idled which cannot be used on other work will be paid for according to Article 109.04(b)(1) and (2) for the time between start of the delay and the minimum remaining hours in the work shift required by the prevailing practice in the area.

Equipment idled which cannot be used on other work will be paid for according to Article 109.04(b)(4). The length of time paid for will be the time between start of delay and eight hours working time from start of shift being worked.

For delays exceeding the initial shift, excluding Saturdays, Sundays, and holidays, Contractor-owned equipment idled by the delay which cannot be used on other work and remaining at the work site, will be paid at one-half the rate permitted in Article 109.04(b)(4) using a maximum eight hours per day for computation purposes. Equipment rented from an independent source will be paid at rates being paid by the Contractor plus move-in move-out costs, but the total amount paid will not exceed three weeks rental.

- (2) Major Delay. Labor will be the same as for a minor delay.

Equipment will be the same as for a minor delay, except Contractor-owned equipment will be limited to three weeks plus the cost of move-out to either the Contractor's yard or another job, whichever is less. Rental equipment may be paid for longer than three weeks provided the Contractor presents adequate support to the Department (including lease agreement) to show retaining equipment on the job is the most economical course to follow and in the public interest.

- (3) Reduced Rate of Production Delay. The Contractor will be compensated for the reduced productivity for labor and equipment time in excess of the 25 percent threshold for that portion of the delay in excess of seven days.

Determination of compensation will be in accordance with Article 104.02, except labor and material additives will not be permitted.

Whether covered by (1), (2) or (3) above, additional traffic control required as a result of the operation(s) delayed will be paid for according to Article 109.04 for the total length of the delay.

If the delay is clearly shown to have caused work, which would have otherwise been completed, to be done after material or labor costs have increased, such increases may be paid. Payment for materials will be limited to increased cost substantiated by documentation furnished by the Contractor. Payment for increased labor rates will include those items in Article 109.04(b)(1) and (2), except the 35 percent and ten percent additives will not be permitted. On a working day contract, a delay occurring between November 30 and May 1, when work has not started, will not be considered as eligible for payment of measured labor and material costs.

Project overhead (not including interest) will be allowed when all progress on the contract has been delayed, and will be calculated as 15 percent of the delay claim.

- (d) Other Obligations of Contractor. Upon payment of a claim under this provision, the Contractor shall assign subrogation rights to the Department for the Department's efforts of recovery from any other party for monies paid by the Department as a result of any claim under this Provision. The Contractor shall fully cooperate with the Department in its efforts to recover from another party any money paid to the Contractor for delay damages under this Provision."

WORKING DAYS (BDE)

Effective: January 1, 2002

The Contractor shall complete the work within **45** working days.

BITUMINOUS MATERIALS COST ADJUSTMENTS (BDE) (RETURN FORM WITH BID)

Effective: November 2, 2006

Revised: April 1, 2009

Description. Bituminous material cost adjustments will be made to provide additional compensation to the Contractor, or credit to the Department, for fluctuations in the cost of bituminous materials when optioned by the Contractor. The adjustments shall apply to permanent and temporary hot-mix asphalt (HMA) mixtures, bituminous surface treatments (cover and seal coats), and pavement preservation type surface treatments. The adjustments shall not apply to bituminous prime coats, tack coats, crack filling/sealing, or joint filling/sealing.

The bidder shall indicate on the attached form whether or not this special provision will be part of the contract and submit the completed form with his/her bid. Failure to submit the form, or failure to fill out the form completely, shall make this contract exempt of bituminous materials cost adjustments.

Method of Adjustment. Bituminous materials cost adjustments will be computed as follows.

$$CA = (BPI_P - BPI_L) \times (\%AC_V / 100) \times Q$$

- Where: CA = Cost Adjustment, \$.
BPI_P = Bituminous Price Index, as published by the Department for the month the work is performed, \$/ton (\$/metric ton).
BPI_L = Bituminous Price Index, as published by the Department for the month prior to the letting, \$/ton (\$/metric ton).
%AC_V = Percent of virgin Asphalt Cement in the Quantity being adjusted. For HMA mixtures, the % AC_V will be determined from the adjusted job mix formula. For bituminous materials applied, a performance graded or cutback asphalt will be considered to be 100% AC_V and undiluted emulsified asphalt will be considered to be 65% AC_V.
Q = Authorized construction Quantity, tons (metric tons) (see below).

For HMA mixtures measured in square yards: $Q, \text{ tons} = A \times D \times (G_{mb} \times 46.8) / 2000$. For HMA mixtures measured in square meters: $Q, \text{ metric tons} = A \times D \times (G_{mb} \times 24.99) / 1000$. When computing adjustments for full-depth HMA pavement, separate calculations will be made for the binder and surface courses to account for their different G_{mb} and % AC_V.

For bituminous materials measured in gallons: $Q, \text{ tons} = V \times 8.33 \text{ lb/gal} \times SG / 2000$
For bituminous materials measured in liters: $Q, \text{ metric tons} = V \times 1.0 \text{ kg/L} \times SG / 1000$

- Where: A = Area of the HMA mixture, sq yd (sq m).
D = Depth of the HMA mixture, in. (mm).
 G_{mb} = Average bulk specific gravity of the mixture, from the approved mix design.
V = Volume of the bituminous material, gal (L).
SG = Specific Gravity of bituminous material as shown on the bill of lading.

Basis of Payment. Bituminous materials cost adjustments may be positive or negative but will only be made when there is a difference between the BPI_L and BPI_P in excess of five percent, as calculated by:

$$\text{Percent Difference} = \{(BPI_L - BPI_P) \div BPI_L\} \times 100$$

Bituminous materials cost adjustments will be calculated for each calendar month in which applicable bituminous material is placed; and will be paid or deducted when all other contract requirements for the work placed during the month are satisfied. The adjustments shall not apply during contract time subject to liquidated damages for completion of the entire contract.

RETURN WITH BID

**ILLINOIS DEPARTMENT
OF TRANSPORTATION**

**OPTION FOR
BITUMINOUS MATERIALS COST ADJUSTMENTS**

The bidder shall submit this completed form with his/her bid. Failure to submit the form, or failure to fill out the form completely, shall make this contract exempt of bituminous materials cost adjustments. After award, this form, when submitted, shall become part of the contract.

Contract No.: _____

Company Name: _____

Contractor's Option:

Is your company opting to include this special provision as part of the contract?

Yes No

Signature: _____ **Date:** _____

FUEL COST ADJUSTMENT (BDE) (RETURN FORM WITH BID)

Effective: April 1, 2009

Revised: July 1, 2009

Description. Fuel cost adjustments will be made to provide additional compensation to the Contractor, or a credit to the Department, for fluctuations in fuel prices when optioned by the Contractor. The bidder shall indicate on the attached form whether or not this special provision will be part of the contract and submit the completed form with his/her bid. Failure to submit the form or failure to indicate contract number, company name and sign and date the form shall make this contract exempt of fuel cost adjustments for all categories of work. Failure to indicate "Yes" for any category of work will make that category of work exempt from fuel cost adjustment.

General. The fuel cost adjustment shall apply to contract pay items as grouped by category. The adjustment shall only apply to those categories of work checked "Yes", and only when the cumulative plan quantities for a category exceed the required threshold. Adjustments to work items in a category, either up or down, and work added by adjusted unit price will be subject to fuel cost adjustment only when the category representing the added work was subject to the fuel cost adjustment. Added work paid for by time and materials will not be subject to fuel cost adjustment. Category descriptions and thresholds for application and the fuel usage factors which are applicable to each are as follows:

(a) Categories of Work.

- (1) Category A: Earthwork. Contract pay items performed under Sections 202, 204, and 206 including any modified standard or nonstandard items where the character of the work to be performed is considered earthwork. The cumulative total of all applicable item plan quantities shall exceed 25,000 cu yd (20,000 cu m). Included in the fuel usage factor is a weighted average 0.10 gal/cu yd (0.50 liters/cu m) factor for trucking.
- (2) Category B: Subbases and Aggregate Base Courses. Contract pay items constructed under Sections 311, 312 and 351 including any modified standard or nonstandard items where the character of the work to be performed is considered construction of a subbase or aggregate, stabilized or modified base course. The cumulative total of all applicable item plan quantities shall exceed 5000 tons (4500 metric tons). Included in the fuel usage factor is a 0.60 gal/ton (2.50 liters/metric ton) factor for trucking.
- (3) Category C: Hot-Mix Asphalt (HMA) Bases, Pavements and Shoulders. Contract pay items constructed under Sections 355, 406, 407 and 482 including any modified standard or nonstandard items where the character of the work to be performed is considered HMA bases, pavements and shoulders. The cumulative total of all applicable item plan quantities shall exceed 5000 tons (4500 metric tons). Included in the fuel usage factor is 0.60 gal/ton (2.50 liters/metric ton) factor for trucking.

- (4) Category D: Portland Cement Concrete (PCC) Bases, Pavements and Shoulders. Contract pay items constructed under Sections 353, 420, 421 and 483 including any modified standard or nonstandard items where the character of the work to be performed is considered PCC base, pavement or shoulder. The cumulative total of all applicable item plan quantities shall exceed 7500 sq yd (6000 sq m). Included in the fuel usage factor is 1.20 gal/cu yd (5.94 liters/cu m) factor for trucking.
- (5) Category E: Structures. Structure items having a cumulative bid price that exceeds \$250,000 for pay items constructed under Sections 502, 503, 504, 505, 512, 516 and 540 including any modified standard or nonstandard items where the character of the work to be performed is considered structure work when similar to that performed under these sections and not included in categories A through D.

(b) Fuel Usage Factors.

English Units		
Category	Factor	Units
A - Earthwork	0.34	gal / cu yd
B – Subbase and Aggregate Base courses	0.62	gal / ton
C – HMA Bases, Pavements and Shoulders	1.05	gal / ton
D – PCC Bases, Pavements and Shoulders	2.53	gal / cu yd
E – Structures	8.00	gal / \$1000

Metric Units		
Category	Factor	Units
A - Earthwork	1.68	liters / cu m
B – Subbase and Aggregate Base courses	2.58	liters / metric ton
C – HMA Bases, Pavements and Shoulders	4.37	liters / metric ton
D – PCC Bases, Pavements and Shoulders	12.52	liters / cu m
E – Structures	30.28	liters / \$1000

(c) Quantity Conversion Factors.

Category	Conversion	Factor
B	sq yd to ton	0.057 ton / sq yd / in depth
	sq m to metric ton	0.00243 metric ton / sq m / mm depth
C	sq yd to ton	0.056 ton / sq yd / in depth
	sq m to metric ton	0.00239 m ton / sq m / mm depth
D	sq yd to cu yd	0.028 cu yd / sq yd / in depth
	sq m to cu m	0.001 cu m / sq m / mm depth

Method of Adjustment. Fuel cost adjustments will be computed as follows.

$$CA = (FPI_P - FPI_L) \times FUF \times Q$$

Where: CA = Cost Adjustment, \$
FPI_P = Fuel Price Index, as published by the Department for the month the work is performed, \$/gal (\$/liter)
FPI_L = Fuel Price Index, as published by the Department for the month prior to the letting, \$/gal (\$/liter)
FUF = Fuel Usage Factor in the pay item(s) being adjusted
Q = Authorized construction Quantity, tons (metric tons) or cu yd (cu m)

The entire FUF indicated in paragraph (b) will be used regardless of use of trucking to perform the work.

Progress Payments. Fuel cost adjustments will be calculated for each calendar month in which applicable work is performed; and will be paid or deducted when all other contract requirements for the items of work are satisfied. The adjustments shall not apply during contract time subject to liquidated damages for completion of the entire contract.

Final Quantities. Upon completion of the work and determination of final pay quantities, an adjustment will be prepared to reconcile any differences between estimated quantities previously paid and the final quantities. The value for the balancing adjustment will be based on a weighted average of FPI_P and Q only for those months requiring the cost adjustment. The cost adjustment will be applicable to the final measured quantities of all applicable pay items.

Basis of Payment. Fuel cost adjustments may be positive or negative but will only be made when there is a difference between the FPI_L and FPI_P in excess of five percent, as calculated by:

$$\text{Percent Difference} = \{(FPI_L - FPI_P) \div FPI_L\} \times 100$$

Return With Bid

**ILLINOIS DEPARTMENT
OF TRANSPORTATION**

**OPTION FOR
FUEL COST ADJUSTMENT**

The bidder shall submit this completed form with his/her bid. Failure to submit the form or properly complete contract number, company name, and sign and date the form shall make this contract exempt of fuel cost adjustments in all categories. Failure to indicate "Yes" for any category of work at the time of bid will make that category of work exempt from fuel cost adjustment. After award, this form, when submitted shall become part of the contract.

Contract No.: _____

Company Name: _____

Contractor's Option:

Is your company opting to include this special provision as part of the contract plans for the following categories of work?

- | | | |
|--|-----|--------------------------|
| Category A Earthwork. | Yes | <input type="checkbox"/> |
| Category B Subbases and Aggregate Base Courses | Yes | <input type="checkbox"/> |
| Category C HMA Bases, Pavements and Shoulders | Yes | <input type="checkbox"/> |
| Category D PCC Bases, Pavements and Shoulders | Yes | <input type="checkbox"/> |
| Category E Structures | Yes | <input type="checkbox"/> |

Signature: _____ **Date:** _____

STEEL COST ADJUSTMENT (BDE) (RETURN FORM WITH BID)

Effective: April 2, 2004

Revised: April 1, 2009

Description. Steel cost adjustments will be made to provide additional compensation to the Contractor, or a credit to the Department, for fluctuations in steel prices when optioned by the Contractor. The bidder shall indicate on the attached form whether or not this special provision will be part of the contract and submit the completed form with his/her bid. Failure to submit the form or failure to indicate contract number, company name, and sign and date the form shall make this contract exempt of steel cost adjustments for all items of steel. Failure to indicate "Yes" for any item of work will make that item of steel exempt from steel cost adjustment.

Types of Steel Products. An adjustment will be made for fluctuations in the cost of steel used in the manufacture of the following items:

Metal Piling (excluding temporary sheet piling)
Structural Steel
Reinforcing Steel

Other steel materials such as dowel bars, tie bars, mesh reinforcement, guardrail, steel traffic signal and light poles, towers and mast arms, metal railings (excluding wire fence), and frames and grates will be subject to a steel cost adjustment when the pay items they are used in has a contract value of \$10,000 or greater.

Documentation. Sufficient documentation shall be furnished to the Engineer to verify the following:

- (a) The dates and quantity of steel, in lb (kg), shipped from the mill to the fabricator.
- (b) The quantity of steel, in lb (kg), incorporated into the various items of work covered by this special provision. The Department reserves the right to verify submitted quantities.

Method of Adjustment. Steel cost adjustments will be computed as follows:

$$SCA = Q \times D$$

Where: SCA = steel cost adjustment, in dollars
Q = quantity of steel incorporated into the work, in lb (kg)
D = price factor, in dollars per lb (kg)

$$D = MPI_M - MPI_L$$

Where: MPI_M = The Materials Cost Index for steel as published by the Engineering News-Record for the month the steel is shipped from the mill. The indices will be converted from dollars per 100 lb to dollars per lb (kg).

MPI_L = The Materials Cost Index for steel as published by the Engineering News-Record for the month prior to the letting. The indices will be converted from dollars per 100 lb to dollars per lb (kg).

The unit weights (masses) of steel that will be used to calculate the steel cost adjustment for the various items are shown in the attached table.

No steel cost adjustment will be made for any products manufactured from steel having a mill shipping date prior to the letting date.

If the Contractor fails to provide the required documentation, the method of adjustment will be calculated as described above; however, the MPI_M will be based on the date the steel arrives at the job site. In this case, an adjustment will only be made when there is a decrease in steel costs.

Basis of Payment. Steel cost adjustments may be positive or negative but will only be made when there is a difference between the MPI_L and MPI_M in excess of five percent, as calculated by:

$$\text{Percent Difference} = \{(MPI_L - MPI_M) \div MPI_L\} \times 100$$

Steel cost adjustments will be calculated by the Engineer and will be paid or deducted when all other contract requirements for the items of work are satisfied. Adjustments will only be made for fluctuations in the cost of the steel as described herein. No adjustment will be made for changes in the cost of manufacturing, fabrication, shipping, storage, etc.

The adjustments shall not apply during contract time subject to liquidated damages for completion of the entire contract.

Attachment

Item	Unit Mass (Weight)
Metal Piling (excluding temporary sheet piling)	
Furnishing Metal Pile Shells 12 in. (305 mm), 0.179 in. (3.80 mm) wall thickness	23 lb/ft (34 kg/m)
Furnishing Metal Pile Shells 12 in. (305 mm), 0.250 in. (6.35 mm) wall thickness	32 lb/ft (48 kg/m)
Furnishing Metal Pile Shells 14 in. (356 mm), 0.250 in. (6.35 mm) wall thickness	37 lb/ft (55 kg/m)
Other piling	See plans
Structural Steel	See plans for weights (masses)
Reinforcing Steel	See plans for weights (masses)
Dowel Bars and Tie Bars	6 lb (3 kg) each
Mesh Reinforcement	63 lb/100 sq ft (310 kg/sq m)
Guardrail	
Steel Plate Beam Guardrail, Type A w/steel posts	20 lb/ft (30 kg/m)
Steel Plate Beam Guardrail, Type B w/steel posts	30 lb/ft (45 kg/m)
Steel Plate Beam Guardrail, Types A and B w/wood posts	8 lb/ft (12 kg/m)
Steel Plate Beam Guardrail, Type 2	305 lb (140 kg) each
Steel Plate Beam Guardrail, Type 6	1260 lb (570 kg) each
Traffic Barrier Terminal, Type 1 Special (Tangent)	730 lb (330 kg) each
Traffic Barrier Terminal, Type 1 Special (Flared)	410 lb (185 kg) each
Steel Traffic Signal and Light Poles, Towers and Mast Arms	
Traffic Signal Post	11 lb/ft (16 kg/m)
Light Pole, Tenon Mount and Twin Mount, 30 - 40 ft (9 - 12 m)	14 lb/ft (21 kg/m)
Light Pole, Tenon Mount and Twin Mount, 45 - 55 ft (13.5 - 16.5 m)	21 lb/ft (31 kg/m)
Light Pole w/Mast Arm, 30 - 50 ft (9 - 15.2 m)	13 lb/ft (19 kg/m)
Light Pole w/Mast Arm, 55 - 60 ft (16.5 - 18 m)	19 lb/ft (28 kg/m)
Light Tower w/Luminaire Mount, 80 - 110 ft (24 - 33.5 m)	31 lb/ft (46 kg/m)
Light Tower w/Luminaire Mount, 120 - 140 ft (36.5 - 42.5 m)	65 lb/ft (97 kg/m)
Light Tower w/Luminaire Mount, 150 - 160 ft (45.5 - 48.5 m)	80 lb/ft (119 kg/m)
Metal Railings (excluding wire fence)	
Steel Railing, Type SM	64 lb/ft (95 kg/m)
Steel Railing, Type S-1	39 lb/ft (58 kg/m)
Steel Railing, Type T-1	53 lb/ft (79 kg/m)
Steel Bridge Rail	52 lb/ft (77 kg/m)
Frames and Grates	
Frame	250 lb (115 kg)
Lids and Grates	150 lb (70 kg)

RETURN WITH BID

ILLINOIS DEPARTMENT OF TRANSPORTATION

OPTION FOR STEEL COST ADJUSTMENT

The bidder shall submit this completed form with his/her bid. Failure to submit the form or properly complete contract number, company name, and sign and date the form shall make this contract exempt of steel cost adjustments for all items of steel. Failure to indicate "Yes" for any item of work will make that item of steel exempt from steel cost adjustment. After award, this form, when submitted shall become part of the contract.

Contract No.: _____

Company Name: _____

Contractor's Option:

Is your company opting to include this special provision as part of the contract plans for the following items of work?

Metal Piling	Yes	<input type="checkbox"/>
Structural Steel	Yes	<input type="checkbox"/>
Reinforcing Steel	Yes	<input type="checkbox"/>
Dowel Bars, Tie Bars and Mesh Reinforcement	Yes	<input type="checkbox"/>
Guardrail	Yes	<input type="checkbox"/>
Steel Traffic Signal and Light Poles, Towers and Mast Arms	Yes	<input type="checkbox"/>
Metal Railings (excluding wire fence)	Yes	<input type="checkbox"/>
Frames and Grates	Yes	<input type="checkbox"/>

Signature: _____ **Date:** _____

CONTRACT NO. 64669
 COUNTY CARROLL
 SHEETS 35

SECTION 109, 113
 DIST. 109, 113

STATE OF ILLINOIS
 DEPARTMENT OF TRANSPORTATION

SECTION 109, 113
 DIST. 109, 113

CONTRACT NO. 64669

SECTION 109, 113
 DIST. 109, 113

CONTRACT NO. 64669

SECTION 109, 113
 DIST. 109, 113

CONTRACT NO. 64669

SECTION 109, 113
 DIST. 109, 113

CONTRACT NO. 64669

SECTION 109, 113
 DIST. 109, 113

CONTRACT NO. 64669

SECTION 109, 113
 DIST. 109, 113

CONTRACT NO. 64669

SECTION 109, 113
 DIST. 109, 113

CONTRACT NO. 64669

STATE OF ILLINOIS
 DEPARTMENT OF TRANSPORTATION
 DIVISION OF HIGHWAYS
**PROPOSED
 HIGHWAY PLANS**

FAP ROUTE 654 (IL 73)
 SECTION (109, 113)RS
 CARROLL COUNTY
 C-92-044-11

STEPHENSON
 PROJECT: F-0654(019)

IMPROVEMENT ENDS
 STA. 0+42.7
 END SECTION
 STA. 377+58.5
 STATION EQUATION
 377+85.7 = 0+00.0

OMISSION
 STA. 263+14 TO 277+73
 OMISSION
 STA. 61+64 TO 63+22
 OMISSION
 STA. 27+43 TO 29+12

SECTION BEGINS
 STA. 1+14
 IMPROVEMENT BEGINS
 STA. 1+14

GROSS LENGTH OF SECTION = 37844.5 FT = 7.13 MILES
 LENGTH OF OMISSIONS = 2651 FT = 0.50 MILES
 NET LENGTH OF SECTION = 34993.5 FT = 6.63 MILES

TOWNSHIPS (SECTIONS):
 CHERRY GROVE (4, 5, 8, 9, 16, 17, 20, 21, 29 & 32)
 ROCK CREEK (5)

JADLIE
 JOINT UTILITY LOCATION INFORMATION FOR EXCAVATION
 I-100-832-0123

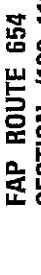
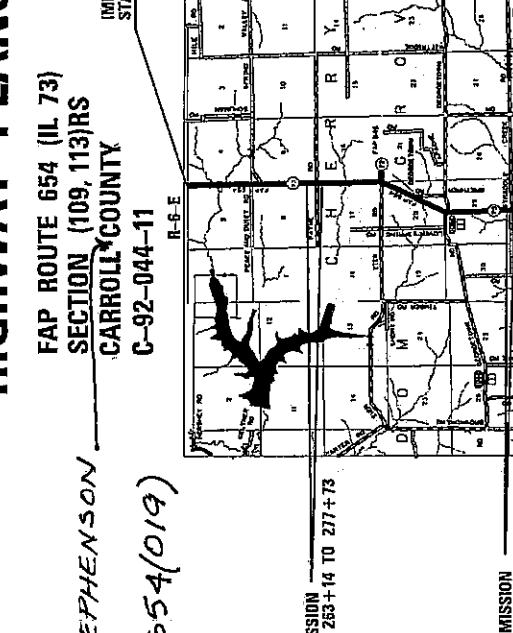
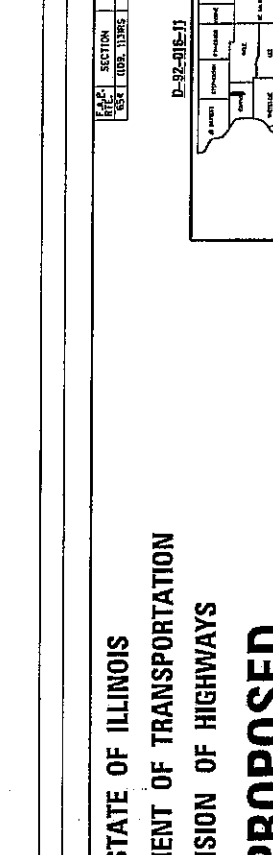
CONTRACT NO. 64669
 FAP 654 (IL 73) SEC. (109, 113)RS CARROLL COUNTY

SQUAD LEADER:
 ANDREA SCHUMACHER (815)284-5989
 PROJECT ENGINEER:
 REBECCA MARRUFFO

STATE OF ILLINOIS
 DEPARTMENT OF TRANSPORTATION
 DIVISION OF HIGHWAYS
 1-27-11
 DEPUTY DIRECTOR OF HIGHWAYS, DESIGN DIVISION

ENGINEER OF DESIGN AND ENVIRONMENT
 DIRECTOR OF HIGHWAYS, CHIEF ENGINEER

PRINTED BY THE AUTHORITY
 OF THE STATE OF ILLINOIS



T-25-N
 T-24-N

R-6-E

INDEX OF SHEETS

- 1 COVER SHEET
- 2 INDEX OF SHEETS/ DISTRICT STANDARDS/ STATE STANDARDS
- 3 - 4 SUMMARY OF QUANTITIES
- 5 - 7 GENERAL NOTES
- 8 - 22 TYPICAL SECTIONS
 - 23 BITUMINOUS SCHEDULE
 - 24 SIDEROADS SCHEDULE
 - 25 EARTHWORK SCHEDULE
- 26 - 34 SCHEDULE OF QUANTITIES
 - 35 DETAIL FOR FRAME AND GRATE (SPECIAL)
- 36 - 38 DETAIL FOR DROP BOX NO. 1
 - 39 3' X 3' CULVERT EXTENSION
 - 40 TRAFFIC BARRIER TERMINAL, TYPE 2 (SPECIAL)
 - 41 PERIMETER EROSION BARRIER, SPECIAL (DS 8.4)
 - 42 CATCH BASIN OR INLETS TO BE ADJUSTED OR RECONSTRUCTED (DS 17.4)
 - 43 HOT-MIX ASPHALT SHOULDER (DS 23.4a)
 - 44 DELINEATOR AND POST ORIENTATION (DS 37.4)
 - 45 RUMBLE RESURFACING (DS 91.4)
 - 46 HOT-MIX ASPHALT APPROACHES & MAILBOX RETURNS FOR TWO LIFT (3P) RESURFACING PROJECTS (DS 47.2)
 - 47 WITNESS MARKER & PERMANENT SURVEY MARKERS, TYPE II (DS 66.2)
 - 48 ROUGH GROOVED SURFACE SIGN (DS 91.2)
 - 49 CONCRETE COLLARS FOR PIPE OR BOX CULVERT EXTENSIONS (DS 33.1)
- 50 - 52 TYPICAL PAVEMENT MARKINGS (DS 41.1)
- 53 - 55 CROSS SECTIONS

STATE STANDARDS

- 280001-05 TEMPORARY EROSION CONTROL SYSTEMS
- 420001-07 PAVEMENT JOINTS
- 482001-02 HMA SHOULDER ADJACENT TO FLEXIBLE PAVEMENT
- 482011-03 HMA SHLD STRIPS/SHLDS WITH RESURFACING OR WIDENING AND RESURFACING PROJECTS
- 542401-01 METAL END SECTION FOR PIPE CULVERTS
- 606001-04 CONCRETE CURB TYPE B AND COMBINATION CONCRETE CURB AND GUTTER
- 630001-09 STEEL PLATE BEAM GUARDRAIL
- 630106 LONG-SPAN GUARDRAIL OVER CULVERT
- 630301-05 SHOULDER WIDENING FOR TYPE 1 (SPECIAL) GUARDRAIL TERMINALS
- 635001-01 DELINEATORS
- 635006-03 REFLECTOR AND TERMINAL MARKER PLACEMENT
- 635011-02 REFLECTOR MARKER AND MOUNTING DETAILS
- 701006-03 OFF-RD OPERATIONS, 2L, 2W, 15' TO 24" FROM EDGE OF PAVEMENT
- 701011-02 OFF-RD MOVING OPERATIONS, 2L, 2W DAY ONLY
- 701301-04 LANE CLOSURE, 2L, 2W, SHORT TIME OPERATIONS
- 701306-03 LANE CLOSURE, 2L, 2W, SLOW MOVING OPERATIONS DAY ONLY, FOR SPEEDS \geq 40 MPH
- 701311-03 LANE CLOSURE, 2L, 2W, MOVING OPERATIONS DAY ONLY
- 701427 LANE CLOSURE, MULTILANE, INTERMITTENT OR MOVING OPER., FOR SPEEDS < 40 MPH
- 701501-06 URBAN LANE CLOSURE, 2L, 2W, UNDIVIDED
- 701901-01 TRAFFIC CONTROL DEVICES
- 720011-01 METAL POSTS FOR SIGNS, MARKERS & DELINEATORS
- 728001-01 TELESCOPING STEEL SIGN SUPPORT
- 729001-01 APPLICATIONS OF TYPES A & B METAL POSTS (FOR SIGNS & MARKERS)
- 780001-02 TYPICAL PAVEMENT MARKINGS
- 781001-03 TYPICAL APPLICATIONS RAISED REFLECTIVE PAVEMENT MARKERS

SUMMARY OF QUANTITIES

FAP Route 654 (IL 73)
 Section (109, 113)RS
 Carroll County
 Contract #64069
 Sheet 3 of 55

CODE #	ITEM	UNIT	TOTAL QUANTITY	0005	0005	0005	0005
				100% CITY	CARROLL 80% FEDERAL/ 20% STATE	STEPHENSON 80% FEDERAL/ 20% STATE	50% CITY / 50% STATE
20200100	EARTH EXCAVATION	CU YD	120		120		
20400800	FURNISHED EXCAVATION	CU YD	150		150		
25100630	EROSION CONTROL BLANKET	SQ YD	281		281		
40600200	BITUMINOUS MATERIALS (PRIME COAT)	TON	67.3		61.5	0.1	5.7
40600300	AGGREGATE (PRIME COAT)	TON	165		150		15
40600895	CONSTRUCTING TEST STRIP	EACH	1		1		
40600982	HOT-MIX ASPHALT SURFACE REMOVAL - BUTT JOINT	SQ YD	2090		1982	108	
40600985	PORTLAND CEMENT CONCRETE SURFACE REMOVAL - BUTT JOINT	SQ YD	99		99		
40600990	TEMPORARY RAMP	SQ YD	1144		1130	14	
40603310	HOT-MIX ASPHALT SURFACE COURSE, MIX "C", N50	TON	9334		8486	10	838
40800050	INCIDENTAL HOT-MIX ASPHALT SURFACING	TON	1060		1060		
44000158	HOT-MIX ASPHALT SURFACE REMOVAL, 2 1/4"	SQ YD	40608		30630		9978
44000165	HOT-MIX ASPHALT SURFACE REMOVAL, 4"	SQ YD	419		419		
44000500	COMBINATION CURB AND GUTTER REMOVAL	FOOT	896		896		
44300200	STRIP REFLECTIVE CRACK CONTROL TREATMENT	FOOT	113136		113136		
48102100	AGGREGATE WEDGE SHOULDER, TYPE B	TON	4258		4253	5	
48203020	HOT-MIX ASPHALT SHOULDERS, 5 3/4"	SQ YD	160		160		
50100100	REMOVAL OF EXISTING STRUCTURES	EACH	1		1		
50102400	CONCRETE REMOVAL	CU YD	2.0		2.0		
50104400	CONCRETE HEADWALL REMOVAL	EACH	1		1		
50800105	REINFORCEMENT BARS	POUND	28		28		
54002020	EXPANSION BOLTS 3/4 INCH	EACH	12		12		
54247180	GRATING FOR CONCRETE FLARED END SECTION 42"	EACH	1		1		
542D0220	PIPE CULVERTS, CLASS D, TYPE 1 15"	FOOT	23		23		
542D1087	PIPE CULVERTS, CLASS D, TYPE 2 42"	FOOT	5		5		
54213450	END SECTIONS 15"	EACH	3		3		
54213477	END SECTIONS 42"	EACH	1		1		
54248510	CONCRETE COLLAR	CU YD	1.1		1.1		
60255500	MANHOLES TO BE ADJUSTED	EACH	37	32	5		
60260100	INLETS TO BE ADJUSTED	EACH	5	5			
60266600	VALVE BOXES TO BE ADJUSTED	EACH	12	12			
60605000	COMBINATION CONCRETE CURB AND GUTTER, TYPE B-6.24	FOOT	896.0		896.0		
* 63000001	STEEL PLATE BEAM GUARD RAIL, TYPE A, 6 FOOT POSTS	FOOT	1562.5		1562.5		
* 63000350	LONG-SPAN GUARDRAIL OVER CULVERT, 12 FT 6 IN SPAN	FOOT	12.5		12.5		
* 63000360	LONG-SPAN GUARDRAIL OVER CULVERT, 18 FT 9 IN SPAN	FOOT	37.5		37.5		
* 63100167	TRAFFIC BARRIER TERMINAL, TYPE 1 (SPECIAL) TANGENT	EACH	13		13		
* 63100169	TRAFFIC BARRIER TERMINAL, TYPE 1 (SPECIAL) FLARED	EACH	2		2		
63200310	GUARDRAIL REMOVAL	FOOT	1810		1810		
* 63300725	STEEL PLATE BEAM GUARDRAIL (SHORT RADIUS)	FOOT	37.5		37.5		
63500105	DELINEATORS	EACH	62		62		
66700305	PERMANENT SURVEY MARKERS, TYPE II	EACH	6		6		

*Specialty Items

Rev.

SUMMARY OF QUANTITIES

FAP Route 654 (IL 73)
 Section 109, 113/RS
 Carroll County
 Contract #64689
 Sheet 4 of 65

CODE #	ITEM	UNIT	TOTAL QUANTITY	0005			
				100% CITY	80% FEDERAL/ 20% STATE	STEPHENSON 80% FEDERAL/ 20% STATE	50% CITY / 50% STATE
67000400	ENGINEER'S FIELD OFFICE, TYPE A	CAL MO	4		4		
67100100	MOBILIZATION	L SUM	1		1		
70100460	TRAFFIC CONTROL AND PROTECTION, STANDARD 701306	L SUM	1		1		
70102620	TRAFFIC CONTROL AND PROTECTION, STANDARD 701501	L SUM	1		1		
70300100	SHORT TERM PAVEMENT MARKING	FOOT	7911		7911		
70301000	WORK ZONE PAVEMENT MARKING REMOVAL	SQ FT	1318		1318		
* 78000100	THERMOPLASTIC PAVEMENT MARKING - LETTERS AND SYMBOLS	SQ FT	228		228		
* 78000200	THERMOPLASTIC PAVEMENT MARKING - LINE 4"	FOOT	2434		2434		
* 78000400	THERMOPLASTIC PAVEMENT MARKING - LINE 6"	FOOT	624		624		
* 78000650	THERMOPLASTIC PAVEMENT MARKING - LINE 24"	FOOT	48		48		
* 78001110	PAINT PAVEMENT MARKING - LINE 4"	FOOT	204192		204192		
* 78001140	PAINT PAVEMENT MARKING - LINE 8"	FOOT	288		288		
* 78001150	PAINT PAVEMENT MARKING - LINE 12"	FOOT	100		100		
* 78001180	PAINT PAVEMENT MARKING - LINE 24"	FOOT	110		110		
* 78100100	RAISED REFLECTIVE PAVEMENT MARKER	EACH	472		472		
* 78200410	GUARDRAIL MARKERS, TYPE A	EACH	36		36		
* 78201000	TERMINAL MARKER - DIRECT APPLIED	EACH	14		14		
78300200	RAISED REFLECTIVE PAVEMENT MARKER REMOVAL	EACH	113		113		
X2800400	PERIMETER EROSION BARRIER, SPECIAL	FOOT	1722		1722		
X4060627	LEVELING BINDER (MACHINE METHOD), IL-9.5FG, N50	TON	6318		5752	7	559
X4401198	HOT-MIX ASPHALT SURFACE REMOVAL, VARIABLE DEPTH	SQ YD	1755		1755		
X4811900	AGGREGATE SHOULDERS (SPECIAL)	TON	4		4		
X6024503	INLETS TO BE ADJUSTED WITH NEW FRAME AND GRATE (SPECIAL)	EACH	12	12			
X6026828	VALVE BOXES TO BE REPLACED	EACH	1	1			
X6310176	TRAFFIC BARRIER TERMINAL, TYPE 2 (SPECIAL)	EACH	1		1		
Z0013798	CONSTRUCTION LAYOUT	L SUM	1		1		
Z0029001	GRADED CULVERT EXTENSION, NO. 1	EACH	1		1		
Z0034105	MATERIAL TRANSFER DEVICE	TON	8700		8700		
Z0040315	PILOT CAR	DAY	10		10		
Z0048665	RAILROAD PROTECTIVE LIABILITY INSURANCE	L SUM	1		1		
Z0055100	RUMBLE RESURFACING	SQ YD	200		200		

* SPECIALTY ITEMS

GENERAL NOTES

The final top 100 mm (four inches) of soil in any right-of-way area disturbed by the Contractor must be capable of supporting vegetation. The soil must be from the A horizon (zero to 2' deep) of soil profiles of local soils.

All Borrow/Waste/Use sites must be approved by the Department prior to removing any material from the project or initiating any earthmoving activities, including temporary stockpiling outside the limits of construction.

The Contractor shall seed all disturbed areas within the project limits. Seeding Class 4 or 2A shall be used, except in front of properties where the grass will be mowed, then use Seeding, Class 1. Class 2A shall be used on front slopes and ditch bottoms. Class 4 shall be used behind Type A gutter, on all backslopes and areas behind the backslope, and beyond the toe of front slope on fill sections without ditches. This work will be included in the contract unit price per foot for PERIMETER EROSION BARRIER, SPECIAL or per each for **GRADED CULVERT EXTENSION NO. 1**.

Fertilizer shall be applied to all disturbed areas and incorporated into the seedbed prior to seeding or placement of sod at the rate specified in Sections 250 and 252 of the Standard Specifications. This work shall be included in the contract unit price per foot of PERIMETER EROSION BARRIER, SPECIAL or per each for DROP BOX NO.1.

Mulch Method II shall be applied over all seeded areas. This shall be included in the cost of the PERIMETER EROSION BARRIER, SPECIAL.

The existing hot-mix asphalt on private and commercial entrances shall be bladed off or milled and disposed of outside the project limits. This could be the entire entrance or tapered at the end depending on if the mainline is resurfaced or milled and resurfaced. The cost of the blading, milling, rolling, and disposal is included in the contract unit price for INCIDENTAL HOT-MIX ASPHALT SURFACING.

The drop off that occurs at entrance edges as a result of resurfacing of the entrance shall be corrected using aggregate shoulder material. This work shall be paid for by the TON for Aggregate Shoulders of the type specified in the plans.

Milling machines on this project shall be capable of removing a layer of bituminous a minimum 6' wide and 1-1/2 inches in depth in a single pass.

The following Mixture Requirements are applicable for this project:

Mixture Uses(s):	Surface	Level Binder	Bottom Shldr.
PG:	PG 64-22	PG 64-22	PG 58-22
Design Air Voids	4.0 @ N50	4.0 @ N50	2 @ N50
Mixture Composition (Gradation Mixture)	IL 9.5 or 12.5	IL 9.5FG*	BAM or IL 19.0
Friction Aggregate	C	N/A	N/A
20 Year ESAL	1.2	1.2	N/A

* On projects with less than 2000 tons Level Binder, Growth Curve will be used for Density and IL 9.5 may be used

The Contractor shall place temporary hot-mix asphalt tapers along all sides of the utility structures protruding above the milled surface. The temporary tapers shall extend 2' outside of the castings, except for the approach side to traffic shall have a 4' taper length. Hot-mix asphalt meeting the approval of the Engineer shall be used, no cold millings will be allowed. The cost of the material, placement, maintenance, removal and disposal of said work will be included in the Pay Item for Hot-Mix Asphalt Surface Removal.

The Contractor will be required to furnish 140 mm (5 1/2") high brass stencils as approved by the Engineer and install stationing at 250' intervals. Stationing shall be placed on both lanes of 2-lane highways and on the outside lanes in both directions on 4-lane highways. The stations shall be placed 150 mm (6") inside the pavement marking edge so they can be read from the shoulder. This work will be included in the cost of the final pavement surface.

The area to be primed shall be limited to that which can be covered with HMA the same day, unless otherwise permitted by the Engineer.

Reflective Crack Control shall be placed on the existing surface prior to any resurfacing, unless pavement is milled then it will be placed on the binder course.

To help avoid excess drop offs at the edge of pavement, the existing aggregate wedge or shoulder is to be pulled up and rolled to match the edge of pavement before placing any bituminous material. All costs associated with pulling up the shoulders shall be considered included in the contract unit price per TON for HOT-MIX ASPHALT SURFACE COURSE of the type specified.

Culvert & bridge flows must be maintained throughout the project. Normal flow shall be allowed to pass at the rate it enters the jobsite. High flows shall be allowed to pass without causing damage to upstream properties.

The material necessary to backfill the culvert extensions shall be obtained from Earth Excavation and shall be included in the contract unit price for EARTH EXCAVATION.

The proposed pipes for entrances and side roads shall be placed in line with the existing or proposed ditch line.

The Contractor shall straighten or cut off the ends of existing entrance culverts that will have new metal end sections installed. The cost of this will be included in the contract unit price Each for END SECTIONS of the size specified.

Connecting bands for corrugated metal pipes shall be metal and shall be coated with the same material as the pipe sections. The connecting bands shall be a minimum of 18" wide

If, during the grinding or resurfacing operations, the existing mailboxes become a hindrance, the Contractor shall be required to carefully remove and reinstall the mailboxes as directed by the Engineer. This work shall be included in the contract unit price for the INCIDENTAL HOT-MIX ASPHALT SURFACING.

All frames and grates of drainage structures to be removed or filled shall be carefully salvaged and shall remain the property of the City of Lanark. The salvaged materials shall be store at the City of Lanark Maintenance Building, 110 W Carroll Street.

The Contractor shall supply the Resident Engineer with the manufacturer's installation requirements for the type of Steel Plate Beam Guardrail Terminal Type 1 Special (Tangent) or Steel Plate Beam Guardrail Terminal Type 1 Special (Flared).

One 16d galvanized nail shall be used to toe nail the wood block out to the wood post on all Traffic Barrier Terminal Type 1 Specials.

Delineators shall be installed as shown in Standard 635001, except that the post shall be rotated 180° and only metal-backed delineators shall be permitted. Delineators shall be placed at the ends of approach guardrail terminal sections, and at each headwall or end section of AR Culverts. This work will be paid for at the contract unit price each for DELINEATORS.

Pavement Marking shall be done according to Standard 780001, except as follows:

1. All words, such as ONLY, shall be 2.4 m (8 feet) high.
2. The distance between yellow no-passing lines shall be 200 mm (8"), not 180 mm (7") as shown in the detail of Typical Lane and Edge Lines.

PERMANENT SURVEY MARKERS, TYPE II, shall be set at intervals of 1.6 Km (1 mile) or as directed by the Engineer. Bridge or culvert projects shall have one survey marker placed near the structure. Estimated: 6 Each. Existing monuments are located 1300 ft south and 3000 ft north of Payne Road. Gap this section and place markers evenly throughout the remainder of the project.

Permanent Survey Markers, Type II shall be cast-in-place as shown on District Standard 66.2. The bottom of the marker shall be 5'-0" below the ground surface.

The Contractor shall submit to the Engineer a description of location, elevation, and coordinates for each permanent survey marker. The horizontal and vertical coordinates must be derived by GPS and the elevation derived by a closed level circuit. The Engineer shall submit this information to the Survey Crew.

The Contractor shall be responsible for protecting utility property during construction operations as outlined in Article 107.31 of the Standard Specifications. A minimum of 48 hours advance notice is required for non-emergency work. The JULIE number is 800-892-0123. The following listed utilities located within the project limits or immediately adjacent to the project construction limits are members of JULIE:

Commonwealth Edison Co. (815/490-2869)
Frontier/Citizens (815/493-1101)
City of Lanark (815/493-2431)

NICOR Gas Co. (630/983-8676)
Mediacom (630/365-0045)

It shall be the Contractor's responsibility to contact the municipality to determine approved methods of utility structure adjustment. Utility structures may include, but are not limited to, manholes, water valves, handholes, etc. All materials and work necessary to complete adjustments per municipality requirements shall be considered included in the cost of the associated adjustment pay item.

Extra quantity is included for Hot-mix Asphalt Surface Removal, 2 1/4" for contingency milling within the city as directed by the Engineer.

The Material Transfer Device (MTD) must be empty over the following structures: SN 008-1038 (Sta. 240+31) and 008-2017 (Sta. 356+53). A loaded MTD shall be allowed over the remaining structures.

COMMITMENTS

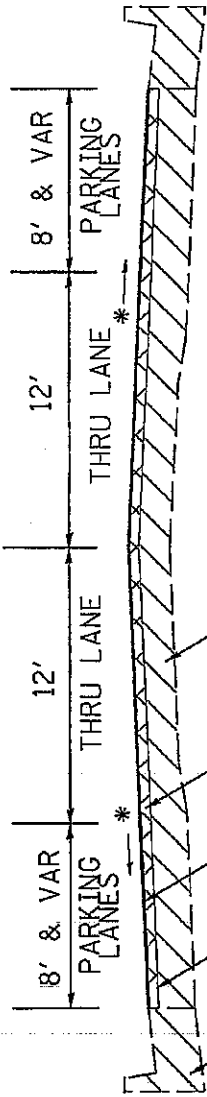
Every effort should be made to keep all excavated material on existing right-of-way and not allowed to leave the project limits. This sign-off does not meet the requirements of IEPA regulation regarding the Clean Construction Demolition Debris (CCDD) disposal site criteria.

No work shall be started within the corporate limits of Lanark prior to Tuesday July 5, 2011 with the exception of the valve box replacement at Station 20+00 RT (Franklin Street).

TYPICAL SECTION

STA: 1+14 - 19+94
 STA: 29+12 - 51+93

Φ 14 73



EXISTING PAVEMENT

HMA SURFACE REMOVAL 2 1/4"

** 1 1/2" HMA SURFACE COURSE, MIX "C", N50

** 3/4" LEVELING BINDER, (MACHINE METHOD), N50

EXISTING CURB AND GUTTER



REMOVAL

EXISTING

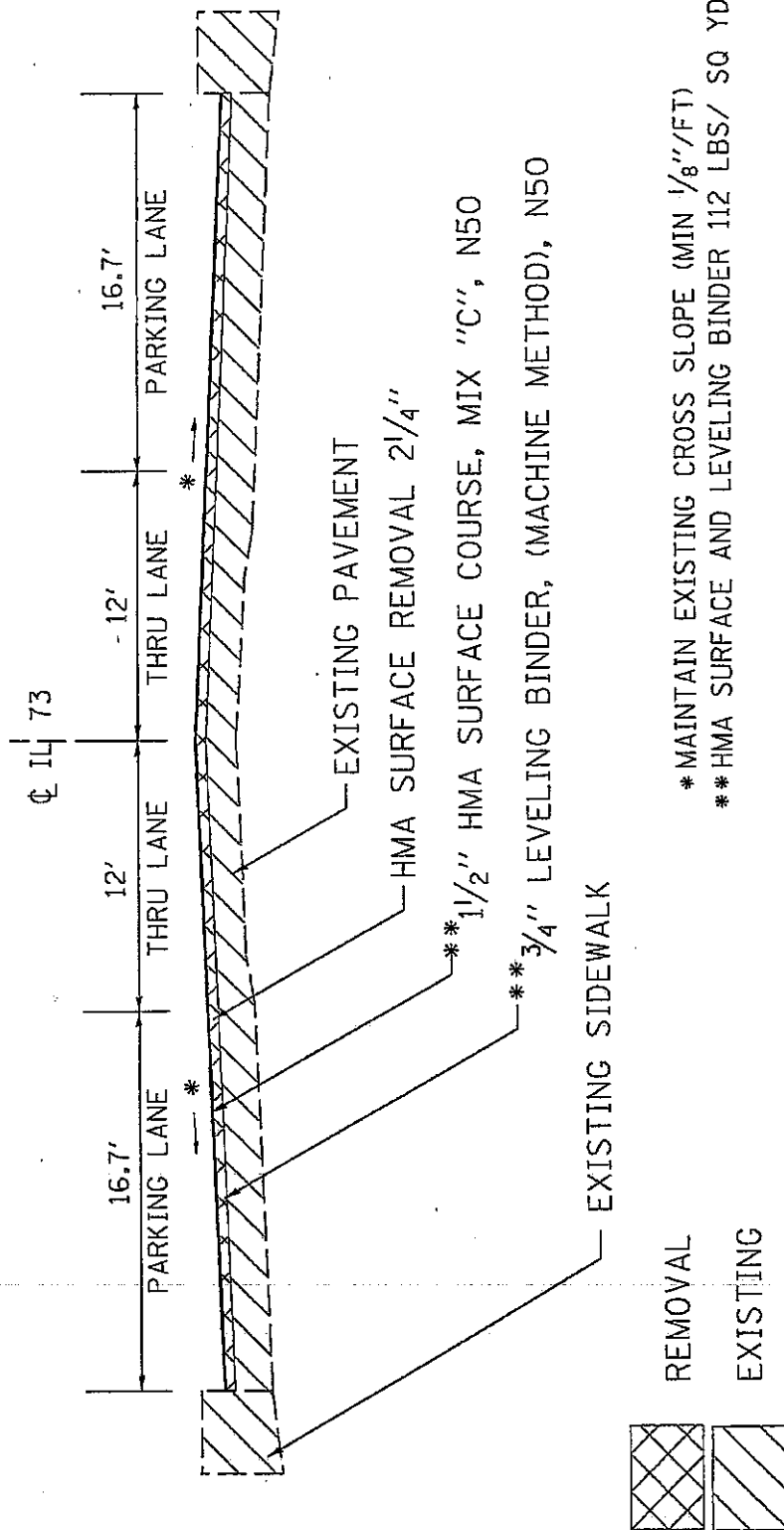
* MAINTAIN EXISTING CROSS SLOPE (MIN 1/8"/FT)

** HMA SURFACE AND LEVELING BINDER 112 LBS/ SQ YD/ IN

FILE NO. 104-114629, 104-114630, 104-114631, 104-114632, 104-114633, 104-114634, 104-114635, 104-114636, 104-114637, 104-114638, 104-114639, 104-114640, 104-114641, 104-114642, 104-114643, 104-114644, 104-114645, 104-114646, 104-114647, 104-114648, 104-114649, 104-114650, 104-114651, 104-114652, 104-114653, 104-114654, 104-114655, 104-114656, 104-114657, 104-114658, 104-114659, 104-114660, 104-114661, 104-114662, 104-114663, 104-114664, 104-114665, 104-114666, 104-114667, 104-114668, 104-114669, 104-114670, 104-114671, 104-114672, 104-114673, 104-114674, 104-114675, 104-114676, 104-114677, 104-114678, 104-114679, 104-114680, 104-114681, 104-114682, 104-114683, 104-114684, 104-114685, 104-114686, 104-114687, 104-114688, 104-114689, 104-114690, 104-114691, 104-114692, 104-114693, 104-114694, 104-114695, 104-114696, 104-114697, 104-114698, 104-114699, 104-114700, 104-114701, 104-114702, 104-114703, 104-114704, 104-114705, 104-114706, 104-114707, 104-114708, 104-114709, 104-114710, 104-114711, 104-114712, 104-114713, 104-114714, 104-114715, 104-114716, 104-114717, 104-114718, 104-114719, 104-114720, 104-114721, 104-114722, 104-114723, 104-114724, 104-114725, 104-114726, 104-114727, 104-114728, 104-114729, 104-114730, 104-114731, 104-114732, 104-114733, 104-114734, 104-114735, 104-114736, 104-114737, 104-114738, 104-114739, 104-114740, 104-114741, 104-114742, 104-114743, 104-114744, 104-114745, 104-114746, 104-114747, 104-114748, 104-114749, 104-114750, 104-114751, 104-114752, 104-114753, 104-114754, 104-114755, 104-114756, 104-114757, 104-114758, 104-114759, 104-114760, 104-114761, 104-114762, 104-114763, 104-114764, 104-114765, 104-114766, 104-114767, 104-114768, 104-114769, 104-114770, 104-114771, 104-114772, 104-114773, 104-114774, 104-114775, 104-114776, 104-114777, 104-114778, 104-114779, 104-114780, 104-114781, 104-114782, 104-114783, 104-114784, 104-114785, 104-114786, 104-114787, 104-114788, 104-114789, 104-114790, 104-114791, 104-114792, 104-114793, 104-114794, 104-114795, 104-114796, 104-114797, 104-114798, 104-114799, 104-114800, 104-114801, 104-114802, 104-114803, 104-114804, 104-114805, 104-114806, 104-114807, 104-114808, 104-114809, 104-114810, 104-114811, 104-114812, 104-114813, 104-114814, 104-114815, 104-114816, 104-114817, 104-114818, 104-114819, 104-114820, 104-114821, 104-114822, 104-114823, 104-114824, 104-114825, 104-114826, 104-114827, 104-114828, 104-114829, 104-114830, 104-114831, 104-114832, 104-114833, 104-114834, 104-114835, 104-114836, 104-114837, 104-114838, 104-114839, 104-114840, 104-114841, 104-114842, 104-114843, 104-114844, 104-114845, 104-114846, 104-114847, 104-114848, 104-114849, 104-114850, 104-114851, 104-114852, 104-114853, 104-114854, 104-114855, 104-114856, 104-114857, 104-114858, 104-114859, 104-114860, 104-114861, 104-114862, 104-114863, 104-114864, 104-114865, 104-114866, 104-114867, 104-114868, 104-114869, 104-114870, 104-114871, 104-114872, 104-114873, 104-114874, 104-114875, 104-114876, 104-114877, 104-114878, 104-114879, 104-114880, 104-114881, 104-114882, 104-114883, 104-114884, 104-114885, 104-114886, 104-114887, 104-114888, 104-114889, 104-114890, 104-114891, 104-114892, 104-114893, 104-114894, 104-114895, 104-114896, 104-114897, 104-114898, 104-114899, 104-114900, 104-114901, 104-114902, 104-114903, 104-114904, 104-114905, 104-114906, 104-114907, 104-114908, 104-114909, 104-114910, 104-114911, 104-114912, 104-114913, 104-114914, 104-114915, 104-114916, 104-114917, 104-114918, 104-114919, 104-114920, 104-114921, 104-114922, 104-114923, 104-114924, 104-114925, 104-114926, 104-114927, 104-114928, 104-114929, 104-114930, 104-114931, 104-114932, 104-114933, 104-114934, 104-114935, 104-114936, 104-114937, 104-114938, 104-114939, 104-114940, 104-114941, 104-114942, 104-114943, 104-114944, 104-114945, 104-114946, 104-114947, 104-114948, 104-114949, 104-114950, 104-114951, 104-114952, 104-114953, 104-114954, 104-114955, 104-114956, 104-114957, 104-114958, 104-114959, 104-114960, 104-114961, 104-114962, 104-114963, 104-114964, 104-114965, 104-114966, 104-114967, 104-114968, 104-114969, 104-114970, 104-114971, 104-114972, 104-114973, 104-114974, 104-114975, 104-114976, 104-114977, 104-114978, 104-114979, 104-114980, 104-114981, 104-114982, 104-114983, 104-114984, 104-114985, 104-114986, 104-114987, 104-114988, 104-114989, 104-114990, 104-114991, 104-114992, 104-114993, 104-114994, 104-114995, 104-114996, 104-114997, 104-114998, 104-114999, 104-115000	SECTION NO.	CONTRACT NO.	TOTAL SHEETS
STATE OF ILLINOIS DEPARTMENT OF TRANSPORTATION	SHEET NO. OF SHEETS	CONTRACT NO.	TOTAL SHEETS
DESIGNED BY	CHECKED BY	DATE	APPROVED BY
DRAWN BY	SCALE	DATE	APPROVED BY

TYPICAL SECTION

STA. 19+94 - 27+43



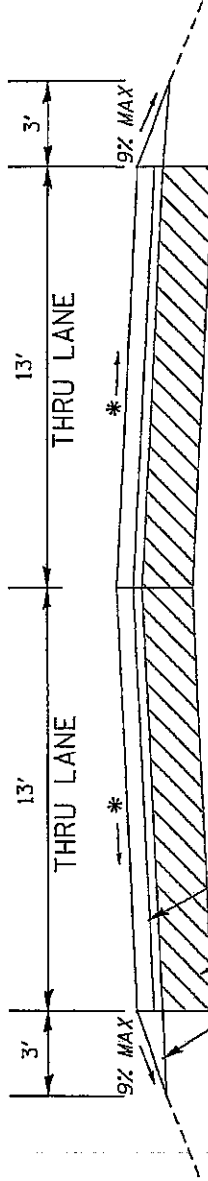
DATE: 10/1/94	BY: J. J. ...	SCALE: 1/4" = 1'-0"	PROJECT NO.: 94-01	SHEET NO.: 28	TITLE: ...
DESIGNED BY: ...	CHECKED BY: ...	DATE: ...	SCALE: ...	SHEET NO.: ...	TITLE: ...
STATE OF ILLINOIS	DEPARTMENT OF TRANSPORTATION	ILLINOIS HIGHWAY DEPARTMENT			
SECTION: ...	COUNTY: ...	CONTRACT NO.: ...	CONTRACT NO.: ...		

TYPICAL SECTION

STA. 52+60.5 - 60+96.5
 STA. 63+89.5 - 100+00
 STA. 108+65.5 - 159+10.5
 STA. 168+29.5 - 217+70.5
 STA. 224+37.5 - 253+32.5

STA. 261+39.5 - 262+46.5
 STA. 278+40.5 - 318+25
 STA. 320+25 - 333+54.5
 STA. 343+89.5 - 377+58

CL 73



**1 1/2" HMA SURFACE COURSE, MIX "C", N50
 **3/4" LEVELING BINDER (MACHINE METHOD), N50
 EXISTING PAVEMENT
 AGGREGATE WEDGE SHOULDERS, TYPE B

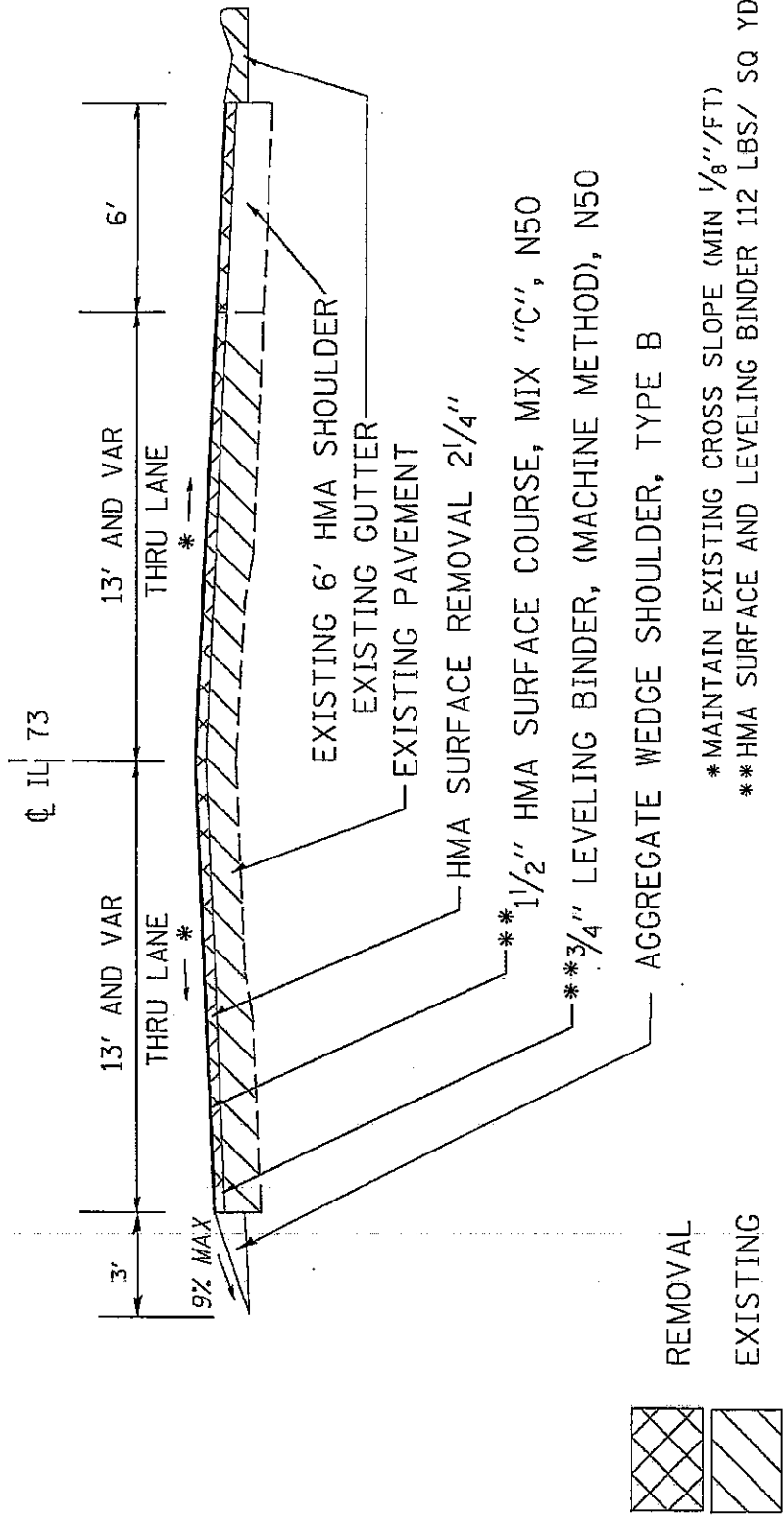
EXISTING

* MAINTAIN EXISTING CROSS SLOPE (MIN 1/8"/FT)
 ** HMA SURFACE AND LEVELING BINDER 112 LBS/ SQ YD/ IN

DESIGNED BY: CHECKED BY: DRAWN BY: DATE:	REVISIONS: NO. DATE DESCRIPTION 1 11/15/00	SCALE: SHEET NO.: TOTAL SHEETS:	PROJECT NO.: CONTRACT NO.: DATE:
STATE OF ILLINOIS DEPARTMENT OF TRANSPORTATION		ROADWAY DESIGN DIVISION	

TYPICAL SECTION

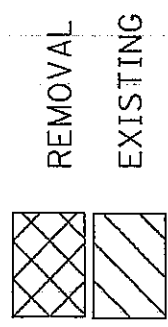
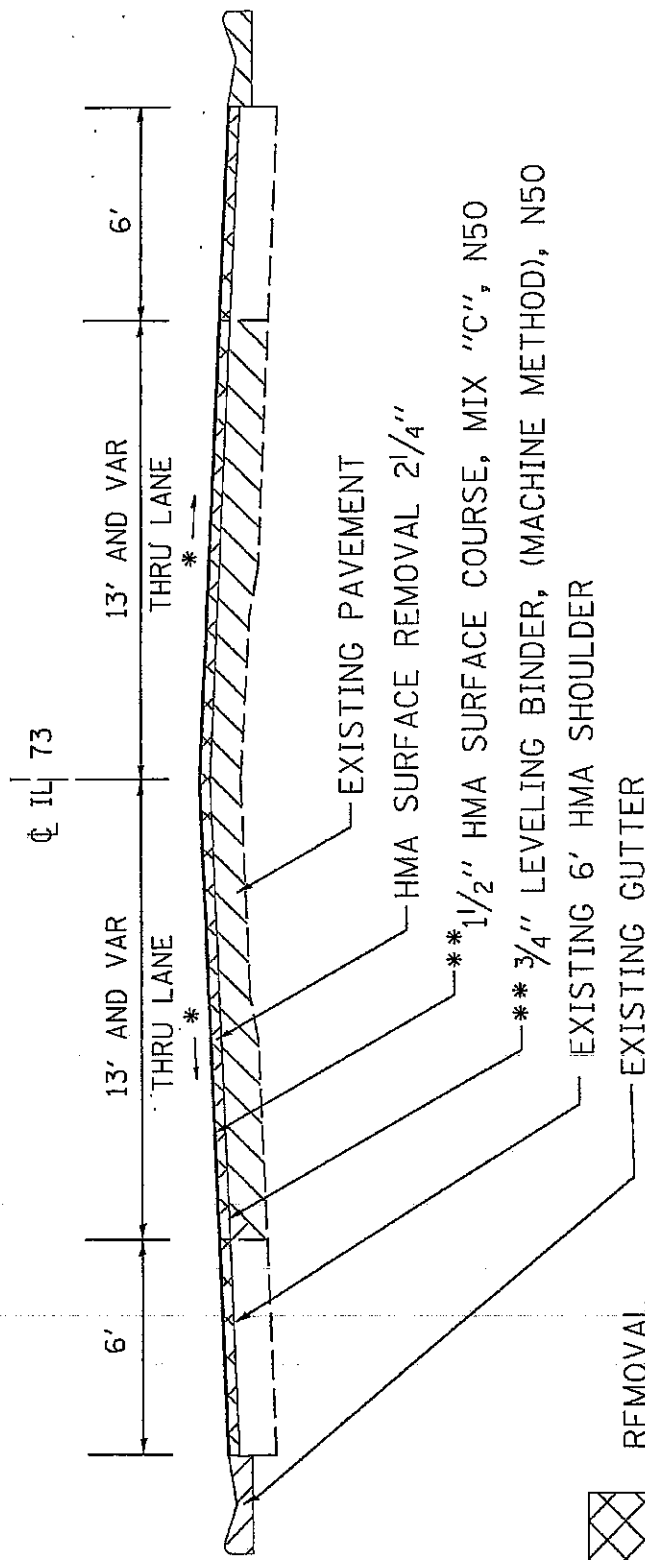
STA. 159+78 - 164+52



DESIGNED BY	DATE	REVISIONS	STATE OF ILLINOIS
CHECKED BY	DATE	REVISIONS	DEPARTMENT OF TRANSPORTATION
DATE	DATE	REVISIONS	
PROJECT NO.	DATE	REVISIONS	
SCALE	DATE	REVISIONS	
SHEET NO.	DATE	REVISIONS	
TOTAL SHEETS	DATE	REVISIONS	
PROJECT TITLE	DATE	REVISIONS	
CONTRACT NO.	DATE	REVISIONS	
SECTION	DATE	REVISIONS	
COUNTY	DATE	REVISIONS	
DISTRICT	DATE	REVISIONS	
OFFICE	DATE	REVISIONS	

TYPICAL SECTION

STA. 164+52 - 167+62



* MAINTAIN EXISTING CROSS SLOPE (MIN 1/8"/FT)

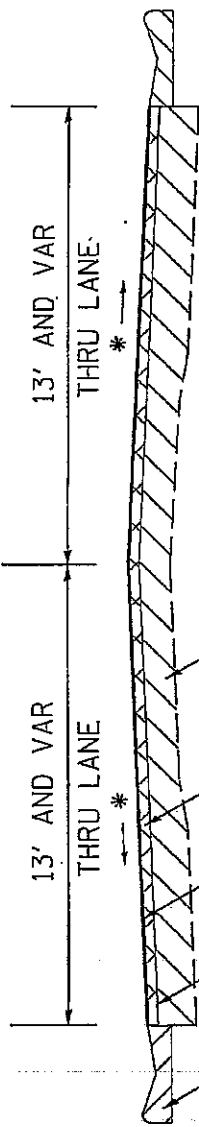
** HMA SURFACE AND LEVELING BINDER 112 LBS/ SQ YD/ IN

PREPARED BY: [] CHECKED BY: [] DATE: []	DESIGNED BY: [] CHECKED BY: [] DATE: []	REVISIONS: NO. 1: [] NO. 2: []	STATE OF ILLINOIS DEPARTMENT OF TRANSPORTATION	SHEET NO. [] OF [] SHEETS PROJECT NO. []
--	--	--	---	--

TYPICAL SECTION

STA: 218+38 - 223+70
 STA: 256+21 - 260+57
 STA: 334+22 - 342+15

☉ 114 73



EXISTING PAVEMENT

HMA SURFACE REMOVAL 2 1/4"

** 1 1/2" HMA SURFACE COURSE, MIX "C", N50

** 3/4" LEVELING BINDER, (MACHINE METHOD), N50

EXISTING GUTTER

REMOVAL

EXISTING

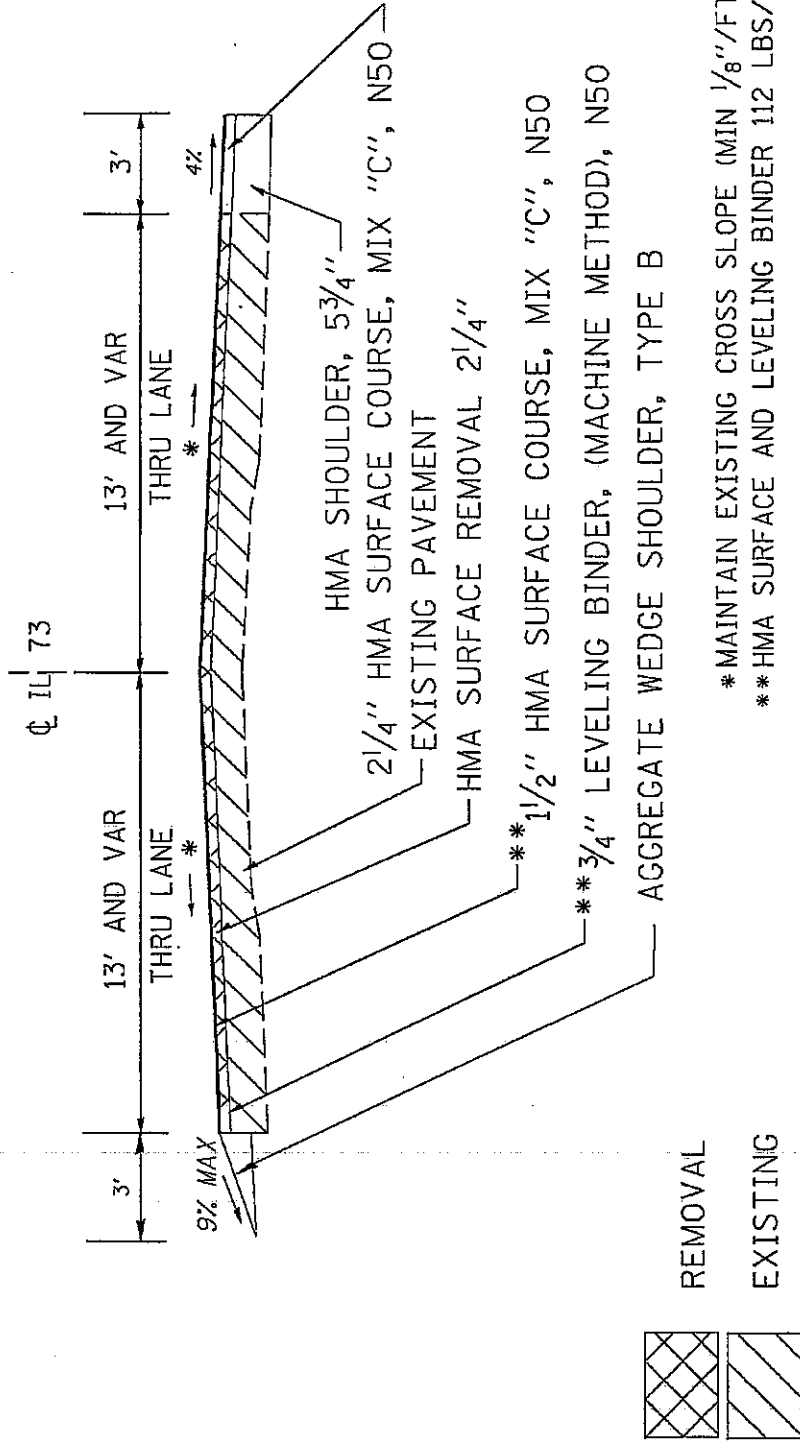
* MAINTAIN EXISTING CROSS SLOPE (MIN 1/8"/FT)

** HMA SURFACE AND LEVELING BINDER 112 LBS/ SQ YD/ IN

FILE NO. 100-1000000000 SHEET NO. 100-1000000000 DATE 10/1/2000	CHECKED BY DESIGNED BY DATE 10/1/2000	REVISION NO. 1 DATE 10/1/2000	STATE OF ILLINOIS DEPARTMENT OF TRANSPORTATION	SHEET NO. 100-1000000000 OF 100-1000000000 SHEETS TOTAL SHEETS 100-1000000000	SECTION DIST. 100-1000000000 SHEET NO. 100-1000000000	COUNTY COUNTY COUNTY COUNTY COUNTY
---	---	-------------------------------------	---	---	---	--

TYPICAL SECTION

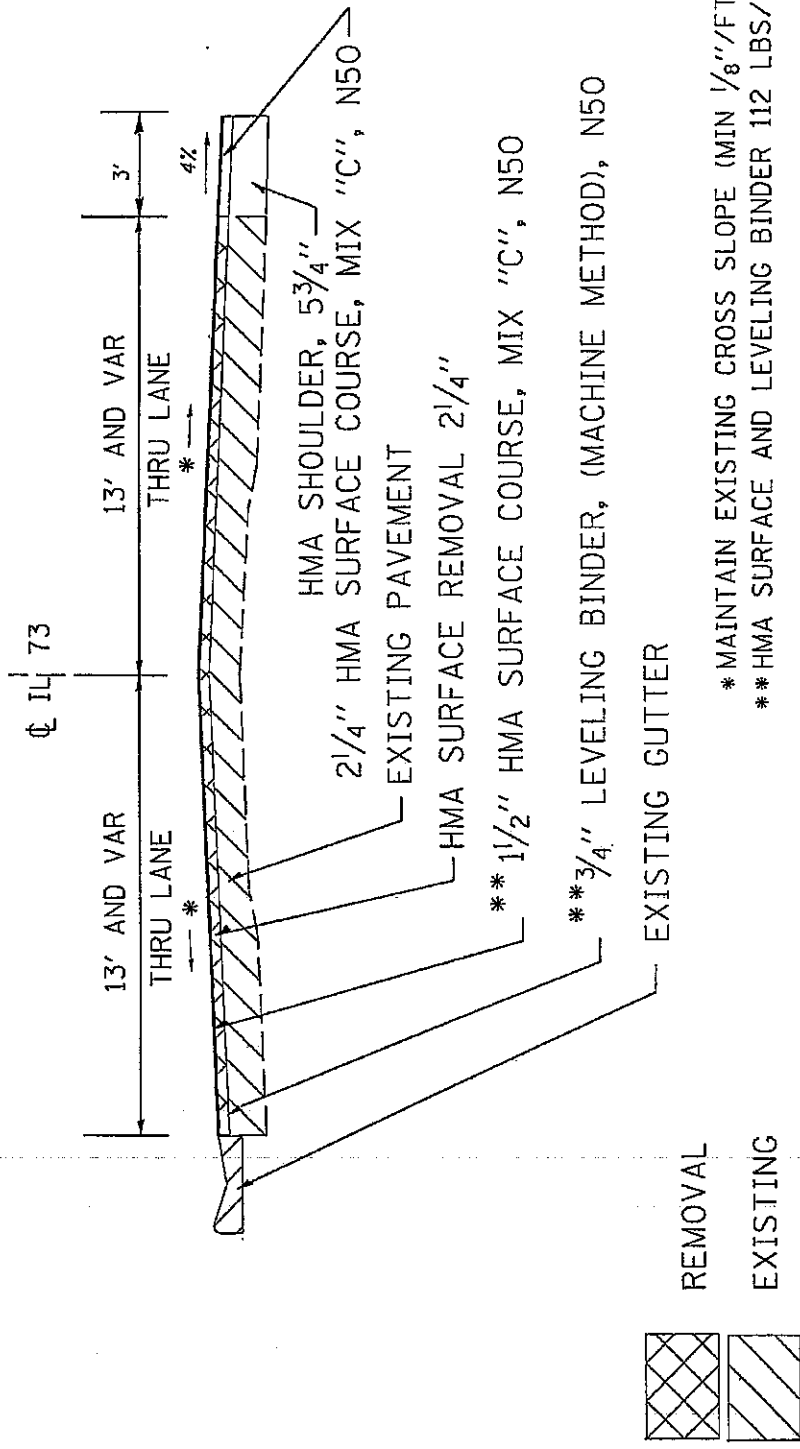
STA. 254+00 - 254+02



DATE	BY	CHECKED	DATE	BY	CHECKED	DATE	BY	CHECKED	DATE	BY	CHECKED
DESIGNED	DRWING	REVISED	REVISED	REVISED	REVISED	REVISED	REVISED	REVISED	REVISED	REVISED	REVISED
STATE OF ILLINOIS	DEPARTMENT OF TRANSPORTATION										
SECTION	SECTION 100 - 1100'S										
PROJECT	CONTRACT NO. 100-1100'S										
DATE	APPROVED BY: [Signature]										

TYPICAL SECTION

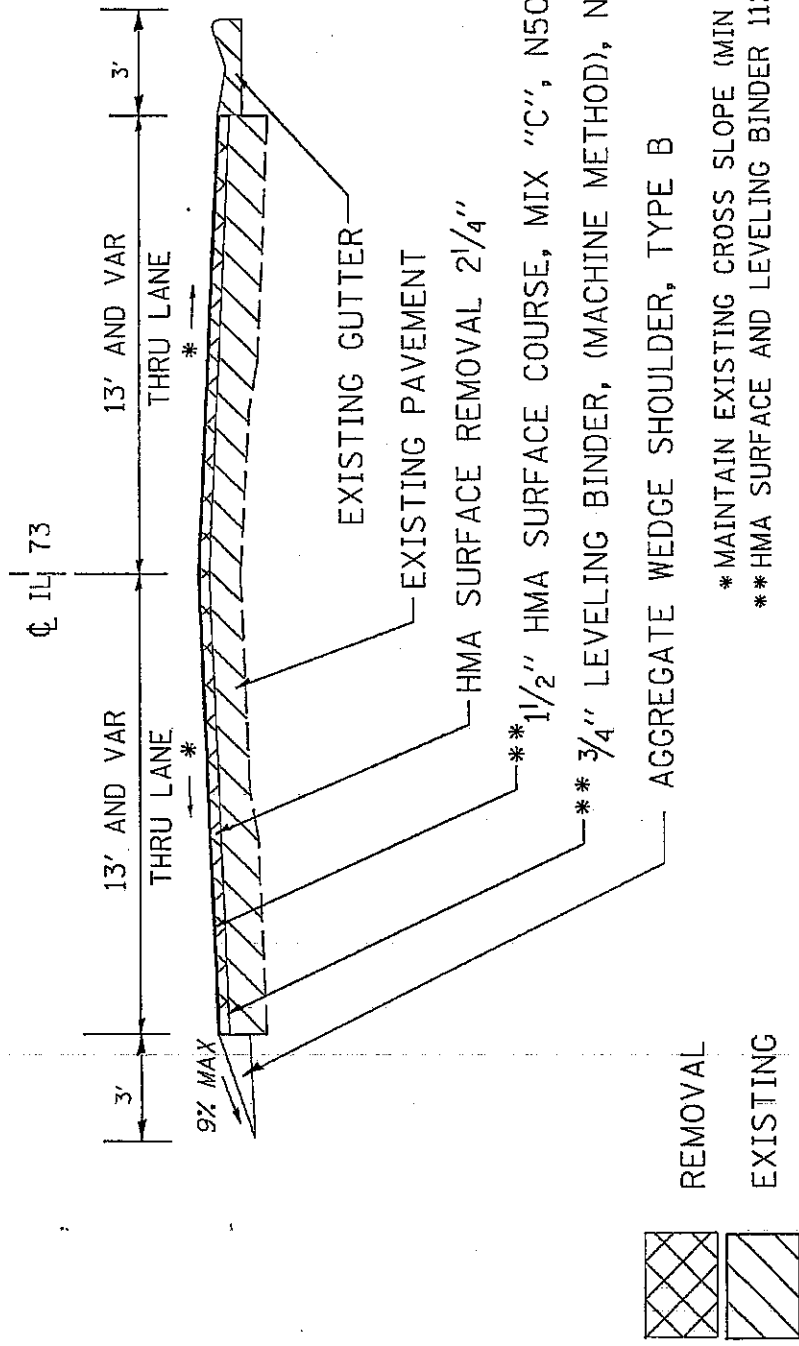
STA. 254+02 - 256+21



DESIGNED BY	CHECKED BY	DATE	STATE OF ILLINOIS	DEPARTMENT OF TRANSPORTATION	SHEET NO. OF SHEETS	CONTRACT NO.	PROJECT NO.
DATE	DATE	DATE	STATE OF ILLINOIS	DEPARTMENT OF TRANSPORTATION	SHEET NO. OF SHEETS	CONTRACT NO.	PROJECT NO.

TYPICAL SECTION

STA. 260+57 - 260+72

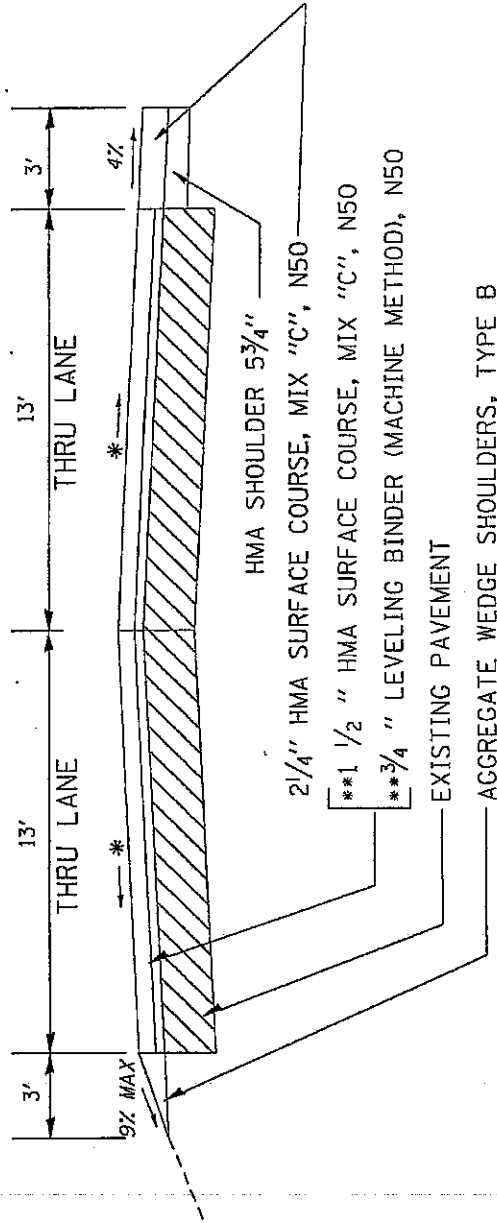


DATE: 11/14/1973	BY: [Signature]	CHECKED: [Signature]	DESIGNED: [Signature]	STATE OF ILLINOIS	SECTION: [Signature]	COUNTY: [Signature]
PROJECT: [Signature]	SCALE: [Signature]	DATE: [Signature]	DATE: [Signature]	DEPARTMENT OF TRANSPORTATION	DESIGN: [Signature]	CONTRACT: [Signature]
DATE: [Signature]	DATE: [Signature]	DATE: [Signature]	DATE: [Signature]		DATE: [Signature]	DATE: [Signature]

TYPICAL SECTION

STA. 318+25 - 320+25

CL IL 73



HMA SHOULDER 5 3/4"

2 1/4" HMA SURFACE COURSE, MIX "C", N50

**1 1/2" HMA SURFACE COURSE, MIX "C", N50

**3/4" LEVELING BINDER (MACHINE METHOD), N50

EXISTING PAVEMENT

AGGREGATE WEDGE SHOULDERS, TYPE B

EXISTING

* MAINTAIN EXISTING CROSS SLOPE (MIN 1/8"/FT)

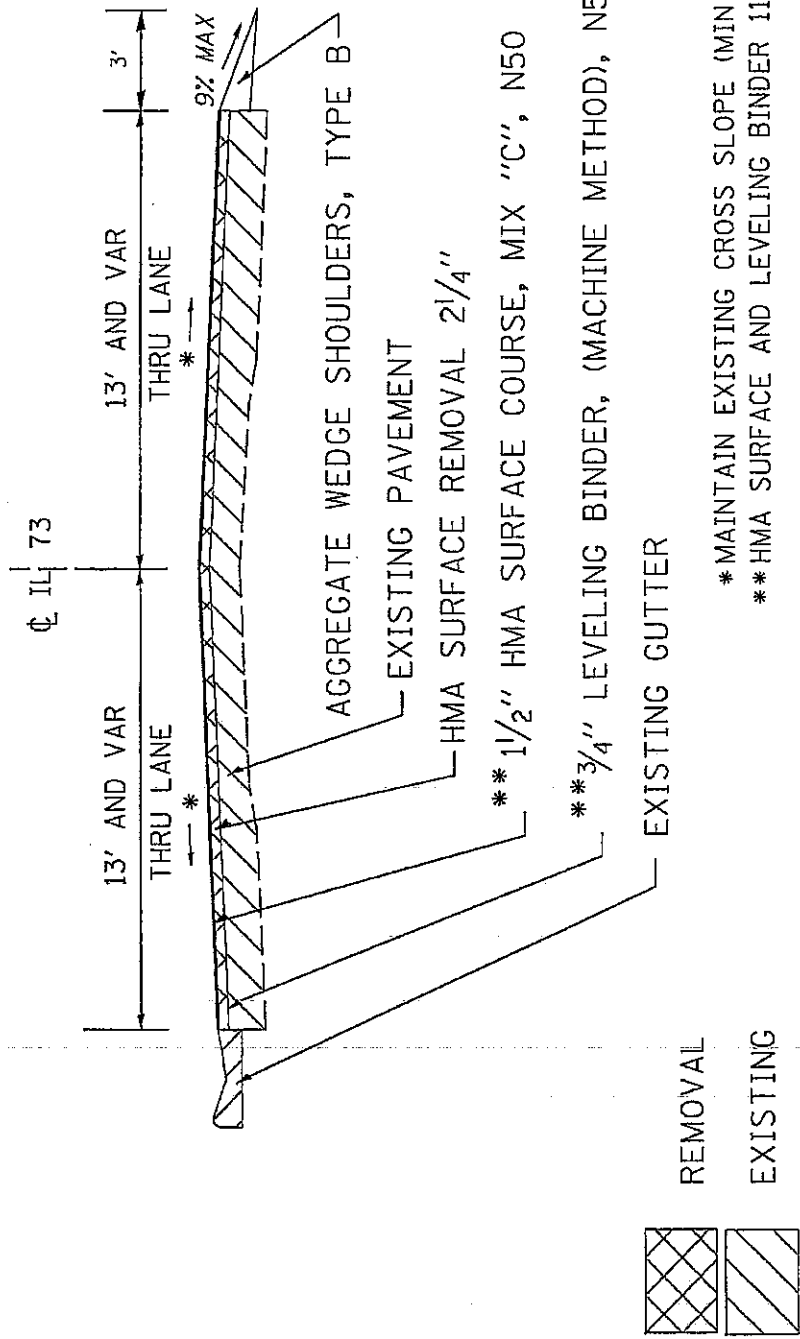
** HMA SURFACE AND LEVELING BINDER 112 LBS/ SQ YD/ IN

REVISED	DATE	BY	REASON
REVISED	DATE	BY	REASON
REVISED	DATE	BY	REASON
REVISED	DATE	BY	REASON

DESIGNED BY	DATE	APPROVED BY
CHECKED BY	DATE	APPROVED BY
PROJECT NO.	SECTION	DATE
109.11345	109.11345	109.11345
CHART	NO.	DATE
109.11345	109.11345	109.11345
CONTRACT NO.	PROJECT NO.	SECTION
109.11345	109.11345	109.11345

TYPICAL SECTION

STA. 342+15 - 343+22



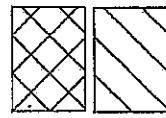
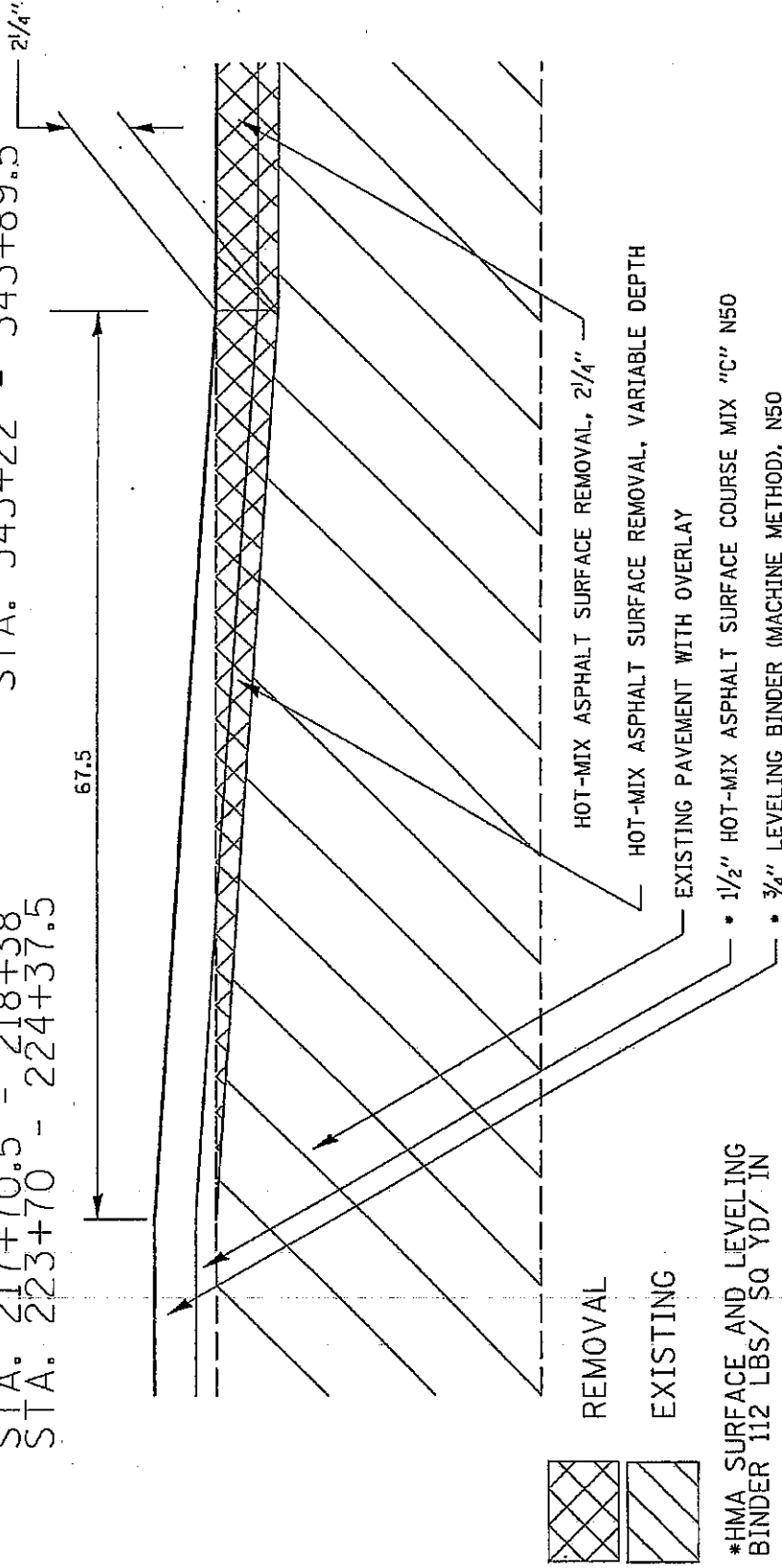
DATE	DESIGNED BY	CHECKED BY	DATE	SECTION	COUNTY	PROJECT NO.
1/15/03	J. J. ...	J. J. ...	1/15/03	1001.11005	CHANDLER	11001005-01
DATE	DESIGNED BY	CHECKED BY	DATE	SECTION	COUNTY	PROJECT NO.
1/15/03	J. J. ...	J. J. ...	1/15/03	1001.11005	CHANDLER	11001005-01

TYPICAL SECTIONS

TAPERS

STA. 51+93 - 52+60.5
 STA. 159+10.5 - 159+78
 STA. 167+62 - 168+29.5
 STA. 217+70.5 - 218+38
 STA. 223+70 - 224+37.5

STA. 253+32.5 - 254+00
 STA. 260+72 - 261+39.5
 STA. 333+54.5 - 334+22
 STA. 343+22 - 343+89.5



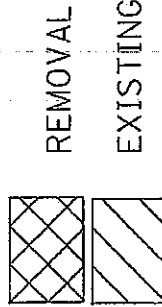
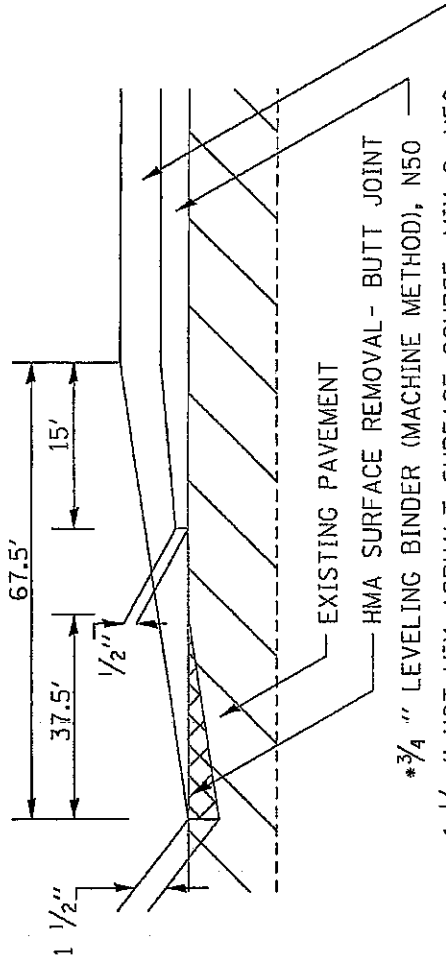
*HMA SURFACE AND LEVELING BINDER 112 LBS/ SQ YD/ IN

FILE NO.	DATE	BY	REVISION	DATE	BY	REVISION	DATE	BY	REVISION
STATE OF ILLINOIS DEPARTMENT OF TRANSPORTATION					SHEET NO. 57 SPECIAL SECTIONS				
SCALE: HORIZONTAL TO VERTICAL AS SHOWN					INVESTIGATOR'S NAME				
PROJECT NO.					CONTRACT NO.				
SECTION					SHEET NO.				
JOB NO.					DATE				

TYPICAL SECTION

BUTT JOINT - TAPER

- STA. 60+96.5 - 61+64
- STA. 63+22 - 63+89.5
- STA. 99+32.5 - 100+00
- STA. 108+65 - 109+32.5
- STA. 262+46.5 - 263+14
- STA. 277+73 - 278+40.5
- STA. 377+58.5 - 0+40.3



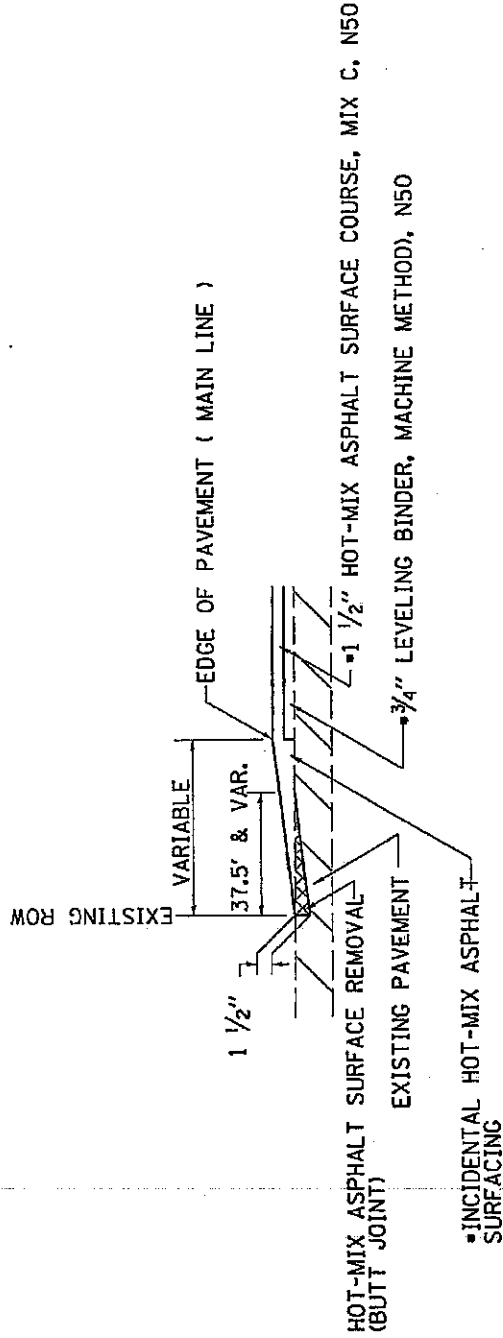
* HMA SURFACE & LEVELING BINDER 112 LBS /SQ YD/ IN

FILE NO. 1	DATE	BY	REVISION	SECTION	COUNTY	PROJECT NO.
1					ILLINOIS	
2						
3						
4						
5						
6						
7						
8						
9						
10						
11						
12						
13						
14						
15						
16						
17						
18						
19						
20						
21						
22						
23						
24						
25						
26						
27						
28						
29						
30						
31						
32						
33						
34						
35						
36						
37						
38						
39						
40						
41						
42						
43						
44						
45						
46						
47						
48						
49						
50						
51						
52						
53						
54						
55						
56						
57						
58						
59						
60						
61						
62						
63						
64						
65						
66						
67						
68						
69						
70						
71						
72						
73						
74						
75						
76						
77						
78						
79						
80						
81						
82						
83						
84						
85						
86						
87						
88						
89						
90						
91						
92						
93						
94						
95						
96						
97						
98						
99						
100						


TYPICAL SECTION

BUTT JOINT - TAPER
SIDE ROADS

BRETHRAN RD
SPRING VALLEY RD
PEACE & QUIET RD



REMOVAL



EXISTING

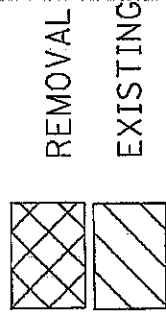
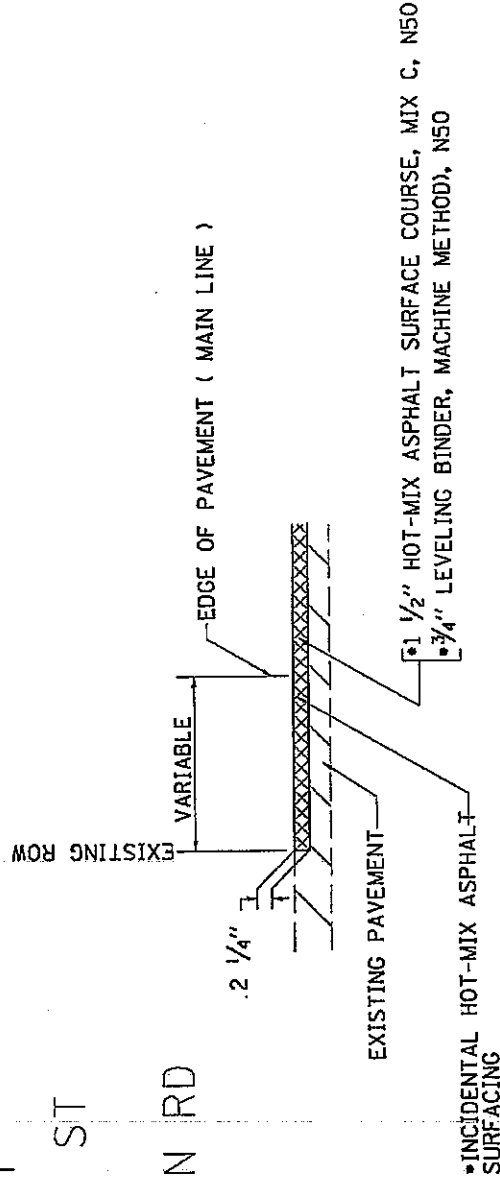
•LEVELING BINDER & SURFACE COURSES 112 LB/SQ YD/IN

STATE OF ILLINOIS DEPARTMENT OF TRANSPORTATION	SECTION 105. 111111	CHARTER 111111	DATE 11/11/11
SCALE: 1" = 10'-0"	SHEET NO. 111111	CONTRACT NO. 111111	DATE 11/11/11
DESIGNED	CHECKED	APPROVED	DATE
REVISION	REVISION	REVISION	REVISION

PLEASANT ST
 PSCHOOL DR
 SPARKER CT
 PPEARL ST
 PRAIRIE ST
 FRANKLIN ST
 LOCUST ST
 LCARROLL ST
 TOWER ST
 CLAREMONT ST
 LELAND ST
 DAME AVE
 GEORGETOWN RD
 ZIER RD
 IL 72

TYPICAL SECTION

BUTT JOINT - TAPER
SIDE ROADS



LEVELING BINDER & SURFACE COURSES 112 LB/SQ YD/IN

USER NAME PROJECT NO. SHEET NO. OF TOTAL SHEETS DATE	DESIGNER DRAWN CHECKED DATE	REVISIONS NO. 1 NO. 2 NO. 3 NO. 4 NO. 5	STATE OF ILLINOIS DEPARTMENT OF TRANSPORTATION	SCALE SHEET NO. OF TOTAL SHEETS PROJECT NO.	COUNTY CORREL. NO. CONTRACT NO. DIVISION, IF APPLICABLE
---	--------------------------------------	--	---	---	--

HOT-MIX ASPHALT SCHEDULE

STATIONING	REMARKS	LENGTH FEET	MAINLINE		CITY PARKING LANES			HMA SHOULDERS		40600200 BIT MATLS PR CT	40600300 AGG PR CT	40603310 HMA SC "C" NSD	44000158 HMA SURF REM 2 1/2"	48203020 HMA SHLDRS, 5 3/4"	X4060627 3/4" LEV BIND MM IL-0.5FG NSD	X4401198 HMA SURF REMV VAR DEPTH
			WIDTH FEET	AREA SQ YD.	WIDTH FEET	RT	LT	AREA SQ YD	WIDTH FEET							
1+14.0 - 19+94.0	12' ML, 8' PL	1880.0	12	5013.33	8	8	3342.22			4.8	13	702	8356		468	
18+94.0 - 27+43.0	12' ML, 16.7' PL	749.0	12	1897.33	16.7	16.7	2779.92			2.7	7	401	4777		268	
27+43.0 - 28+12.0	RR TRACKS	169.0													0	
28+12.0 - 49+69.0	12' ML, 8' PL	2057.0	12	5485.33	8	8	3656.89			5.2	14	768	9142		512	
49+69.0 - 51+99.0	END OF CURB	224.0	12	597.33	VAR	VAR	199.11			0.5	1	67	786		45	
51+99.0 - 54+90.5	Taper	67.5	13	195.00						0.1	0	16			11	195
54+90.5 - 61+46.0	26' Pmnt, 3' Agg	503.5	13	2610.11						1.5	4	219			148	
61+46.0 - 63+22.0	BRIDGE	158.0								0					0	
63+22.0 - 100+100.0	26' Pmnt, 3' Agg	3678.0	13	10925.33						6.1	18	893			595	
100+00.0 - 108+65.0	STRADDLE CREEK	865.0													0	
108+65.0 - 159+10.5	26' Pmnt, 3' Agg	5045.5	13	14575.89						8.3	22	1224			816	
159+10.5 - 159+78.0	Taper	67.5	13	195.00						0.1	0	16			11	195
159+78.0 - 164+52.0	26' Pmnt, 3' Agg, 6' HMA w/GR	474.0	13	1369.33						1.0	2	142	1585		94	
164+52.0 - 167+62.0	26' Pmnt, 6' HMA w/Gutters	310.0	13	395.66						0.7	1	110	1309		73	
167+62.0 - 168+29.5	Taper	67.5	13	195.00						0.1	0	16			11	195
168+29.5 - 217+70.5	26' Pmnt, 3' Agg	4941.0	13	14274.00						8.2	21	1199			799	
217+70.5 - 218+38.0	Taper	67.5	13	195.00						0.1	0	16			11	195
218+38.0 - 223+70.0	26' Pmnt, Gutters	532.0	13	1536.89						0.9	2	129	1537		86	
223+70.0 - 224+37.5	Taper	67.5	13	195.00						0.1	0	16			11	195
224+37.5 - 235+32.5	26' Pmnt, 3' Agg	2895.0	13	8363.33						4.8	13	703			469	
235+32.5 - 254+00.0	Taper	67.5	13	195.00						0.1	0	16			11	195
254+00.0 - 254+02.0	26' Pmnt, 3' Agg Lt, 3' HMA Rt (Add)	2.0	13	5.78						0.0	0	6	6		0	
254+02.0 - 255+21.0	26' Pmnt, Gutter Lt, 3' HMA Rt (Add)	219.0	13	632.67						0.4	1	62	633		40	
255+21.0 - 260+57.0	26' Pmnt, Gutters (No Shoulder)	436.0	13	1259.56						0.7	2	106	1280		71	
260+57.0 - 260+72.0	26' Pmnt, 3' Agg Lt, Gutter Rt	15.0	13	43.33						0.0	0	4	43		2	
260+72.0 - 261+39.5	Taper	67.5	13	195.00						0.1	0	16			11	195
261+39.5 - 263+14.0	26' Pmnt, 3' Agg	174.5	13	504.11						0.3	1	42			28	
263+14.0 - 277+73.0	PAYNE RD	1459.0													0	
277+73.0 - 318+25.0	26' Pmnt, 3' Agg	4052.0	13	11705.78						6.7	16	983			656	
318+25.0 - 320+25.0	26' Pmnt, 3' Agg Lt, 3' HMA Rt (Add)	200.0	13	577.78						0.3	1	97	96		36	
320+25.0 - 333+54.5	26' Pmnt, 3' Agg	1328.5	13	3940.78						2.2	6	323			215	
333+54.5 - 334+22.0	Taper	67.5	13	195.00						0.1	0	16			11	195
334+22.0 - 342+15.0	26' Pmnt, Gutters	793.0	13	2290.89						1.3	3	192	2281		128	
342+15.0 - 343+22.0	26' Pmnt, Gutter Lt, 3' Agg Rt	107.0	13	309.11						0.2	0	26	309		17	
343+22.0 - 343+69.5	Taper	67.5	13	195.00						0.1	0	16			11	195
343+69.5 - 377+85.7	26' Pmnt, 3' Agg	3386.2	13	9611.24						5.6	15	824			549	
0+00 - 0+40.3	26' Pmnt, 3' Agg	40.3	13	116.42						0.1	0	10			7	
TOTALS										63.4	165	9334	32144	140	6218	1755

SIDE ROAD & ENTRANCE SCHEDULE

STATIONING	REMARKS	LENGTH FEET	WIDTH		AREA SQ YD	40E00200	40800050	44000158	48209020
			@ EOP FEET	BACK FEET		BIT MATLS PR CT	2 1/4" INCIDEN. HMA SURF	HOT-MIX ASPHALT SURFACE REMOVAL, 2 1/4"	HMA SHLDRS, 5 1/2"
						TON	TON	SD YD	SD YD
SIDE ROAD CL									
URBAN									
6+82.8	RT PLEASANT ST	23.0	63.0	26.0	98.16	0.1	15	98	
9+67.9	RT SCHOOL DRIVE	14.0	91.0	59.8	107.09	0.1	18	107	
9+86.0	LT PARKER CT	22.5	62.0	29.0	94.34	0.1	15	94	
13+74.4	LT PEARL ST	28.0	57.0	28.6	102.07	0.1	16	102	
13+44.5	RT PEARL ST	25.0	57.0	25.0	95.17	0.1	15	95	
16+68.8	LT PRAIRIE ST	22.0	60.0	27.0	86.88	0.1	14	89	
16+71.6	RT PRAIRIE ST	20.0	63.0	27.0	80.78	0.0	12	81	
19+84.0	LT FRANKLIN ST	22.6	41.0	34.6	111.13	0.1	17	111	
19+84.0	RT FRANKLIN ST	22.0	60.0	40.0	118.01	0.1	18	118	
23+20.5	LT LOCUST ST	11.6	64.0	51.0	71.51	0.0	11	72	
23+21.0	RT LOCUST ST	11.2	64.0	50.4	88.13	0.0	10	68	
26+51.6	LT CARROLL ST	13.0	64.0	58.0	86.91	0.0	13	87	
26+53.0	RT CARROLL ST	13.0	68.0	45.0	73.10	0.0	11	73	
29+12.5	LT TOWER ST	18.0	32.0	14.0	41.67	0.0	6	42	
29+12.5	RT TOWER ST	20.0	30.0	30.0	66.87	0.0	10	67	
32+39.1	LT CLAREMONT ST	21.0	57.0	27.5	84.41	0.0	13	84	
32+40.1	RT CLAREMONT ST	18.2	70.0	38.0	98.78	0.1	15	99	
35+70.2	LT LELAND ST	23.2	59.0	28.4	84.41	0.0	13	84	
35+70.2	RT LELAND ST	23.0	59.0	28.6	93.24	0.1	14	93	
38+85.5	LT DAME AVE	24.0	61.0	28.0	94.60	0.1	15	85	
RURAL									
159+34.7	LT GEORGETOWN RD	45.0	96.0	24.0	237.22	0.1	37	237	
159+27.9	RT GEORGETOWN RD	46.0	106.0	24.0	272.58	0.2	42	273	
187+66.6	RT BRETHERAN RD	27.0	67.0	23.0	115.09	0.1	18		
219+00.0	LT ZIER RD	75.0	113.0	24.0	297.49	0.2	46	297	
219+18.0	RT IL 72	120.0	175.0	32.0	897.56	0.5	138	898	
318+10.6	RT SPRING VALLEY RD	39.0	58.0	22.0	130.59	0.1	23		20
325+77.7	LT PEACE & QUIET RD	75.0	195.0	36.0	459.74	0.3	71		
ENTRANCES									
52+36.1	LT CE BIT	19.0	66.0	57.0	127.04	0.1	20		
52+84.0	RT S Turn-about BIT	17.0	86.0	42.0	108.35	0.1	17		
53+67.2	RT N Turn-about BIT	16.5	54.0	30.0	80.70	0.0	9		
56+41.5	RT PE MB BIT	2.5 & 6.5	35.8		17.90	0.0	3		
56+81.9	RT PE	25.0	45.0	17.0	71.13	0.0	11		
71+56.1	LT CE	11.0	56.8	45.0	58.61	0.0	9		
71+94.7	LT CE MB	4.0 & 11.0	23.0	23.0	24.08	0.0	4		
84+76.4	LT PE MB	2.5 & 8.0	34.0		19.83	0.0	3		
85+08.9	LT PE	12 & 30	27.0	14.0 & 12.0	76.44	0.0	12		
85+37.4	LT PE MB	2.0 & 6.0	34.0		18.89	0.0	3		
89+70.7	RT CE MB	0 & 5.0	29.0		8.06	0.0	1		
90+17.2	RT CE	20.0	64.0	36.0	109.83	0.1	16		
133+13.7	RT PE	12.0 & 16.0	73.0	34.0 & 17.0	111.41	0.1	17		
156+31.1	LT PE	44.0	56.0	23.0	154.66	0.1	24		
156+80.6	LT PE MB	8 & 4 & 0	28.0 & 15.0		22.00	0.0	3		
170+44.8	RT CE CONCRETE	15	72.0	49.4	98.82	0.1	15		
192+32.5	RT PE MB	0 & 3.3 & 3.3	17.0 & 17.0		8.50	0.0	1		
192+70.0	RT PE	18.5	41.0	14.0	52.50	0.0	8		
197+98.0	LT PE	28.0	73.6	27.0	132.15	0.1	20		
197+98.0	RT PE MB	0 & 4.5 & 5.5 & 0	18.6 & 26.0 & 27.0		27.34	0.0	4		
225+69.6	RT CE	28.0	42.0	20.0	78.89	0.0	12		
231+57.6	LT CE	32.0	101.0	46.0	235.37	0.1	36		
232+10.2	LT CE-MB-CE	10.0	24.0		26.67	0.0	4		
232+45.7	LT CE	27.0	47.0	24.0	100.02	0.1	15		
234+70.9	RT MB	0 & 3.5 & 3.5	25.0 & 31.0		16.92	0.0	3		
235+17.4	RT PE	26.0	37.0	21.0	72.45	0.0	11		
251+43.7	RT PE	24.0	46.0	16.0	72.04	0.0	11		
252+22.7	RT MB	2.0	112.0		24.89	0.0	4		
252+39.1	LT PE	22.5	52.0	12.0	60.40	0.0	9		
293+81.4	RT MB	0 & 7	65.0		25.28	0.0	4		
294+30.4	RT PE	28.0	33.0	14.0	87.77	0.0	10		
299+31.8	LT PE	28.0	43.0	13.5	66.10	0.0	10		
298+28.6	RT PE MB	1.0 & 6.0 & 0	63.0 & 40.0 & 51.0		24.22	0.0	4		
345+94.5	LT PE MB	0 & 6.0 & 7.0	37.0 & 22.0		28.22	0.0	4		
346+50.0	LT PE	44.0	52.0	18.0	138.53	0.1	21		
350+79.6	RT PE MB	0 & 8.0	50.0		22.22	0.0	3		
351+29.1	RT PE	46.0	49.0	14.0	115.22	0.1	18		
377+73.8	RT PE	25.0	38.0	13.0	56.50	0.0	9		
378+04.8	RT PE MB	8.0 & 0	24.0		10.67	0.0	2		
377+75.9	LT PE	36.0	74.0	22.0	152.37	0.1	23		
TOTALS						3.9	1060	3464	20

FAP 654 (IL73)
 Section (109, 113)RS
 Cairroll County
 Contract #64G69
 Sheet 25 of 55

EARTHWORK SCHEDULE

20200100

1 LOCATION	2 EARTH EXCAVATION CYD	3 EARTH EXCAVATION ADJUSTED FOR SHRINKAGE CYD	4 EMBANKMENT CYD	5 EARTHWORK BALANCE WASTE (+) OR SHORTAGE (-) CYD
STA. 232+50.0 to 232+75.0 LT	7	5	0	+ 5
STA. 232+75.0 to 233+00.0 LT	22	17	1	+ 16
STA. 233+00.0 to 233+22.7 LT	29	22	2	+ 20
STA. 233+00.0 to 233+22.7 RT	0	0	4	-4
STA. 233+22.7 to 233+25.0 LT	5	4	5	-2
STA. 233+22.7 to 233+25.0 RT	0	0	0	0
STA. 233+25.0 to 233+50.0 LT	48	36	1	+ 35
STA. 233+25.0 to 233+50.0 RT	0	0	2	-2
STA. 233+50.0 to 233+75.0 LT	9	7	1	+ 6
STA. 225+69.6 RT	0	0	5	-5
STA. 318+36.0 RT	0	0	50	-50
TOTALS	120	90	70	+ 20

SCHEDULE OF QUANTITIES

FAP 654 (IL 73)
Section 110, 113R15
Carroll County
Contract #55G69
Sheet 26 of 86

20400800	FURNISHED EXCAVATION	LOCATION	REMARKS
	CU YD		
	150	ENTIRE PROJECT	SHOULDER WIDENING FOR GUARDRAIL TERMINALS
TOTAL:	150		

25100830	EROSION CONTROL BLANKET	LOCATION	REMARKS
	SQ YD		
	23	STA. 232+50.0 TO 232+75.0	LT DITCHING AROUND DROP BOX
	63	STA. 232+75.0 TO 233+00.0	LT DITCHING AROUND DROP BOX
	88	STA. 233+00.0 TO 233+25.0	LT DITCHING AROUND DROP BOX
	78	STA. 233+25.0 TO 233+50.0	LT DITCHING AROUND DROP BOX
	29	STA. 233+50.0 TO 233+75.0	LT DITCHING AROUND DROP BOX
TOTAL:	281		

40600862	HOT-MIX ASPHALT SURFACE REMOVAL - BUTT JOINT	LOCATION	REMARKS
	SQ YD		
	MAINLINE		
	108	STA. 61+26.5 TO 61+64.0	S BRIDGE 37.5' X 26'
	108	STA. 63+22.0 TO 63+56.5	N BRIDGE 37.5' X 26'
	108	STA. 99+62.5 TO 100+00.0	S STRADDLE CREEK 37.5' X 26'
	108	STA. 108+65.0 TO 109+02.5	N STRADDLE CREEK 37.5' X 26'
	108	STA. 282+76.5 TO 283+14.0	S PAYNE 37.5' X 26'
	108	STA. 277+73.0 TO 278+10.5	N PAYNE 37.5' X 26'
	108	STA. 0+02.8 TO 0+40.3	END 37.5' X 26'
	SIDERROADS		
	278	BRETHREN ROAD	RT 37.5' X 67'
	242	SPRING VALLEY ROAD	RT 37.5' X 68'
	813	PEACE & QUIET ROAD	LT 37.5' X 185'
TOTAL:	2,090		

40600885	PORTLAND CEMENT CONCRETE SURFACE REMOVAL - BUTT JOINT	LOCATION	REMARKS
	SQ YD		
	99	STA. 170+44.8	RT 15'X(72' EOP & 48.4')
TOTAL:	99		FROM 0' @ EOP TO 1.5'

40800890	TEMPORARY RAMP	LOCATION	REMARKS
	SQ YD		
	MAINLINE		
	26	STA. 1+14.0 TO 1+22.3	START 8.3' X 26' (8' PL and 12' ML)
	42	STA. 27+34.7 TO 27+43.0	S RR 8.3' X 45.4' (16.7' PL and 12' ML)
	25	STA. 29+12.0 TO 29+20.3	N RR 8.3' X 26' (8' PL and 12' ML)
	14	STA. 61+59.8 TO 61+64.0	S BRIDGE 6' X 26'
	14	STA. 63+22.0 TO 63+26.2	N BRIDGE 5' X 26'
	14	STA. 99+95.8 TO 100+00.0	S STRADDLE CREEK 5' X 26'
	14	STA. 108+65.0 TO 108+59.2	N STRADDLE CREEK 5' X 26'
	14	STA. 263+09.8 TO 263+14.0	S PAYNE 5' X 26'
	14	STA. 277+73.0 TO 277+77.2	N PAYNE 5' X 26'
	14	STA. 0+36.1 TO 0+40.3	END 5' X 26'
	SIDERROADS		
	29	PLEASANT STREET	RT 8.3' X 63'
	42	SCHOOL DRIVE	RT 8.3' X 91'
	29	PARKER COURT	LT 8.3' X 62'
	27	PEARL STREET	LT 8.3' X 57'
	27	PEARL STREET	RT 8.3' X 57'
	25	PRAIRIE STREET	LT 8.3' X 60'
	29	PRAIRIE STREET	RT 8.3' X 63'
	27	FRANKLIN STREET	LT 8.3' X 57'
	26	FRANKLIN STREET	RT 8.3' X 60'
	30	LOCUST STREET	LT 8.3' X 64'
	30	LOCUST STREET	RT 8.3' X 64'
	30	CARROLL STREET	LT 8.3' X 64'
	32	CARROLL STREET	RT 8.3' X 68'
	15	TOWER STREET	LT 8.3' X 32'
	14	TOWER STREET	RT 8.3' X 30'
	27	CLAREMONT STREET	LT 8.3' X 57'
	33	CLAREMONT STREET	RT 8.3' X 70'
	25	LELAND STREET	LT 8.3' X 59'
	25	LELAND STREET	RT 8.3' X 59'
	25	DAME AVENUE	LT 8.3' X 61'
	53	GEORGETOWN ROAD	LT 5' X 88'
	59	GEORGETOWN ROAD	RT 5' X 105'
	37	BRETHREN ROAD	RT 5' X 67'
	13	ZIER ROAD	LT 8.3' X 27'
	28	IL-72 EAST BOUND	RT 8.3' X 60'
	33	IL-72 WEST BOUND	RT 8.3' X 70'
	32	SPRING VALLEY ROAD	RT 5' X 68'
	108	PEACE & QUIET ROAD	LT 5' X 185'
	ENTRANCE		
	27	STA. 170+44.8	RT 5' X 48.4'
TOTAL:	1,144		

SCHEDULE OF QUANTITIES

FAP 054 (L. 73)
Section 109, 113(R)S
Clark County
Contract #0569
Sheet 27 of 66

44000165	HOT-MIX ASPHALT SURFACE REMOVAL, 4"						REMARKS
	<u>SQ YD</u>		<u>LOCATION</u>				EOP REPAIR - AS DIRECTED BY ENGINEER
	419		VARIOUS LOCATIONS				
TOTAL:	419						

44000500	COMBINATION CURB AND GUTTER REMOVAL						REMARKS
	<u>FOOT</u>		<u>LOCATION</u>				WATER VALVE IN CURB
	93	STA.	1+14.0	TO	2+07.0	LT	
	199	STA.	1+14.0	TO	3+13.0	RT	
	53	STA.	3+48.0	TO	4+01.0	RT	
	90	STA.	4+51.0	TO	5+41.0	RT	
	14	STA.	7+54.0	TO	7+88.0	RT	
	29	STA.	7+89.0	TO	7+98.0	LT	
	24	STA.	9+02.0	TO	9+26.0	RT	
	20	STA.	11+02.0	TO	11+22.0	RT	
	11	STA.	12+12.0	TO	12+23.0	RT	
	23	STA.	12+18.0	TO	12+42.0	LT	
	7	STA.	15+82.0	TO	15+89.0	LT	
	8	STA.	16+36.0	TO	16+44.0	RT	PRAIRE ST (SE CORNER) WITH INLET
	6	STA.	29+47.0	TO	29+53.0	LT	
	26	STA.	29+70.0	TO	29+95.0	RT	
	6	STA.	30+16.0	TO	30+22.0	RT	
	40	STA.	32+84.0	TO	33+24.0	RT	
	20	STA.	35+30.0	TO	35+50.0	LT	WITH INLET FRAME TO BE REPLACED
	8	STA.	35+37.0	TO	35+43.0	RT	LELAND ST (SE CORNER) WITH INLET
	9	STA.	41+90.0	TO	41+95.0	RT	
	32	STA.	42+09.0	TO	42+41.0	LT	
	7	STA.	44+72.0	TO	44+79.0	RT	
	29	STA.	44+85.0	TO	45+14.0	LT	
	26	STA.	47+57.0	TO	47+83.0	RT	
	23	STA.	48+13.0	TO	48+36.0	RT	
	4	STA.	50+39.0	TO	50+43.0	RT	
	58	STA.	50+71.0	TO	51+29.0	RT	
	33	STA.	51+26.0	TO	51+59.0	LT	
TOTAL:	888						

44300209	STRIP REFLECTIVE CRACK CONTROL TREATMENT						REMARKS
	<u>FOOT</u>		<u>LOCATION</u>				ENTIRE PROJECT
	37712	STA.	1+14.0	TO	0+00.3	CL	ENTIRE PROJECT
	75424		1+14.0	TO	0+40.3	RT & LT	ENTIRE PROJECT
TOTAL	113,136						

48102100	AGGREGATE WEDGE SHOULDER, TYPE B						REMARKS
	<u>TON</u>		<u>LOCATION</u>				
	8	STA.	51+93.0	TO	52+60.5	RT & LT	3' X 3.25'
	103	STA.	52+80.5	TO	60+96.5	RT & LT	3' X 3.25'
	8	STA.	60+96.5	TO	61+64.0	RT & LT	3' X 3.25'
	8	STA.	63+22.0	TO	63+89.5	RT & LT	3' X 3.25'
	1,175	STA.	63+89.5	TO	159+10.5	RT & LT	3' X 3.25'
	8	STA.	159+10.5	TO	159+78.0	RT & LT	3' X 3.25'
	29	STA.	159+78.0	TO	164+52.0	LT	3' X 3.25'
	8	STA.	167+62.0	TO	168+29.5	RT & LT	3' X 3.25'
	610	STA.	168+29.5	TO	217+70.5	RT & LT	3' X 3.25'
	8	STA.	217+70.5	TO	218+36.0	RT & LT	3' X 3.25'
	8	STA.	223+70.0	TO	224+37.5	RT & LT	3' X 3.25'
	857	STA.	224+37.5	TO	253+32.5	RT & LT	3' X 3.25'
	8	STA.	253+32.5	TO	254+00.0	RT & LT	3' X 3.25'
	.0	STA.	254+00.0	TO	254+02.0	LT	3' X 3.25'
	1	STA.	260+57.0	TO	260+72.0	LT	3' X 3.25'
	8	STA.	260+72.0	TO	261+39.5	RT & LT	3' X 3.25'
	13	STA.	261+39.5	TO	262+46.5	RT & LT	3' X 3.25'
	8	STA.	282+46.5	TO	283+14.0	RT & LT	3' X 3.25'
	8	STA.	277+73.0	TO	278+40.5	RT & LT	3' X 3.25'
	492	STA.	278+40.5	TO	318+25.0	RT & LT	3' X 3.25'
	12	STA.	318+25.0	TO	320+25.0	LT	3' X 3.25'
	164	STA.	320+25.0	TO	333+54.5	RT & LT	3' X 3.25'
	8	STA.	333+54.5	TO	334+22.0	RT & LT	3' X 3.25'
	5	STA.	342+16.0	TO	343+22.0	RT	3' X 3.25'
	8	STA.	343+22.0	TO	343+89.5	RT & LT	3' X 3.25'
	416	STA.	343+89.5	TO	377+58.5	RT & LT	3' X 3.25'
	3	STA.	377+58.5	TO	377+65.7	RT & LT	3' X 3.25'
	5	STA.	0+00	TO	0+40.3	RT & LT	3' X 3.25'
	765						ADDITIONAL MATERIAL FOR
TOTAL	4,258						PERRIMETER EROSION BARRIER

50100100	REMOVAL OF EXISTING STRUCTURES						REMARKS
	<u>EACH</u>		<u>LOCATION</u>				SPLIWAY
	1	STA.	283+23	TO			
TOTAL	1						

50102400	CONCRETE REMOVAL						REMARKS
	<u>CU YD</u>		<u>LOCATION</u>				EXISTING DROP BOX AND HEADWALL
	2.0	STA.	283+23.0	TO			
TOTAL	2.0						

SCHEDULE OF QUANTITIES

FAP 654 (IL 75)
 Section 1100, 113/R5
 Carroll County
 Contract #05G09
 Sheet 26 of 55

ITEM NO.	DESCRIPTION	UNIT	LOCATION	RT	REMARKS
50104400	CONCRETE HEADWALL REMOVAL	EACH			
		1	STA. 318+36	RT	SPRING VALLEY ROAD
TOTAL		1			
60800105	REINFORCEMENT BARS	POUND			
		16	STA. 233+23.0	RT	3' X 3' CULVERT
		12	STA. 318+36.0	RT	SPRING VALLEY CULVERT EXTENSION
TOTAL		28			
64002020	EXPANSION BOLTS 3/4 INCH	EACH			
		8	STA. 233+23.0	RT	3' X 3' CULVERT
		4	STA. 318+36.0	RT	SPRING VALLEY CULVERT EXTENSION
TOTAL		12			
642D022D	PIPE CULVERTS, CLASS D, TYPE 1 15"	FOOT			
		11	STA. 225+69.6		METAL REPAIR CE CULVERT - REPLACE 11' ON NORTH END
		12	STA. 318+36.0		CONCRETE SPRING VALLEY CULVERT EXTENSION
TOTAL		23			
542D1087	PIPE CULVERTS, CLASS D, TYPE 2 42"	FOOT			
		5	STA. 233+23.0	RT	CONCRETE EXTEND 3' X 3' CULVERT
TOTAL		5			
54213450	END SECTIONS 15"	EACH			
		1	225+48.0	RT	CE CULVERT
		1	225+69.6	RT	CE CULVERT
		1	318+36.0	RT	SPRING VALLEY CULVERT EXTENSION
TOTAL		3			
54213477	END SECTIONS 42"	EACH			
		1	233+23.0	RT	3' X 3' CULVERT
TOTAL		1			
64248510	CONCRETE COLLAR	CU YD			
		0.8	233+23.0	RT	3' X 3' CULVERT
		0.3	318+36.0	RT	SPRING VALLEY CULVERT EXTENSION
TOTAL		1.1			
60255500	MANHOLES TO BE ADJUSTED	EACH			
		1	STA. 1+29.0	LT	PARKING LANE
		1	STA. 5+75.0	LT	HALF PARKING LANE/HALF MAINLINE
		1	STA. 6+53.0	RT	PLEASANT ST
		2	STA. 7+23.0	RT & LT	MAINLINE
		1	STA. 7+78.0	LT	MAINLINE
		1	STA. 9+81.0	LT	MAINLINE
		2	STA. 9+98.0	RT & LT	RT - N SCHOOL ENTRANCE
		1	STA. 10+87.0	LT	MAINLINE
		1	STA. 13+84.0	LT	PEARL ST
		1	STA. 13+76.0	RT	MAINLINE
		1	STA. 18+41.0	RT	MAINLINE
		1	STA. 19+47.0	RT	MAINLINE
		2	STA. 19+58.0	RT & LT	MAINLINE
		1	STA. 22+81.0	RT	MAINLINE
		1	STA. 32+07.0	RT	MAINLINE
		1	STA. 32+80.0	RT	MAINLINE
		1	STA. 35+61.0	RT	MAINLINE
		2	STA. 35+74.0	RT & LT	MAINLINE
		1	STA. 36+09.0	LT	MAINLINE
		1	STA. 38+53.0	LT	MAINLINE
		2	STA. 38+98.0	RT & LT	MAINLINE
		2	STA. 40+48.0	RT & LT	LT - DAME AVE
		2	STA. 43+19.0	RT & LT	MAINLINE
		1	STA. 43+33.0	RT	MAINLINE
		1	STA. 43+73.0	RT	MAINLINE
		1	STA. 46+15.0	RT	MAINLINE
		1	STA. 46+50.0	RT	MAINLINE
		1	STA. 47+93.0	RT	MAINLINE
		1	STA. 48+48.0	RT	MAINLINE
		1	STA. 49+23.0	RT	MAINLINE
TOTAL		37			

SCHEDULE OF QUANTITIES

FAP 854 (IL 73)
 Section 1100, 1103/RS
 Carroll County
 Contract #05069
 Sheet 20 of 55

60260100 INLETS TO BE ADJUSTED		LOCATION		REMARKS
<u>EACH</u>				
	5			AS DIRECTED BY THE ENGINEER
TOTAL	5			

60266600 VALVE BOXES TO BE ADJUSTED		LOCATION		REMARKS
<u>EACH</u>				
1	STA.	9+62.0	LT	PARKER COURT
1	STA.	13+77.0	LT	PARKING LANE
1	STA.	20+19.0	RT	FRANKLIN ST
1	STA.	22+78.0	LT	LOCUST ST
1	STA.	23+13.0	LT	MAIN LINE
1	STA.	25+97.0	LT	MAIN LINE
1	STA.	26+25.0	LT	MAIN LINE
1	STA.	26+37.0	RT	CARROLL ST
1	STA.	26+78.0	RT	CARROLL ST
1	STA.	35+85.0	LT	PARKING LANE
1	STA.	38+80.0	LT	DAME AVE
1	STA.	42+44.0	LT	PARKING LANE
TOTAL	12			

60905800 COMBINATION CONCRETE CURB AND GUTTER, TYPE B-6.24		LOCATION		REMARKS
<u>FOOT</u>				
93.0	STA.	1+14.0	TO 2+07.0	LT
199.0	STA.	1+14.0	TO 3+13.0	RT
53.0	STA.	3+48.0	TO 4+01.0	RT
90.0	STA.	4+51.0	TO 5+41.0	RT
14.0	STA.	7+54.0	TO 7+68.0	RT
28.0	STA.	7+89.0	TO 7+98.0	LT
24.0	STA.	9+02.0	TO 9+28.0	RT
20.0	STA.	11+02.0	TO 11+22.0	RT
11.0	STA.	12+12.0	TO 12+23.0	RT
23.0	STA.	12+19.0	TO 12+42.0	LT
7.0	STA.	15+82.0	TO 15+89.0	LT
8.0	STA.	16+36.0	TO 16+44.0	RT
6.0	STA.	20+47.0	TO 20+53.0	LT
26.0	STA.	29+70.0	TO 29+96.0	RT
6.0	STA.	30+16.0	TO 30+22.0	RT
40.0	STA.	32+84.0	TO 33+24.0	RT
20.0	STA.	35+30.0	TO 35+50.0	LT
5.0	STA.	35+37.0	TO 35+43.0	RT
9.0	STA.	41+90.0	TO 41+99.0	RT
32.0	STA.	42+09.0	TO 42+41.0	LT
7.0	STA.	44+72.0	TO 44+78.0	RT
29.0	STA.	44+85.0	TO 45+14.0	LT
25.0	STA.	47+57.0	TO 47+83.0	RT
23.0	STA.	48+13.0	TO 48+36.0	RT
4.0	STA.	50+39.0	TO 50+43.0	RT
58.0	STA.	50+71.0	TO 51+28.0	RT
33.0	STA.	51+26.0	TO 51+59.0	LT
TOTAL:	898.0			

WATER VALVE IN CURB

 PRAIRE ST (SE CORNER) WITH INLET

 WITH INLET FRAME TO BE REPLACED
 LELAND ST (SE CORNER) WITH INLET

63000001 STEEL PLATE BEAM GUARD RAIL, TYPE A, 6 FOOT POSTS		LOCATION		REMARKS
<u>FOOT</u>				
262.5	STA.	283+50.0	TO 289+12.5	RT
200.0	STA.	283+80.0	TO 285+80.0	LT
387.5	STA.	309+09.0	TO 312+66.5	RT
300.0	STA.	309+58.5	TO 312+58.5	LT
25.0	STA.	317+11.0	TO 317+35.0	RT
62.5	STA.	318+94.5	TO 319+57.0	RT
175.0	STA.	346+33.0	TO 348+08.0	RT
150.0	STA.	348+75.0	TO 348+25.0	LT
TOTAL	1,562.5			

SOUTH OF SPRING VALLEY ROAD
 NORTH OF SPRING VALLEY ROAD

63000350 LONG-SPAN GUARDRAIL OVER CULVERT, 12 FT 0 IN SPAN		LOCATION		REMARKS
<u>FOOT</u>				
12.5	STA.	316+62.0	TO 318+94.5	RT
TOTAL	12.5			SPAN CULVERT

SCHEDULE OF QUANTITIES

FAP 654 (L 73)
 Section (100, 113)RS
 Camell County
 Contract #55028
 Sheet 38 of 55

ITEM NO.	DESCRIPTION	UNIT	LOCATION	TO	FROM	REMARKS
63000360	LONG-SPAN GUARDRAIL OVER CULVERT, 16 FT 0 IN SPAN					
	<u>FOOT</u>		<u>LOCATION</u>			
	18.75	STA.	284+57.0		LT	SPAN CULVERT
	18.75	STA.	285+00.0		RT	SPAN CULVERT
TOTAL	37.50					
63100167	TRAFFIC BARRIER TERMINAL, TYPE 1 (SPECIAL) TANGENT					
	<u>EACH</u>		<u>LOCATION</u>			
	1	STA.	283+30.0	TO 283+80.0	LT	
	1	STA.	286+12.5	TO 286+62.5	RT	
	1	STA.	306+59.0	TO 309+09.0	RT	
	1	STA.	309+08.5	TO 309+58.5	LT	
	1	STA.	312+58.5	TO 313+08.5	LT	
	1	STA.	312+86.5	TO 313+46.5	RT	
	1	STA.	316+61.0	TO 317+11.0	RT	SOUTH OF SPRING VALLEY ROAD
	1	STA.	317+36.0	TO 317+86.0	RT	SOUTH OF SPRING VALLEY ROAD
	1	STA.	318+44.5	TO 318+94.5	RT	NORTH OF SPRING VALLEY ROAD
	1	STA.	319+57.0	TO 320+07.0	RT	NORTH OF SPRING VALLEY ROAD
	1	STA.	345+83.0	TO 346+33.0	RT	
1	STA.	348+08.0	TO 348+58.0	RT		
1	STA.	348+25.0	TO 348+75.0	LT		
TOTAL	13					
63100160	TRAFFIC BARRIER TERMINAL, TYPE 1 (SPECIAL) FLARED					
	<u>EACH</u>		<u>LOCATION</u>			
	1	STA.	283+00.0	TO 283+50.0	RT	
1	STA.	285+80.0	TO 286+30.0	LT		
TOTAL	2					
63200310	GUARDRAIL REMOVAL					
	<u>FOOT</u>		<u>LOCATION</u>			
	103	STA.	233+04.0	TO 234+07.0	LT	
	122	STA.	283+97.0	TO 285+19.0	LT	
	100	STA.	284+80.0	TO 285+80.0	RT	
	288	STA.	310+47.0	TO 313+35.0	RT	
	225	STA.	310+55.0	TO 312+80.0	LT	
	130	STA.	318+70.0	TO 320+00.0	RT	
	445	STA.	345+35.0	TO 345+83.0	RT	
	397	STA.	347+03.0	TO 350+37.0	LT	INCLUDES RADIUS ON SOUTH END
TOTAL	1,810					
63300725	STEEL PLATE BEAM GUARDRAIL (SHORT RADIUS)					
	<u>FOOT</u>		<u>LOCATION</u>			
37.5	STA.	346+75.0		LT	NORTH SIDE OF ENTRANCE	
TOTAL	37.5					
63500105	DELINEATORS					
	<u>EACH</u>		<u>LOCATION</u>			
	2	STA.	4+25	RT & LT		IDENTIFYING CULVERT
	2	STA.	72+12	RT & LT		IDENTIFYING CULVERT
	2	STA.	97+92	RT & LT		IDENTIFYING CULVERT
	2	STA.	102+69	RT & LT		IDENTIFYING CULVERT
	2	STA.	112+82	RT & LT		IDENTIFYING CULVERT
	2	STA.	132+56	RT & LT		IDENTIFYING CULVERT
	2	STA.	142+25	RT & LT		IDENTIFYING CULVERT
	2	STA.	168+80	RT & LT		IDENTIFYING CULVERT
	2	STA.	171+00	RT & LT		IDENTIFYING CULVERT
	2	STA.	178+70	RT & LT		IDENTIFYING CULVERT
	2	STA.	180+67	RT & LT		IDENTIFYING CULVERT
	2	STA.	203+15	RT & LT		IDENTIFYING CULVERT
	2	STA.	213+09	RT & LT		IDENTIFYING CULVERT
	2	STA.	233+23	RT & LT		IDENTIFYING CULVERT
	4	STA.	240+31	RT & LT		GUARDRAIL ENDS
	4	STA.	249+75	RT & LT		GUARDRAIL ENDS
	2	STA.	268+25	RT & LT		IDENTIFYING CULVERT
	2	STA.	278+68	RT & LT		IDENTIFYING CULVERT
	4	STA.	284+88	RT & LT		GUARDRAIL ENDS
	2	STA.	298+73	RT & LT		IDENTIFYING CULVERT
	4	STA.	311+48	RT & LT		GUARDRAIL ENDS
3	STA.	318+76	RT & LT		GUARDRAIL ENDS ON RT/IDENTIFYING CULVERT ON LT	
3	STA.	327+21	RT & LT		GUARDRAIL ENDS ON RT/IDENTIFYING CULVERT ON LT	
4	STA.	356+53	RT & LT		GUARDRAIL ENDS	
2	STA.	370+73	RT & LT		IDENTIFYING CULVERT	
TOTAL	62					

SCHEDULE OF QUANTITIES

FAP 854 (IL 73)
 Section 1108, 1109/RS
 Carroll County
 Contract: 9555259
 Sheet 21 of 85

70300100 SHORT-TERM PAVEMENT MARKING

	<u>LN FT</u>	<u>LOCATION</u>	<u>REMARKS</u>
	6998.7	ENTIRE PROJECT	CENTERLINE
	779.8	ENTIRE PROJECT	MILLED SECTION
	132.0	ENTIRE PROJECT	EDGE LINE/SHOULDERS
TOTAL	7,611		

70301000 WORK ZONE PAVEMENT MARKING REMOVAL

	<u>SG FT</u>	<u>LOCATION</u>	<u>REMARKS</u>
	1,318	ENTIRE PROJECT	
TOTAL	1,318		

78000100 THERMOPLASTIC PAVEMENT MARKING - LETTERS AND SYMBOLS

	<u>SG FT</u>	<u>LOCATION</u>	<u>REMARKS</u>
	53	STA. 19+08.0	RT "SCHOOL XING"
	53	STA. 20+86.0	LT "SCHOOL XING"
	7	STA. 25+15.0	RT RR XING - "R"
	54	STA. 25+15.0	RT RR XING - "X"
	7	STA. 31+52.0	LT RR XING - "R"
	54	STA. 31+52.0	LT RR XING - "X"
TOTAL	228		

78000200 THERMOPLASTIC PAVEMENT MARKING - LINE 4"

	<u>FOOT</u>	<u>LOCATION</u>	<u>REMARKS</u>
	590	STA. 1+14.0	TO 24+74.0 CL SKIP DASH YELLOW
	67	STA. 24+74.0	TO 27+43.0 CL LT SKIP DASH YELLOW
	266	STA. 28+12.0	TO 31+78.0 CL LT SOLID YELLOW
	67	STA. 29+12.0	TO 31+78.0 CL RT SKIP DASH YELLOW
	405	STA. 31+78.0	TO 47+97.0 CL SKIP DASH YELLOW
	71	STA. 47+97.0	TO 50+82.0 CL LT SKIP DASH YELLOW
	285	STA. 47+97.0	TO 50+82.0 CL RT SOLID YELLOW
	78	STA. 11+88.0	TO 12+27.0 RT PARKING LANES WHITE
	147	STA. 19+70.0	TO 22+92.0 RT & LT PARKING LANES WHITE - FRANKLIN TO LOCUST
	190	STA. 22+92.0	TO 25+25.0 RT & LT PARKING LANES WHITE - LOCUST TO CARROLL
	20	STA. 26+25.0	TO 27+94.0 RT & LT PARKING LANES WHITE - CARROLL TO RR TRACKS
	38	STA. 20+36.0	RT & LT NO PARKING ZONE YELLOW
	64	STA. 22+54.0	RT & LT NO PARKING ZONE YELLOW
	84	STA. 23+50.0	RT & LT NO PARKING ZONE YELLOW
	73	STA. 25+88.0	RT NO PARKING ZONE YELLOW
TOTAL	2,434		

78000400 THERMOPLASTIC PAVEMENT MARKING - LINE 6"

	<u>FOOT</u>	<u>LOCATION</u>	<u>REMARKS</u>
	208	FRANKLIN ST AND IL 73	CROSSWALKS-WHITE
	208	LOCUST ST AND IL 73	CROSSWALKS-WHITE
	208	CARROLL ST AND IL 73	CROSSWALKS-WHITE
TOTAL	624		

78000600 THERMOPLASTIC PAVEMENT MARKING - LINE 24"

	<u>FOOT</u>	<u>LOCATION</u>	<u>REMARKS</u>
	12	STA. 24+90.0	RT WHITE STOP BAR - RR XING
	12	STA. 25+40.0	RT WHITE STOP BAR - RR XING
	12	STA. 31+27.0	LT WHITE STOP BAR - RR XING
	12	STA. 31+77.0	LT WHITE STOP BAR - RR XING
TOTAL	48		

SCHEDULE OF QUANTITIES

FAP 054 (IL 73)
Section 1100, 113/RS
Carmel County
Contract 955039
Sheet 32 of 65

78001110 PAINT PAVEMENT MARKING - LINE 4"		LOCATION	REMARKS			
FOOT		LOCATION	REMARKS			
MAINLINE						
2,188	STA.	50+82.0	TO	56+29.0	CL	DOUBLE YELLOW
1,070	STA.	56+29.0	TO	61+64.0	CL	LT SOLID YELLOW
288	STA.	56+29.0	TO	61+64.0	CL	RT SKIP DASH YELLOW
188	STA.	63+21.0	TO	64+15.0	CL	LT SOLID YELLOW
47	STA.	63+21.0	TO	64+15.0	CL	RT SKIP DASH YELLOW
820	STA.	64+15.0	TO	80+55.0	CL	SKIP DASH YELLOW
500	STA.	80+55.0	TO	90+54.0	CL	LT SKIP DASH YELLOW
1,698	STA.	80+55.0	TO	90+54.0	CL	RT SKIP DASH YELLOW
3,784	STA.	90+54.0	TO	100+00.0	CL	DOUBLE YELLOW
5,004	STA.	103+65.0	TO	133+67.0	CL	LT SOLID YELLOW
1,251	STA.	108+65.0	TO	133+67.0	CL	RT SKIP DASH YELLOW
353	STA.	133+67.0	TO	140+73.0	CL	SKIP DASH YELLOW
533	STA.	140+73.0	TO	151+38.0	CL	LT SKIP DASH YELLOW
2,132	STA.	140+73.0	TO	151+38.0	CL	RT SKIP DASH YELLOW
3,492	STA.	151+38.0	TO	160+12.0	CL	DOUBLE YELLOW
1,942	STA.	160+12.0	TO	169+83.0	CL	LT SOLID YELLOW
486	STA.	169+12.0	TO	169+83.0	CL	RT SKIP DASH YELLOW
856	STA.	169+83.0	TO	186+94.0	CL	SKIP DASH YELLOW
528	STA.	186+94.0	TO	197+50.0	CL	LT SKIP DASH YELLOW
2,112	STA.	186+94.0	TO	197+50.0	CL	RT SOLID YELLOW
8,416	STA.	197+50.0	TO	218+54.0	CL	DOUBLE YELLOW
1,812	STA.	218+80.0	TO	224+13.0	CL	DOUBLE YELLOW
1,832	STA.	224+13.0	TO	233+79.0	CL	LT SOLID YELLOW
483	STA.	224+13.0	TO	233+79.0	CL	RT SKIP DASH YELLOW
757	STA.	233+79.0	TO	248+92.0	CL	SKIP DASH YELLOW
422	STA.	248+92.0	TO	257+96.0	CL	LT SKIP DASH YELLOW
1,688	STA.	248+92.0	TO	257+96.0	CL	RT SOLID YELLOW
2,312	STA.	267+86.0	TO	263+14.0	CL	DOUBLE YELLOW
1,194	STA.	277+73.0	TO	283+70.0	CL	LT SOLID YELLOW
288	STA.	277+73.0	TO	283+70.0	CL	RT SKIP DASH YELLOW
604	STA.	283+70.0	TO	285+78.0	CL	SKIP DASH YELLOW
39	STA.	295+78.0	TO	295+56.0	CL	LT SKIP DASH YELLOW
156	STA.	295+78.0	TO	296+56.0	CL	RT SOLID YELLOW
16,740	STA.	296+56.0	TO	338+41.0	CL	DOUBLE YELLOW
1,580	STA.	338+41.0	TO	348+21.0	CL	LT SOLID YELLOW
450	STA.	338+41.0	TO	348+21.0	CL	RT SKIP DASH YELLOW
985	STA.	348+21.0	TO	357+92.0	CL	SKIP DASH YELLOW
517	STA.	367+92.0	TO	0+40.3	CL	LT SKIP DASH YELLOW
2,068	STA.	367+92.0	TO	0+40.3	CL	RT SOLID YELLOW
SIDEROADS						
240		IL 72			CL	RT SOLID YELLOW
240		IL 72			CL	LT SKIP DASH YELLOW
212		PEACE & QUIET ROAD			CL	DOUBLE YELLOW
SUB-TOTAL	73,118					
65,338	STA.	51+57.0	TO	0+40.3	LT	WHITE EDGE LINES
65,238	STA.	52+07.0	TO	0+40.3	RT	WHITE EDGE LINES
500		PEACE & QUIET ROAD			EOP	WHITE EDGE LINES
SUB-TOTAL	131,076					
TOTAL	204,192					
78001140 PAINT PAVEMENT MARKING - LINE 8"						
FOOT		LOCATION			REMARKS	
288	STA.	219+42.0			RT	WHITE ISLAND - IL 72 INTERSECTION
TOTAL	288					
78001150 PAINT PAVEMENT MARKING - LINE 12"						
FOOT		LOCATION			REMARKS	
100	STA.	219+42.0			RT	WHITE ISLAND - IL 72 INTERSECTION
TOTAL	100					
78001180 PAINT PAVEMENT MARKING - LINE 24"						
FOOT		LOCATION			REMARKS	
42	STA.	219+42.0			RT	WHITE STOP BAR - IL 72 INTERSECTION
68		PEACE & QUIET ROAD				WHITE STOP BAR - PEACE & QUIET ROAD
TOTAL	110					

SCHEDULE OF QUANTITIES

FAP 054 (IL 73)
 Section 110, 113(RS)
 Carroll County
 Contract #05C02
 Sheet 33 of 55

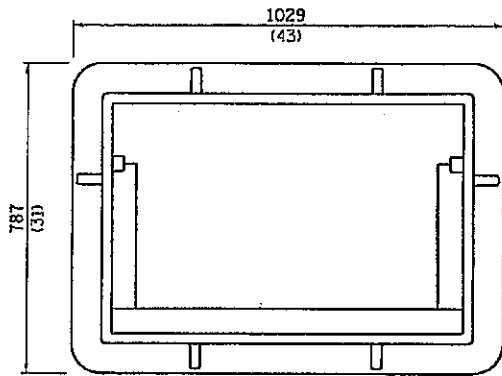
ITEM NO	DESCRIPTION	UNIT	LOCATION	TO	REMARKS
78100100	RAISED REFLECTIVE PAVEMENT MARKER	EACH			
		472	STA. 1+14.0	TO 377+88.5	2 WAY AMBER - ENTIRE PROJECT
TOTAL		472			
78200410	GUARDRAIL MARKERS, TYPE A	EACH			
		4	STA. 283+00.0	TO 288+62.5	RT
		4	STA. 283+30.0	TO 288+30.0	LT
		6	STA. 306+50.0	TO 312+46.5	RT
		5	STA. 309+08.5	TO 313+08.5	LT
		4	STA. 316+51.0	TO 317+66.0	RT
		4	STA. 318+44.5	TO 320+07.0	RT
		4	STA. 345+83.0	TO 348+50.0	RT
		5	STA. 348+75.0	TO 348+75.0	LT
TOTAL		36			
78201000	TERMINAL MARKER - DIRECT APPLIED	EACH			
		1	STA. 61+84.0		LT
		1	STA. 283+97.0		LT
		1	STA. 284+30.0		RT
		1	STA. 285+47.0		LT
		1	STA. 285+80.0		RT
		1	STA. 310+47.0		RT
		1	STA. 310+55.0		LT
		1	STA. 312+80.0		LT
		1	STA. 313+35.0		RT
		1	STA. 318+70.0		RT
		1	STA. 320+50.0		RT
		1	STA. 345+38.0		RT
		1	STA. 349+83.0		RT
		1	STA. 350+37.0		LT
TOTAL		14			
78300200	RAISED REFLECTIVE PAVEMENT MARKER, REMOVAL	EACH			
		113	STA. 219+03.0	TO 377+58.5	FROM IL 72 INTERSECTION TO COUNTY LINE
TOTAL		113			
X2800400	PERIMETER EROSION BARRIER, SPECIAL	FOOT			
		88	STA. 283+97.0	TO 285+47.0	LT
		110	STA. 284+30.0	TO 285+80.0	RT
		285	STA. 310+47.0	TO 313+35.0	LT
		222	STA. 310+55.0	TO 312+80.0	RT
		128	STA. 318+70.0	TO 320+00.0	RT
		400	STA. 345+38.0	TO 349+83.0	RT
		289	STA. 347+03.0	TO 350+37.0	LT
TOTAL		1,722			INCLUDES RADIUS ON SOUTH END ADDITIONAL MATERIAL TO BE USED AT ENGINEERS DIRECTION
X4060827	LEVELING BINDER (MACHINE METHOD), JL-9.5FG, N50	TON			
		2.0	STA. 54+28.0	TO 54+76.0	LT
		0.7	STA. 71+68.0	TO 71+85.0	RT
		4.8	STA. 93+53.0	TO 94+74.0	LT
		0.2	STA. 96+18.0	TO 96+24.0	RT
		4.6	STA. 100+14.0	TO 101+30.0	RT
		4.2	STA. 103+46.0	TO 104+51.0	LT
		2.6	STA. 106+79.0	TO 107+45.0	LT
		0.5	STA. 112+30.0	TO 112+42.0	RT
		3.8	STA. 122+85.0	TO 123+76.0	LT
		0.7	STA. 137+47.0	TO 137+85.0	LT
		7.5	STA. 141+22.0	TO 143+11.0	LT
		17.8	STA. 148+67.0	TO 153+16.0	RT
		3.0	STA. 155+84.0	TO 156+70.0	RT
		5.8	STA. 157+21.0	TO 158+81.0	RT
		0.9	STA. 170+06.0	TO 170+28.0	LT
		2.0	STA. 220+79.0	TO 221+28.0	RT
		3.8	STA. 228+53.0	TO 230+50.0	RT
		24.6	STA. 287+53.0	TO 293+72.0	RT
		0.8	STA. 329+36.0	TO 329+56.0	RT
		2.7	STA. 344+87.0	TO 345+36.0	LT
		3.5	STA. 373+76.0	TO 374+63.0	RT
		3.7	STA. 376+18.0	TO 377+12.0	RT
TOTAL		100			

SCHEDULE OF QUANTITIES

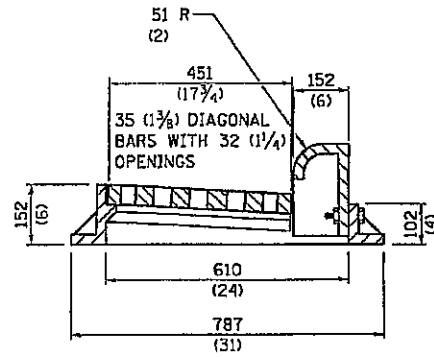
FAP 054 (I.L.75)
 Section 100, 113(RS)
 Carroll County
 Contract #5500
 Sheet 24 of 55

X4811800 AGGREGATE SHOULDERS (SPECIAL)						
	<u>TON</u>	<u>LOCATION</u>				<u>REMARKS</u>
	4	STA. 240+41.0	TO 242+19.0	LT		24' EROSION REPAIR
TOTAL	<u>4</u>					
X6024503 INLETS TO BE ADJUSTED WITH NEW FRAME AND GRATE (SPECIAL)						
	<u>EACH</u>	<u>LOCATION</u>				<u>REMARKS</u>
	2	STA. 3+27.0		RT & LT		
	1	STA. 6+23.0		LT		
	1	STA. 10+22.0		LT		
	1	STA. 16+32.0		RT		
	2	STA. 17+08.0		RT & LT		
	1	STA. 32+02.0		LT		
	2	STA. 35+30.0		RT & LT		
	1	STA. 36+07.0		RT		
	1	STA. 43+58.0		RT		
TOTAL	<u>12</u>					
X6028628 VALVE BOXES TO BE REPLACED						
	<u>EACH</u>	<u>LOCATION</u>				<u>REMARKS</u>
	1	STA. 20+00.0		RT		FRANKLIN STREET - EAST (SQUARE COVER)
TOTAL	<u>1</u>					
X6310178 TRAFFIC BARRIER TERMINAL, TYPE 2 (SPECIAL)						
	<u>EACH</u>	<u>LOCATION</u>				<u>REMARKS</u>
	1	STA. 346+75.0		LT		RADIUS TERMINAL
TOTAL	<u>1</u>					
Z0020001 GRATED CULVERT EXTENSION NO. 1						
	<u>EACH</u>	<u>LOCATION</u>				<u>REMARKS</u>
	1	STA. 233+23.0		LT		REPLACING EXISTING DROP BOX
TOTAL	<u>1</u>					
Z0055100 RUMBLE RESURFACING						
	<u>SQ. YD</u>	<u>LOCATION</u>				<u>REMARKS</u>
	33	STA. 205+64.0		RT		RUMBLE STRIP
	33	STA. 213+76.0		RT		RUMBLE STRIP
	33	STA. 215+76.0		RT		RUMBLE STRIP
	33	STA. 222+46.0		LT		RUMBLE STRIP
	33	STA. 224+45.0		LT		RUMBLE STRIP
	33	STA. 231+03.0		LT		RUMBLE STRIP
TOTAL	<u>200</u>					

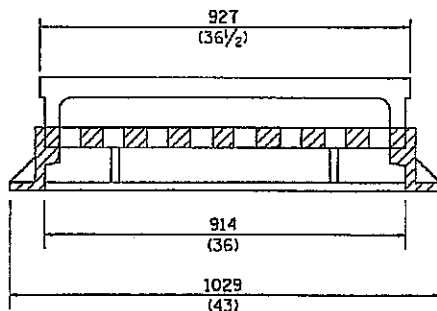
FRAME AND GRATE (SPECIAL)



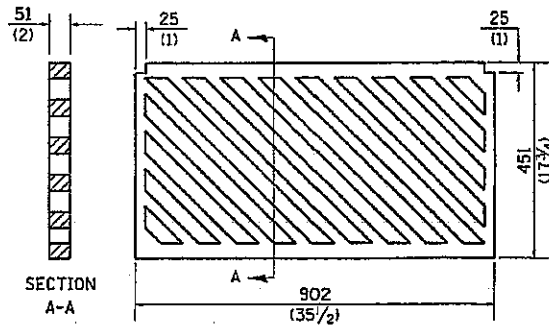
PLAN OF FRAME
WITHOUT GRATE AND CURB BOX



TRANSVERSE SECTION



LONGITUDINAL SECTION



PLAN OF GRATE

ALL DIMENSIONS ARE IN MILLIMETERS (INCHES) UNLESS OTHERWISE NOTED.

R 3067

APPROXIMATE WEIGHT - 231 Kg. (510 LBS.)

REVISED - 9-25-92
REVISED -
REVISED -
REVISED -

SCALE: 105.6492 1/4 IN. SHEET NO. 47 OF SHEETS STA. TO STA.

F.A.P. RTE.	SECTION	COUNTY	TOTAL SHEETS	SHEET NO.
654	1109, 1131RS	CARROLL	55	35
FED. ROAD DIST. NO. ILLINOIS FED. AID PROJECT			CONTRACT NO. 64G69	

PLOT DATE = Feb 21 11:05:05 2011

FRAME AND GRATE (SPECIAL)

- GENERAL NOTES:**
- The barrel ends and walls shall be poured monolithically with the drop box.
 - Reinforcement bars shall conform to the requirements of ASTM A 705 or 60.
 - All exposed concrete surfaces shall be finished "x" unless otherwise noted.
 - All construction joints shall be detailed.
 - Plan dimensions and details relative to existing plans are subject to rough or finish dimensions and details. The Contractor shall verify existing dimensions and details affecting new construction and make necessary approved adjustments prior to construction. The Contractor shall be responsible for any adjustments that are required. The Contractor shall be responsible for any adjustments that are required. The Contractor shall be responsible for any adjustments that are required.
 - Existing reinforcement shall be checked and incorporated into the new construction. Cast in place with Concrete Reinforcement.
 - The contract unit price "Each" For Grated Culvert Expansion, (N.I.) shall include all labor, materials, equipment, and incidentals for the Contractor to furnish, install and necessary grouting to fill the structure as shown, or to the depth.
 - Steel plates shall conform to A.S.T.M. A-53 (Types E or S) Grade B, Schedule 40 & shall be galvanized conforming to A.S.T.M. A-153 & shall be galvanized conforming to Standard Specifications and shall be galvanized.
 - Expansion bolts for culvert extension shall be 3/4" diameter bolts and shall extend a minimum of 3' into the new concrete.

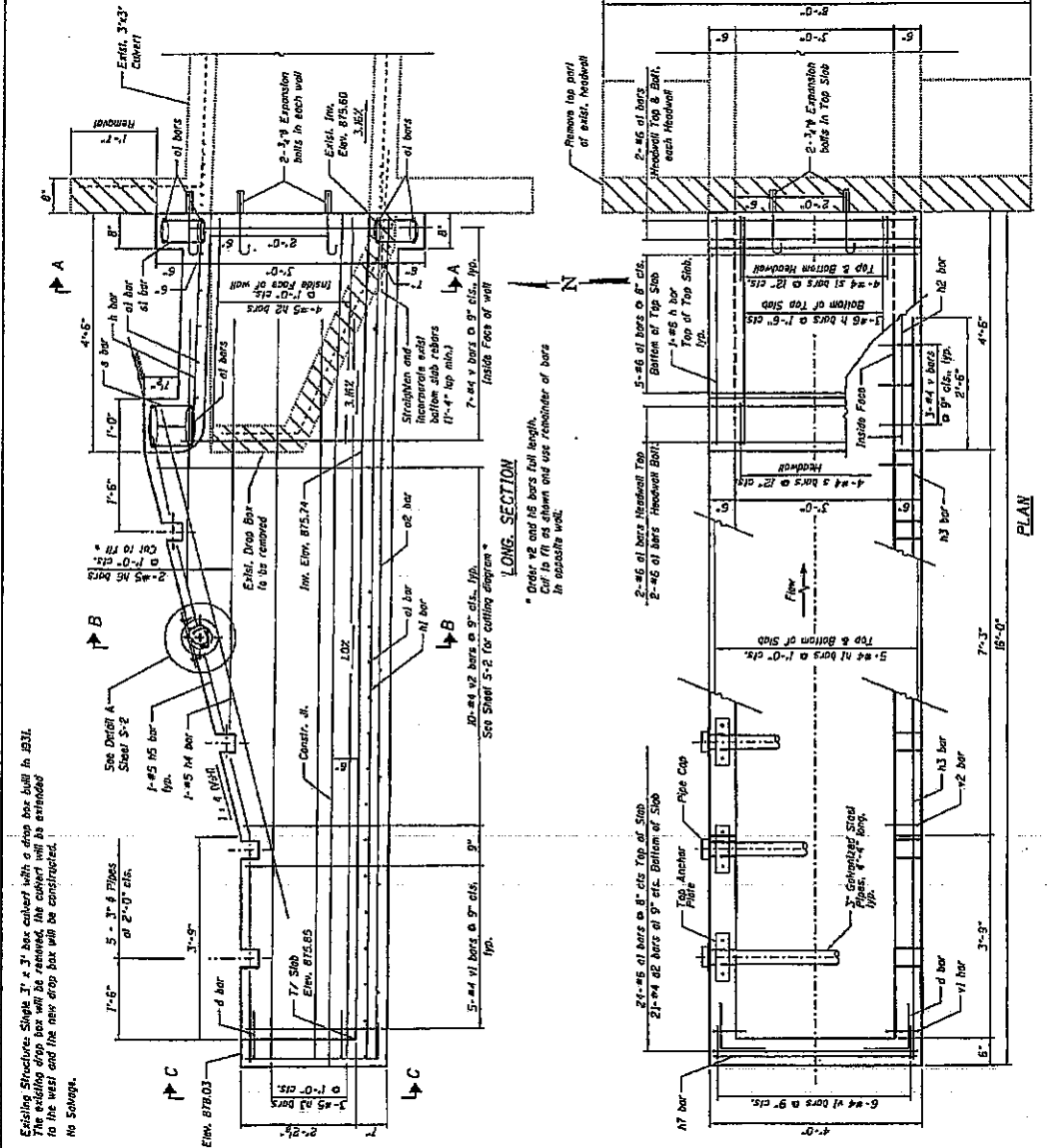
DESIGN STRESSES
 FIELD STRESSES
 $f_c = 3,500$ psi
 $f_y = 60,000$ psi (Reinforcement)
 TOTAL BILL OF MATERIAL

ITEM	QTY	UNIT	TOTAL
Concrete Reinforcement	10.76	CU YD	10.76
Steel Plates	1.00	LB	1.00
Steel Concrete Expansion, (N.I.)	1.00	EA	1.00



DATE: 10/20/11
 SEAL NUMBER: 11242012
 EWA K. MROCEK
 PROFESSIONAL ENGINEER
 STRUCTURAL
 Concrete Removal
 See Sheet S-3 for
 details at End of Structure

PLAN AND ELEVATION
 CULVERT EXTENSION WITH DROP BOX



STATE OF ILLINOIS
 DEPARTMENT OF TRANSPORTATION

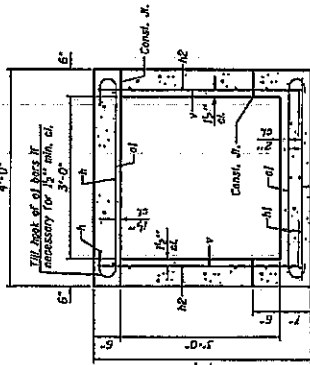
PROJECT NO. 514 0P 5-0 INVERTS

CONTRACT NO. 11242012

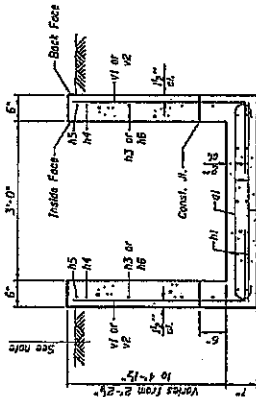
DATE: 10/20/11

CONTRACT NO. 11242012

CONTRACT NO. 11242012

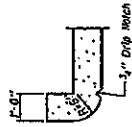


SECTION A-A

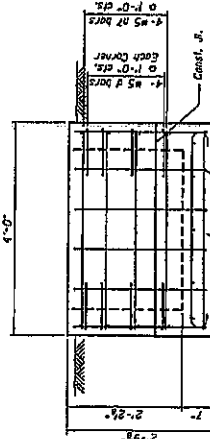


SECTION B-B

Note: The proposed grades and sections (headwall and drop box walls) shall extend full 4 ft. above the adjacent ground elevation.



SECTION THRU HEADWALL
Top Stream End Only

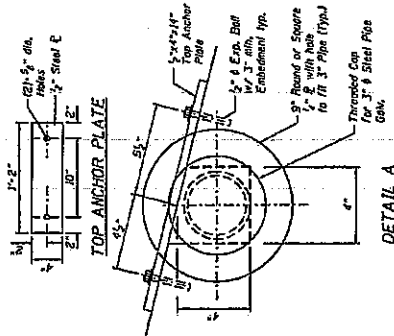


VIEW C-C

BILL OF MATERIAL

Bar	No.	Size	Length	Shore
01	47	#5	5'-0"	1
02	21	#4	3'-0"	1
03	8	#3	2'-0"	1
04	5	#6	4'-3"	1
05	10	#4	15'-0"	1
06	6	#3	13'-0"	1
07	2	#3	10'-0"	1
08	12	#5	1'-6"	1
09	2	#5	16'-7"	1
10	4	#3	3'-8"	1
11	4	#4	3'-9"	1
12	6	#4	3'-1"	1
13	20	#4	5'-7"	1
14	10	#4	5'-7"	1
15	10	#4	5'-7"	1
16	10	#4	5'-7"	1
17	10	#4	5'-7"	1
18	10	#4	5'-7"	1
19	10	#4	5'-7"	1
20	10	#4	5'-7"	1
21	10	#4	5'-7"	1
22	10	#4	5'-7"	1
23	10	#4	5'-7"	1
24	10	#4	5'-7"	1
25	10	#4	5'-7"	1
26	10	#4	5'-7"	1
27	10	#4	5'-7"	1
28	10	#4	5'-7"	1
29	10	#4	5'-7"	1
30	10	#4	5'-7"	1
31	10	#4	5'-7"	1
32	10	#4	5'-7"	1
33	10	#4	5'-7"	1
34	10	#4	5'-7"	1
35	10	#4	5'-7"	1
36	10	#4	5'-7"	1
37	10	#4	5'-7"	1
38	10	#4	5'-7"	1
39	10	#4	5'-7"	1
40	10	#4	5'-7"	1
41	10	#4	5'-7"	1
42	10	#4	5'-7"	1
43	10	#4	5'-7"	1
44	10	#4	5'-7"	1
45	10	#4	5'-7"	1
46	10	#4	5'-7"	1
47	10	#4	5'-7"	1
48	10	#4	5'-7"	1
49	10	#4	5'-7"	1
50	10	#4	5'-7"	1
51	10	#4	5'-7"	1
52	10	#4	5'-7"	1
53	10	#4	5'-7"	1
54	10	#4	5'-7"	1
55	10	#4	5'-7"	1
56	10	#4	5'-7"	1
57	10	#4	5'-7"	1
58	10	#4	5'-7"	1
59	10	#4	5'-7"	1
60	10	#4	5'-7"	1
61	10	#4	5'-7"	1
62	10	#4	5'-7"	1
63	10	#4	5'-7"	1
64	10	#4	5'-7"	1
65	10	#4	5'-7"	1
66	10	#4	5'-7"	1
67	10	#4	5'-7"	1
68	10	#4	5'-7"	1
69	10	#4	5'-7"	1
70	10	#4	5'-7"	1
71	10	#4	5'-7"	1
72	10	#4	5'-7"	1
73	10	#4	5'-7"	1
74	10	#4	5'-7"	1
75	10	#4	5'-7"	1
76	10	#4	5'-7"	1
77	10	#4	5'-7"	1
78	10	#4	5'-7"	1
79	10	#4	5'-7"	1
80	10	#4	5'-7"	1
81	10	#4	5'-7"	1
82	10	#4	5'-7"	1
83	10	#4	5'-7"	1
84	10	#4	5'-7"	1
85	10	#4	5'-7"	1
86	10	#4	5'-7"	1
87	10	#4	5'-7"	1
88	10	#4	5'-7"	1
89	10	#4	5'-7"	1
90	10	#4	5'-7"	1
91	10	#4	5'-7"	1
92	10	#4	5'-7"	1
93	10	#4	5'-7"	1
94	10	#4	5'-7"	1
95	10	#4	5'-7"	1
96	10	#4	5'-7"	1
97	10	#4	5'-7"	1
98	10	#4	5'-7"	1
99	10	#4	5'-7"	1
100	10	#4	5'-7"	1

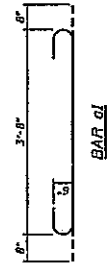
For Information Only



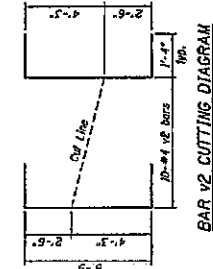
DETAIL A



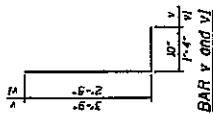
BAR d



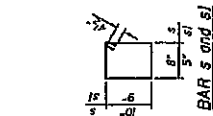
BAR e




BAR v2 CUTTING DIAGRAM



BAR v and v1



BAR s and s1


Design Group, Inc.
 1000 N. W. 10th St., Suite 100
 Ft. Lauderdale, FL 33304
 Phone: (305) 555-1234
 Fax: (305) 555-1234
 E-mail: info@designgroup.com

DESIGNED BY: []
 CHECKED BY: []
 DRAWN BY: []
 DATE: []

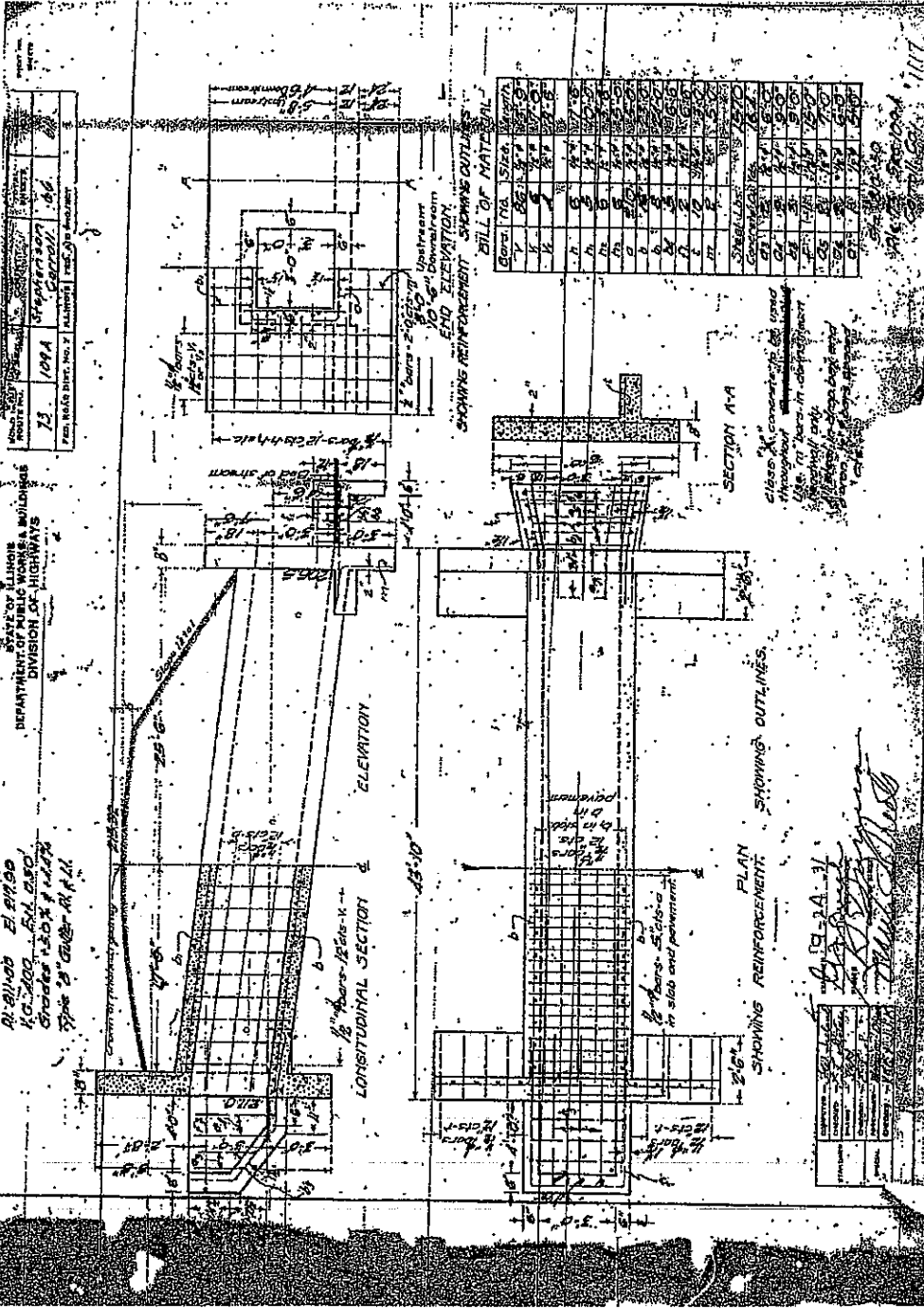
REVISIONS:
 NO. 1: []
 NO. 2: []
 NO. 3: []

STATE OF ILLINOIS
 DEPARTMENT OF TRANSPORTATION
 PROJECT NO. 23-03-03 SHEETS

DETAILS
 CULVERT EXTENSION WITH DROP BOX

SECTION NO. 10110101
 COUNTY: []
 SHEET NO. 55 OF 55
 CONTRACT NO. 23-03-03

DRAWN BY: []
 CHECKED BY: []
 DATE: []



PROJECT NO.	73
SECTION	109A
DATE	10/20/66
BY	W. J. ...
CHECKED	...
APPROVED	...

DEPARTMENT OF PUBLIC WORKS & UTILITIES
DIVISION OF HIGHWAYS

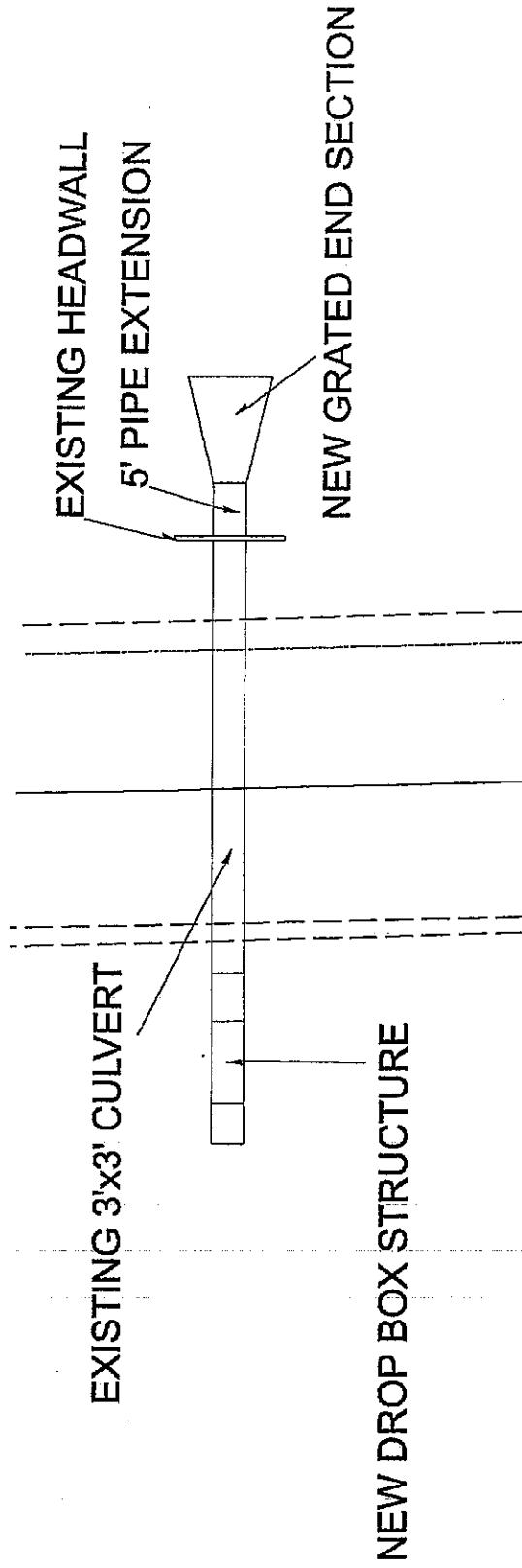
AL-21100 EL-21100
R.O. 21000 EL-21100
GRADE 1.50 X 1.50
TYPE 2 CONCRETE

FOR INFORMATION ONLY

 CHARLES G. BROWN, INC. CIVIL ENGINEERS 1000	DESIGNED - EN CHECKED - EN DRAWN - EN CALCULATED - EN	REVISION - REVISION - REVISION - REVISION -	SECTION 109A 10/20/66 W. J. ...	SHEET 109A 10/20/66 W. J. ...
	STATE OF ILLINOIS DEPARTMENT OF TRANSPORTATION	EXISTING PLEAS CULVERT EXTENSION WITH DROP BOX	SHEET NO. 210 210 SHEETS	CONTRACT NO. 6-6628

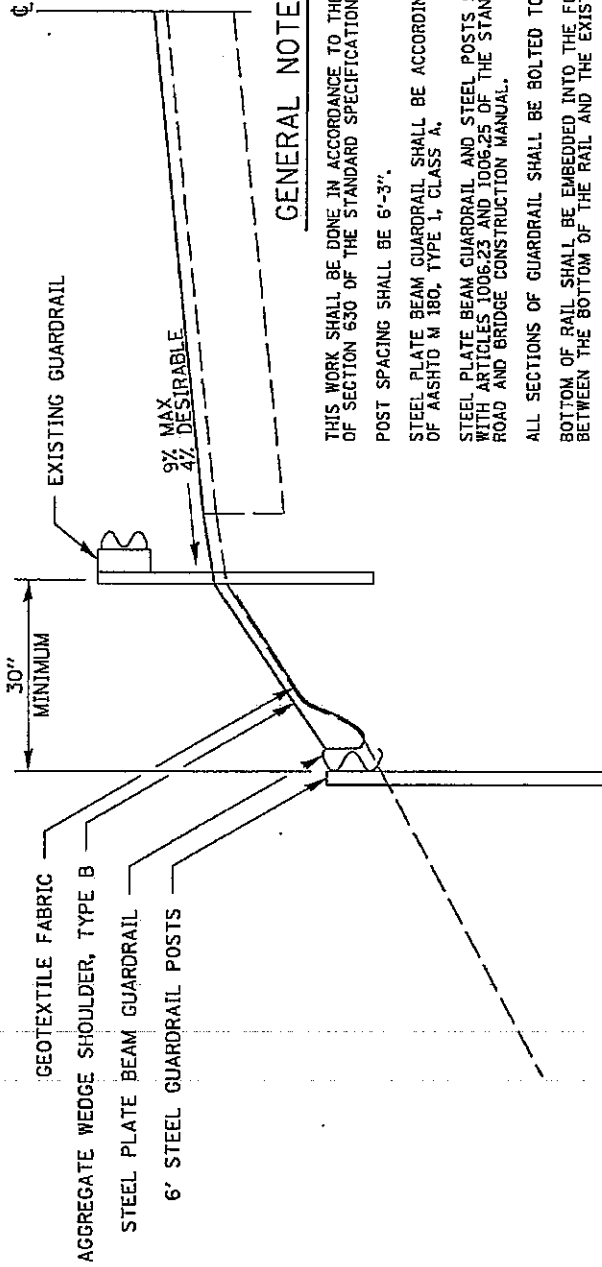
3'x3' CULVERT EXTENSION

STA. 233+23 RT



REVISED -		F.A.P. RTE.	SECTION	COUNTY	TOTAL SHEETS	SHEET NO.
REVISED -		654	1109, 113RS	CARROLL	55	39
REVISED -		SCALE: 26.9318' / 1" IN		SHEETS		OF
REVISED -		SHEET NO. ---		STA. ---		TO STA. ---
PLOT DATE = Fri Jun 21 11:09:26 2011		SCALE: 26.9318' / 1" IN		SHEETS		OF
		SHEET NO. ---		STA. ---		TO STA. ---
		F.A.P. RTE.		SECTION		COUNTY
		654		1109, 113RS		CARROLL
		SCALE: 26.9318' / 1" IN		SHEETS		OF
		SHEET NO. ---		STA. ---		TO STA. ---
		FED. ROAD DIST. NO. ---		ILLINOIS FED. AID PROJECT		CONTRACT NO. 64659

PERIMETER EROSION BARRIER, SPECIAL



GENERAL NOTES

THIS WORK SHALL BE DONE IN ACCORDANCE TO THE APPLICABLE PORTIONS OF SECTION 630 OF THE STANDARD SPECIFICATIONS.

POST SPACING SHALL BE 6'-3".

STEEL PLATE BEAM GUARDRAIL SHALL BE ACCORDING TO THE REQUIREMENTS OF AASHTO M 180, TYPE 1, CLASS A.

STEEL PLATE BEAM GUARDRAIL AND STEEL POSTS SHALL BE IN ACCORDANCE WITH ARTICLES 1006.23 AND 1006.25 OF THE STANDARD SPECIFICATIONS FOR ROAD AND BRIDGE CONSTRUCTION MANUAL.

ALL SECTIONS OF GUARDRAIL SHALL BE BOLTED TOGETHER.

BOTTOM OF RAIL SHALL BE EMBEDDED INTO THE FORESLOPE UNTIL NO GAP EXISTS BETWEEN THE BOTTOM OF THE RAIL AND THE EXISTING GROUND.

GEOTEXTILE FABRIC SHALL BE PLACED BEHIND THE RAIL ELEMENT AND ON THE GROUND BEHIND THE EXISTING GUARDRAIL BEFORE PLACING THE AGGREGATE WEDGE SHOULDERS. THE INSTALLATION AND MATERIAL FOR GEOTEXTILE FABRIC SHALL BE ACCORDING TO SECTION 210 OF THE STANDARD SPECIFICATIONS.

AT LOCATIONS WHERE THERE ARE GAPS UNDER THE RAIL ANOTHER RAIL ELEMENT SHALL BE PLACED BELOW THE FIRST RAIL AND BOLTED TO IT. THE ADDITIONAL RAIL ELEMENTS WILL BE PAID AT THE CONTRACT UNIT PRICE PER FOOT FOR STEEL PLATE BEAM GUARD RAIL, TYPE A (SPECIAL).

STEEL PLATE BEAM GUARDRAIL, 6' STEEL GUARDRAIL POSTS, AND GEOTEXTILE FABRIC SHALL BE PAID FOR AT THE CONTRACT UNIT PRICE PER FOOT FOR PERIMETER EROSION BARRIER, SPECIAL.

AGGREGATE SHALL BE PAID FOR AT THE CONTRACT UNIT PRICE PER TON FOR AGGREGATE WEDGE SHOULDER, TYPE B.

REVISED - 2-29-10	F.A.P. R.T.E.	SECTION	COUNTY	TOTAL SHEET SHEETS NO.
REVISED -	654	1109, 1131RS	CARROLL	55 41
REVISED -	SCALE: 26.7085' IN SHEET NO. OF SHEETS STA. TO STA.		CONTRACT NO. 64069	
REVISED -	FED. ROAD DIST. NO. ILLINOIS FED. AID PROJECT			

LOT DATE = Fri Jan 21 11:09:57 2011

REGION 2 / DISTRICT 2 STANDARD PERIMETER EROSION BARRIER, SPECIAL 8.4

CATCH BASIN OR INLETS TO BE ADJUSTED OR RECONSTRUCTED

(DETAILS FOR CURB & GUTTER REPLACEMENT)

CONCRETE CURB AND GUTTER SHALL BE CONSTRUCTED IN ACCORDANCE WITH SECTION 606 OF THE STANDARD SPECIFICATIONS, SUPPLEMENTAL SPECIFICATIONS, STANDARD 606001 AND THIS DRAWING.

CLASS SI CONCRETE SHALL BE USED THROUGHOUT. A HOLE 40 (1 1/2) IN DIAMETER AND 225 (9) DEEP SHALL BE DRILLED IN THE EXISTING CONCRETE CURB AS SHOWN. A 32x450 (1 1/4 X 18) SMOOTH DOWEL BAR SHALL BE GROUTED IN THE HOLE LONGITUDINALLY.

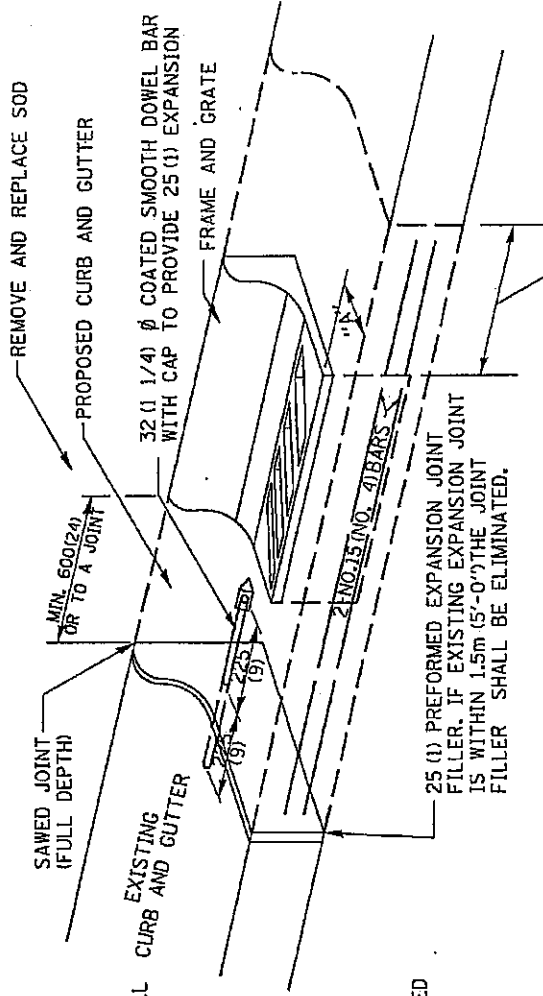
JOINTS OF A TYPE SIMILAR TO THAT IN THE UNDERLYING PAVEMENT (EXPANSION OR CONTRACTION) SHALL BE INSTALLED IN THE CONCRETE CURB IN ALIGNMENT WITH THE JOINTS IN THE PAVEMENT.

THE PROPOSED CONFIGURATION OF THE CURB AND GUTTER SHALL MATCH THAT REMOVED.

THE LOCATION OF THE DOWEL BAR SHALL BE DETERMINED BY THE ENGINEER.

ALL EXISTING TIE BARS IN EDGE OF PAVEMENT SLAB THRU REPLACEMENT AREA SHALL BE CUT OFF.

THE WORK SHALL BE DONE IN ACCORDANCE WITH SECTION 602 OF THE STANDARD SPECIFICATIONS AND INCLUDES THE REMOVAL AND REPLACEMENT OF SOD, CONCRETE PAVEMENT AND/OR CURB AND GUTTER ADJACENT TO CATCH BASINS OR INLETS TO BE ADJUSTED OR RECONSTRUCTED AND SHALL BE INCLUDED IN THE PAY ITEM OF CATCH BASINS OR INLETS TO BE ADJUSTED OR RECONSTRUCTED AS SPECIFIED.



WHEN "A" IS GREATER THAN 50 (2), 2-NO. 15 (NO. 4) BARS SHALL BE PLACED AS SHOWN.

SAME REPAIR AS INDICATED ON OTHER SIDE OF FRAME AND GRATE.

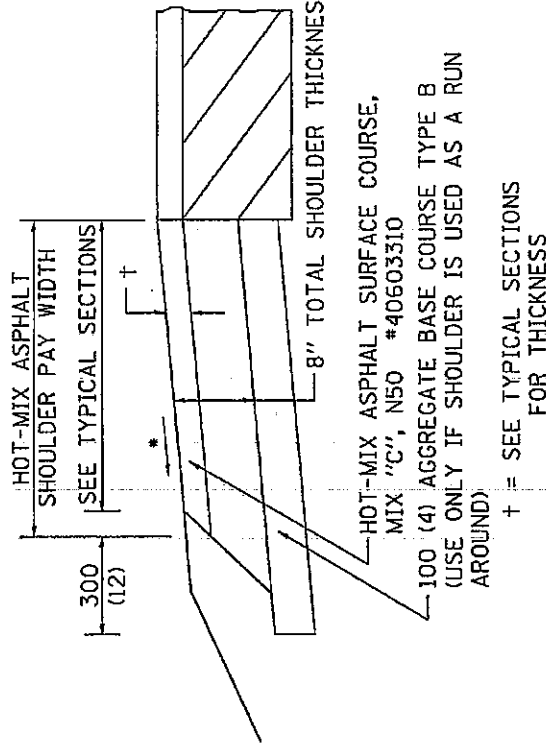
ALL DIMENSIONS ARE IN MILLIMETERS (INCHES) UNLESS OTHERWISE NOTED.

REVISED - 9-07-10	REGION 2 / DISTRICT 2 STANDARD		F.A.P. RTE. 654	SECTION 109, 113RS	COUNTY CARROLL	TOTAL SHEETS 55	SHEET NO. 42
REVISED -			SCALE: 76.2/72.7 IN SHEET NO. OF SHEETS	TO STA.		CONTRACT NO. 64669	
REVISED -			FED. ROAD DIST. NO. ILLINOIS FED. AID PROJECT				

LOT DATE - Fri Jan 21 11:09:14 2011

CATCH BASIN OR INLETS TO BE ADJUSTED OR RECONSTRUCTED 17.4

HOT-MIX ASPHALT SHOULDER



GENERAL NOTES

THE HOT-MIX ASPHALT SHOULDER SHALL BE CONSTRUCTED IN ACCORDANCE WITH SECTION 482 EXCEPT THE TOP LIFT SHALL BE HOT-MIX ASPHALT SURFACE COURSE, MIX "C", N50 #40603310. THE WORK WILL BE PAID FOR AT THE CONTRACT UNIT PRICE PER TON FOR HOT-MIX ASPHALT SURFACE COURSE, MIX "C", N50 #40603310 AND SQUARE YARD FOR HOT-MIX ASPHALT SHOULDERS OF THE THICKNESS SPECIFIED.

USE HOT-MIX ASPHALT SURFACE COURSE, MIX "C", N50 #40603310, WHEN RESURFACING EXISTING HOT-MIX ASPHALT SHOULDERS. THE THICKNESS IS SHOWN ON THE TYPICAL SECTIONS. THIS WORK WILL BE PAID FOR AT THE CONTRACT UNIT PRICE PER TON FOR HOT-MIX ASPHALT SURFACE COURSE, MIX "C", N50 #40603310.

REMOVAL OF MATERIAL FOR PLACEMENT OF THE HOT-MIX ASPHALT SHOULDER TO BE PAID FOR IN UNITS FOR EXCAVATING AND GRADING EXISTING SHOULDERS OR IN CUBIC YARDS FOR EARTH EXCAVATION OR EARTH EXCAVATION WIDENING.

* 4% WHEN MAINLINE IS ON TANGENT. FOR CROSS SLOPE ON SUPERELEVATION SECTION, SEE HIGHWAY STANDARD 482001 OR 482006.

ALL DIMENSIONS ARE IN MILLIMETERS (INCHES) UNLESS OTHERWISE NOTED.

REVISED - 11-01-07	SECTION	COUNTY	TOTAL SHEET SHEETS NO.
REVISED -	(109, 113)RS	CARROLL	55 43
REVISED -			64G69
REVISED -	F.A.P. RTE. 654		
SCALE: 75:791.1/1 IN. SHEET NO. OF SHEETS STA. TO STA.		FED. ROAD DIST. NO. ILLINOIS FED. AID PROJECT	

REGION 2 / DISTRICT 2 STANDARD

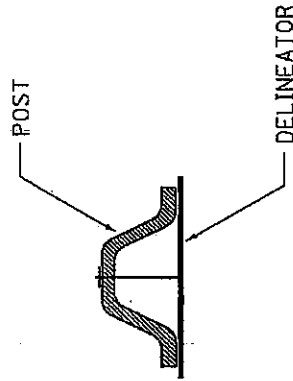
PLOT DATE * Fri, Jan 21 11:06:27 2011

HOT-MIX ASPHALT SHOULDER

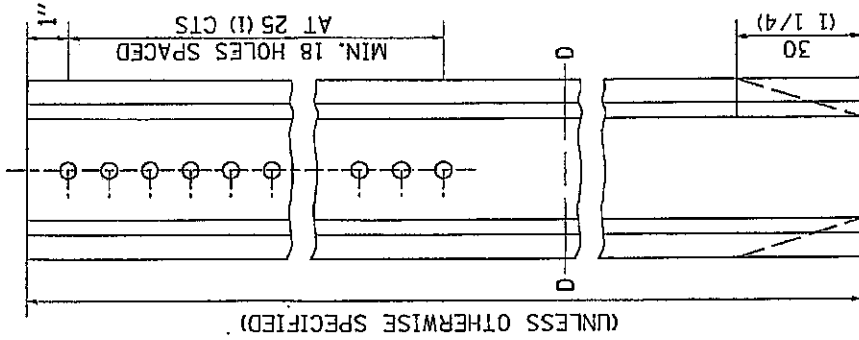
23.4a

DELINEATOR AND POST ORIENTATION

↑
DIRECTION OF
TRAFFIC



SECTION D-D



DELINEATORS SHALL BE INSTALLED ACCORDING TO STANDARD 635001 EXCEPT THAT THE POST SHALL BE ROTATED 180°. THE POST WILL HAVE THE WIDE SIDE FACING TRAFFIC AND THE DELINEATOR ATTACHED AS SHOWN ABOVE.

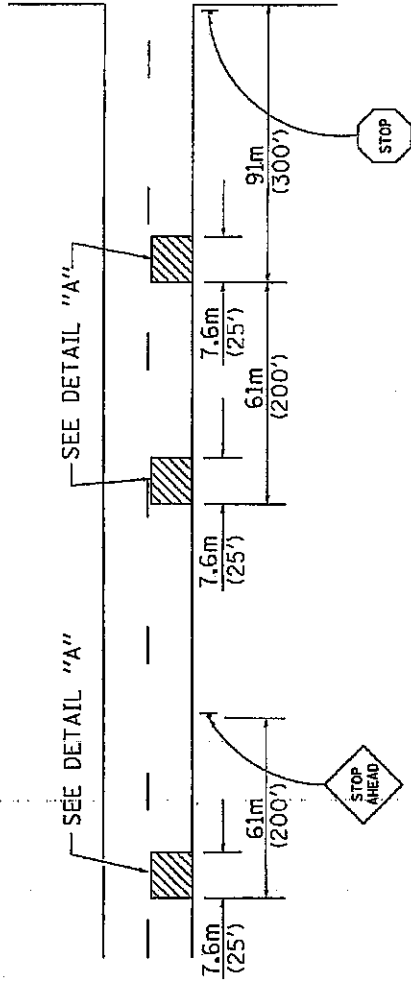
ALL DIMENSIONS ARE IN MILLIMETERS (INCHES) UNLESS OTHERWISE NOTED.

REVISED - 11-01-07	REGION 2 / DISTRICT 2 STANDARD	F.A.P. RTE.	SECTION	COUNTY	TOTAL SHEETS	SHEET NO.
REVISED -		654	(109, 113)RS	CARROLL	55	44
REVISED -		FED. ROAD DIST. NO. - ILLINOIS FED. AID PROJECT				64669
REVISED -		SCALE: 26:2621' / 2" IN	SHEET NO. OF	SHEETS	STA.	TO STA.

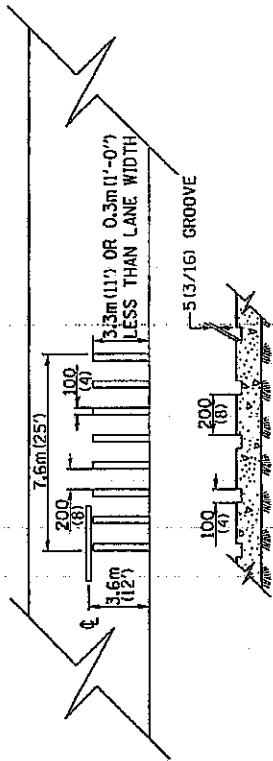
PLOT DATE = Fri, Jan 21 11:10:18 2011

DELINEATOR AND POST ORIENTATION

RUMBLE RESURFACING



GROOVED



DETAIL "A"

NOTES

THE GROOVES SHALL BE CONSTRUCTED WITH A MILLING MACHINE CAPABLE OF COLD MILLING THE EXISTING SURFACE IN THE PATTERN SHOWN.

RUMBLE RESURFACING SHALL BE MEASURED FOR PAYMENT IN PLACE AND THE AREA COMPUTED IN SQUARE METERS (SQUARE YARDS). THE LENGTH SHALL BE THE DISTANCE FROM OUTSIDE EDGE TO OUTSIDE EDGE OF THE GROOVE WHICH WILL BE APPROXIMATELY 7.7 M (25'). THE WIDTH SHALL BE 300 mm (1') LESS THAN LANE WIDTH.

RUMBLE STRIPS SHALL BE CONSTRUCTED AS SHOWN AND PAID FOR PER SQUARE METER (SQUARE YARD) AS RUMBLE RESURFACING.

ALL DIMENSIONS ARE IN MILLIMETERS (INCHES) UNLESS OTHERWISE NOTED.

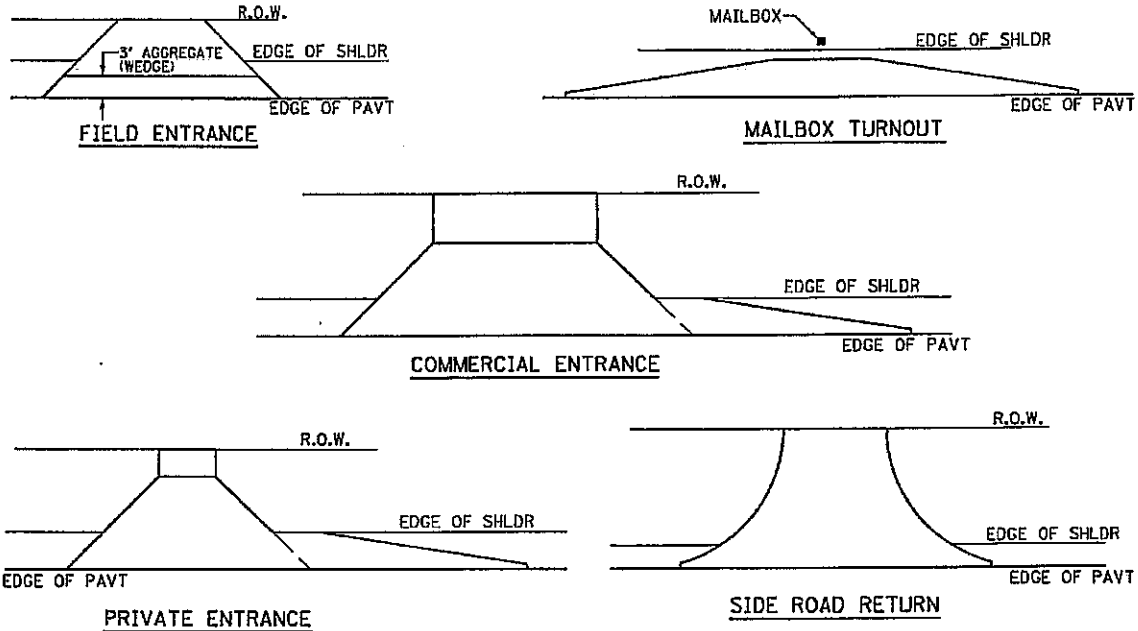
REVISED - 4-15-10	F.A.P. R.T.E.	SECTION	COUNTY	TOTAL SHEETS	SHEET NO.
REVISED -	654	(109, 113)RS	CARROLL	55	45
REVISED -	SCALE: 26.2/905.1/ IN SHEET NO. -- OF -- SHEETS		CONTRACT NO. 64669		
REVISED -	TO STA. -----		FED. ROAD DIST. NO. - ILLINOIS/ FED. AID PROJECT		

PLOT DATE = Fri Jan 21 11:08:55 2011

RUMBLE RESURFACING

91.4

HOT-MIX ASPHALT APPROACHES & MAILBOX RETURNS FOR TWO LIFT (3P) RESURFACING PROJECTS

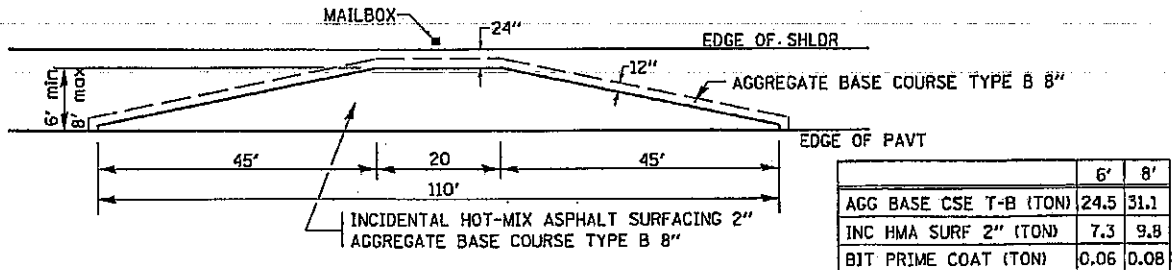


NOTE: EXISTING HMA PE's, CE's, SR's, & MB TURNOUTS
Place 2 1/4 " Incidental Hot-Mix Asphalt Surfacing #40800050 on entrance to conform to the existing configuration.

EXISTING AGG. PE's & CE's
Place 2" Incidental Hot-Mix Asphalt Surfacing #40800050 on existing entrance to conform to the present configuration.

EXISTING AGG. SIDEROADS
Place 3" Incidental Hot-Mix Asphalt Surfacing #40800050 on sideroad to conform to the present configuration.

EXISTING AGG. MAILBOX TURNOUTS
Existing Agg. Mailbox Turnouts shall be constructed as shown below.



	6'	8'
AGG BASE CSE T-B (TON)	24.5	31.1
INC HMA SURF 2" (TON)	7.3	9.8
BIT PRIME COAT (TON)	0.06	0.08

REVISED - 10-21-08
REVISED -
REVISED -
REVISED -

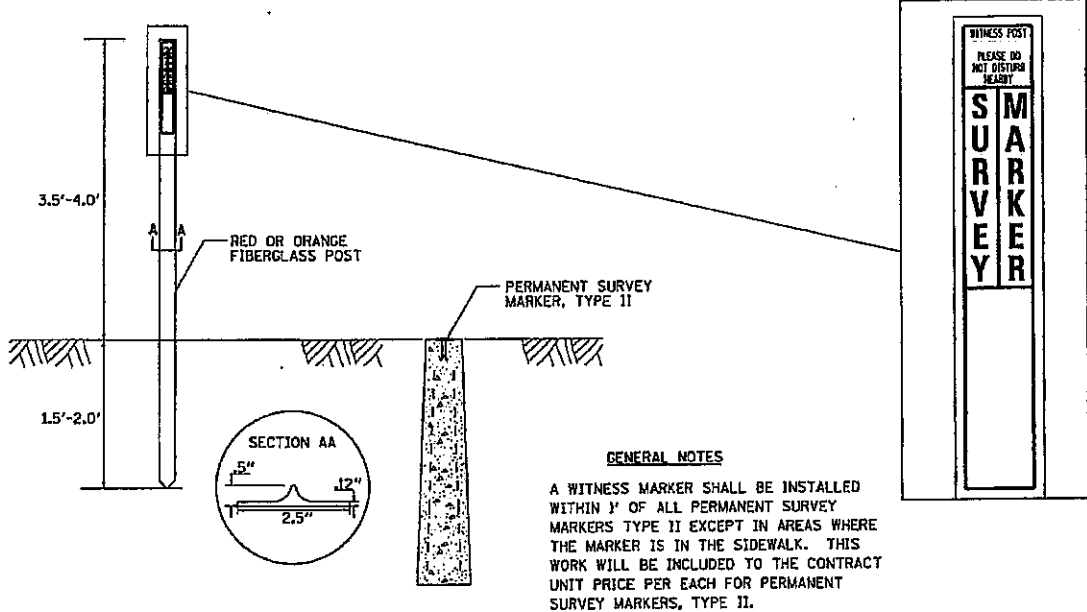
REGION 2 / DISTRICT 2 STANDARD

SCALE: 1/8" = 1'-0" SHEET NO. OF SHEETS STA. TO STA.

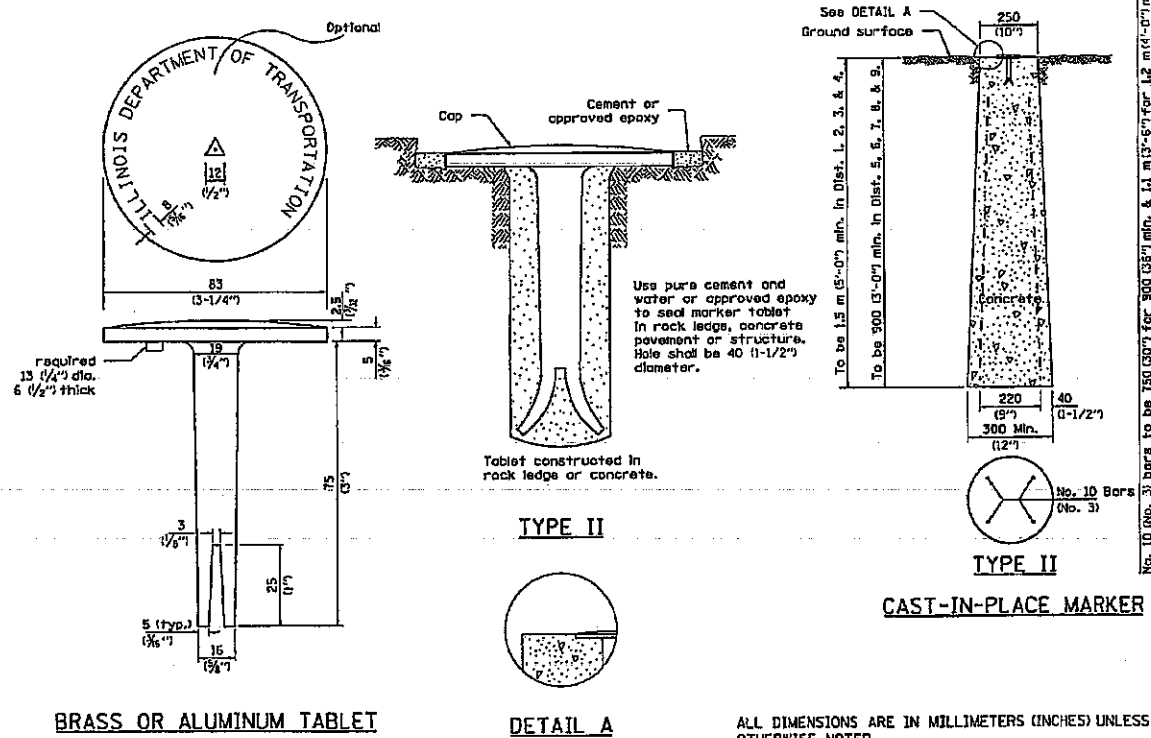
F.A.P. RTE.	SECTION	COUNTY	TOTAL SHEET NO.
654	1108, 113WS	CARROLL	55 45
CONTRACT NO. 64689			

FED. ROAD DIST. NO. ILLINOIS/FED. AID PROJECT

WITNESS MARKER FOR PERMANENT SURVEY MARKERS, TYPE II



PERMANENT SURVEY MARKERS, TYPE II



BRASS OR ALUMINUM TABLET

DETAIL A

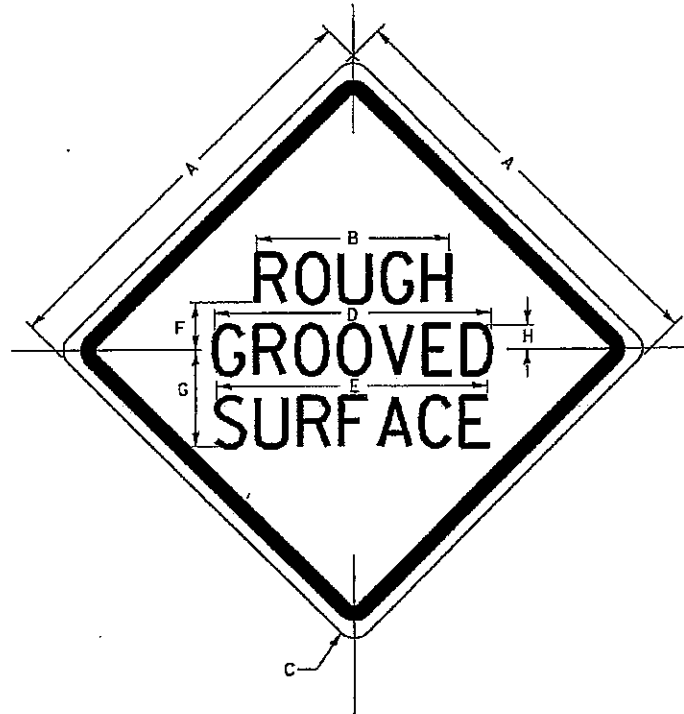
ALL DIMENSIONS ARE IN MILLIMETERS (INCHES) UNLESS OTHERWISE NOTED.

REVISED - 10-21-08 REVISED - REVISED - REVISED -	REGION 2 / DISTRICT 2 STANDARD	F.A.P. R.T.E. 654	SECTION 1109, 113RS	COUNTY CARROLL	TOTAL SHEET NO. 55 47 CONTRACT NO. 64G69
SCALE: 385,6120' = 1" IN SHEET NO. OF SHEETS STA. TO STA.		FED. ROAD DIST. NO. (ILLINOIS) FED. AID PROJECT			

PLD DATE = Fri Jan 21 11:03:18 2011

ROUGH GROOVED SURFACE SIGN

ILLINOIS STANDARD W8-I107
SIGN PANEL TYPE 1



COLOR: LEGEND AND BORDER - BLACK NON-REFLECTIVE
BACKGROUND - ORANGE REFLECTORIZED

GENERAL NOTES

SIGN PANELS AND FACE MATERIALS SHALL BE ACCORDING TO SECTION 720 OF THE STANDARD SPECIFICATIONS
METAL POSTS SHALL BE IN ACCORDANCE WITH STD. 72001L

ALL MOUNTING HARDWARE SHALL BE ALUMINUM, STAINLESS STEEL, ZINC OR CADMIUM PLATED STEEL AND SHALL BE INCLUDED TO THE COST OF THE INSTALLATION.

ALL DIMENSIONS ARE IN MILLIMETERS (INCHES) UNLESS OTHERWISE NOTED.

SIGN SIZE	DIMENSIONS							
	A	B	C	D	E	F	G	H
1200x1200 (48x48)	1200 (48.0)	600 (24.1)	75 (3.0)	850 (34.0)	825 (33.0)	150 (6.0)	325 (13.0)	88 (3.5)

SIGN SIZE	SERIES			MARGIN	BORDER	BLANK STD.
	LINES					
	1	2	3			
1200x1200 (48x48)	7C	7C	7C	20 (0.8)	30 (1.2)	B4-48D

ALL DIMENSIONS IN INCHES.

REVISED - 1-09-08	REGION 2 / DISTRICT 2 STANDARD	F.A.P. RTE.	SECTION	COUNTY	TOTAL SHEETS	SHEET NO.
REVISED - ---		654	(109, 113)RS	CARROLL	55	48
REVISED - ---		CONTRACT NO. 64669				
REVISED - ---		SCALE: 105.4243 1/4" = 1'-0"	SHEET NO.	OF SHEETS	STA.	TO STA.

PLT DATE = Fri Jan 21 11:32:23 2011

ROUGH GROOVED SURFACE SIGN

91.2

CONCRETE COLLARS FOR PIPE OR BOX CULVERT EXTENSIONS

Bill of Materials

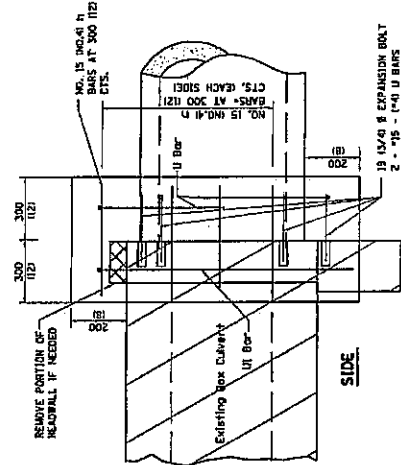
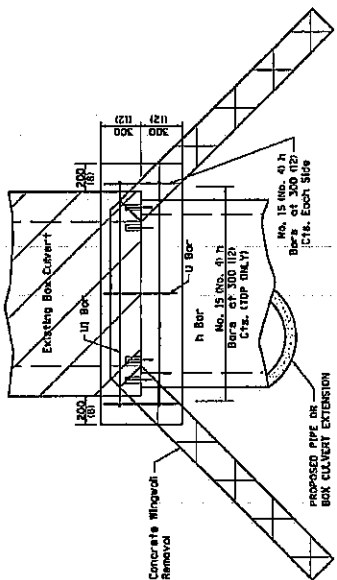
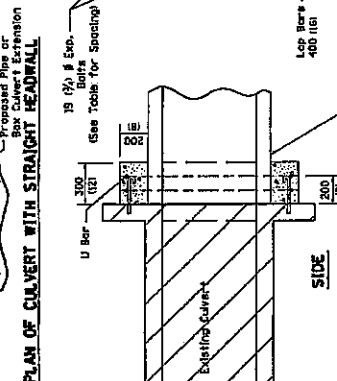
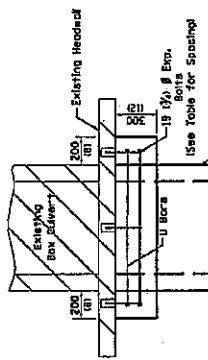
STATION	DIMENSIONS		U Bar	h Bar	EXPANSION BOLTS		CONCRETE COLLAR		REINFORCING BARS		
	X	Y			No.	Length	No.	Cl. Tol	CLS	CLS	CLS
233+23 RT	3.66	2	0	4	23.0	8	0.8	16			
318+36 RT	2.5	2	0	4	18	4	0.3	12			
Total								12	1.0	28	

At h Bars 450 UBI Long

General Notes

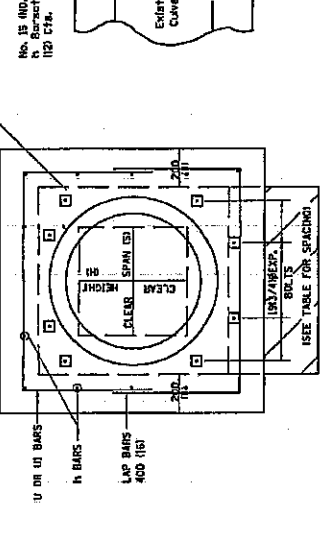
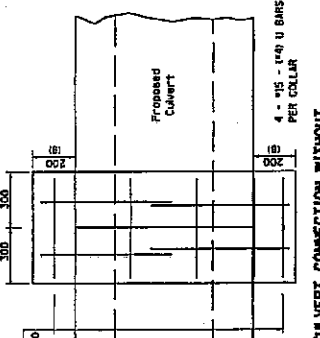
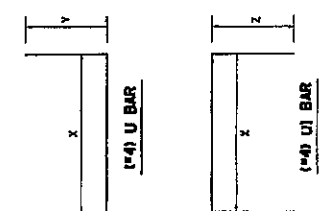
Concrete Collars shall be constructed of Class SI Concrete in accordance with Section 503 of the Standard Specifications. Reinforcement bars shall conform to Section 508 of the Standard Specifications.

The concrete will be paid for of the contract unit price per cubic yard of concrete. Reinforcement will be paid for of the contract unit price per kilogram (pound) for REINFORCEMENT BARS. The concrete will be paid for of the contract unit price per cubic yard of concrete. The concrete will be paid for of the contract unit price per cubic yard of concrete. The concrete will be paid for of the contract unit price per cubic yard of concrete.



PLACEMENT DETAILS FOR EXPANSION BOLTS

No. of U Bars	NUMBER OF EXPANSION BOLTS REQUIRED PER SIDE	
	EXTENDING 1' (300) UBI	EXTENDING 2' (600) UBI
2	2	2
3	3	3
4	4	4
5	5	5
6	6	6
7	7	7
8	8	8
9	9	9
10	10	10
11	11	11
12	12	12
13	13	13
14	14	14
15	15	15
16	16	16
17	17	17
18	18	18
19	19	19
20	20	20
21	21	21
22	22	22
23	23	23
24	24	24
25	25	25
26	26	26
27	27	27
28	28	28
29	29	29
30	30	30
31	31	31
32	32	32
33	33	33
34	34	34
35	35	35
36	36	36
37	37	37
38	38	38
39	39	39
40	40	40
41	41	41
42	42	42
43	43	43
44	44	44
45	45	45
46	46	46
47	47	47
48	48	48
49	49	49
50	50	50
51	51	51
52	52	52
53	53	53
54	54	54
55	55	55
56	56	56
57	57	57
58	58	58
59	59	59
60	60	60
61	61	61
62	62	62
63	63	63
64	64	64
65	65	65
66	66	66
67	67	67
68	68	68
69	69	69
70	70	70
71	71	71
72	72	72
73	73	73
74	74	74
75	75	75
76	76	76
77	77	77
78	78	78
79	79	79
80	80	80
81	81	81
82	82	82
83	83	83
84	84	84
85	85	85
86	86	86
87	87	87
88	88	88
89	89	89
90	90	90
91	91	91
92	92	92
93	93	93
94	94	94
95	95	95
96	96	96
97	97	97
98	98	98
99	99	99
100	100	100



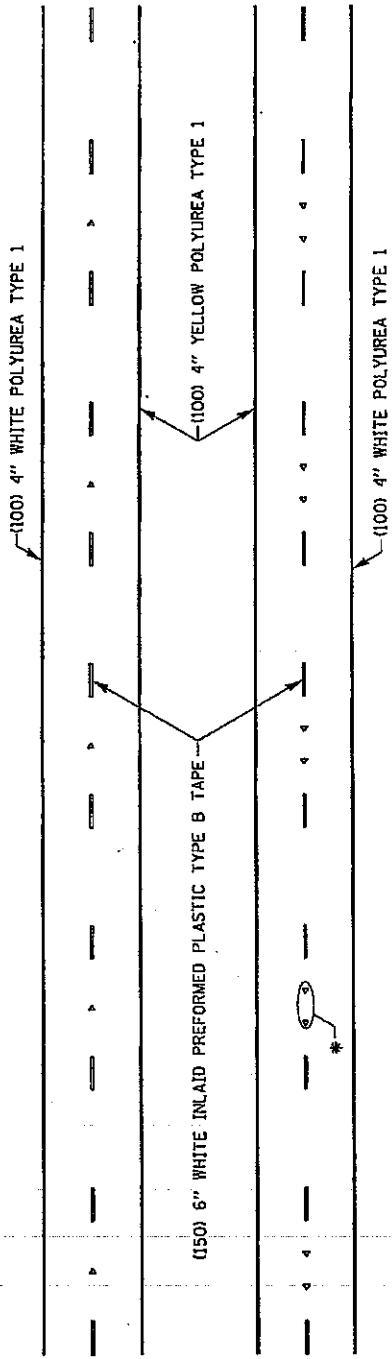
STATE OF ILLINOIS
DEPARTMENT OF TRANSPORTATION

REGION 2 / DISTRICT 2 STANDARD

CONCRETE COLLARS FOR PIPE OR BOX CULVERT EXTENSIONS

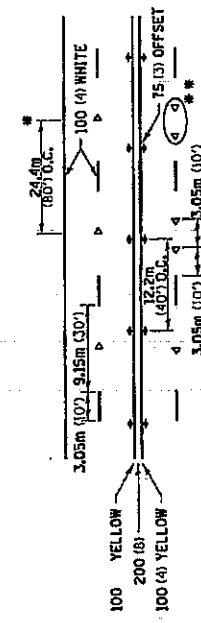
33.1

TYPICAL PAVEMENT MARKINGS



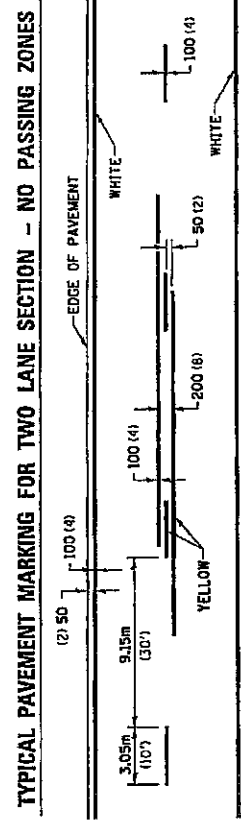
MULTI-LANE / DIVIDED

* SEE HIGHWAY STANDARD T81001 FOR SPACING DETAILS.
 USE DOUBLE MARKERS WHEN ADT ≥ 25,000.



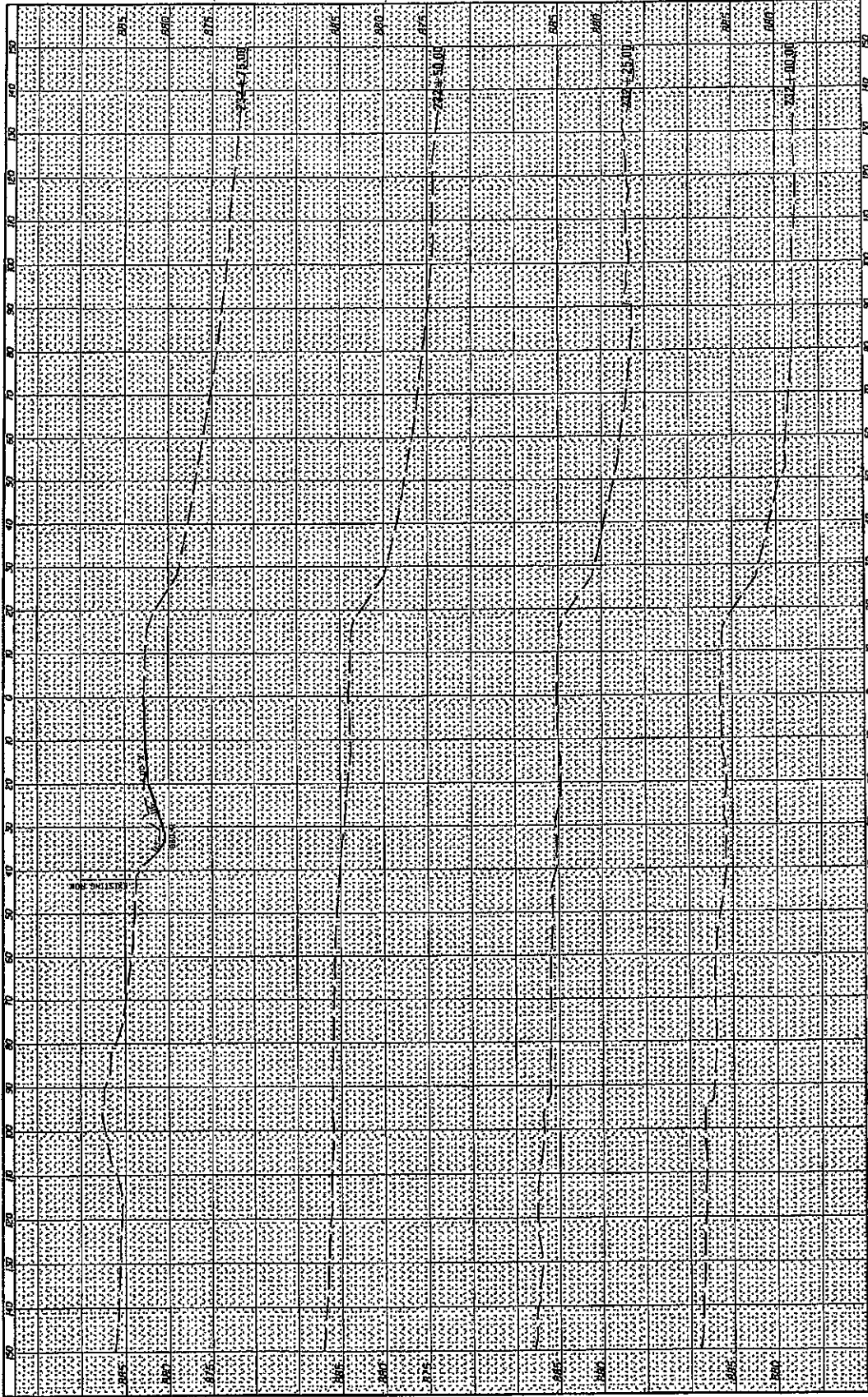
* REDUCE TO 12.2m (40') O.C. ON CURVES WHERE ADVISORY SPEEDS ARE 15km/h (10mph) LOWER THAN POSTED SPEEDS.
 ** USE DOUBLE MARKERS WHEN ADT ≥ 25,000

MULTI-LANE / UNDIVIDED



TYPICAL PAVEMENT MARKING FOR TWO LANE SECTION - NO PASSING ZONES

DATE MADE	DESIGNED	REVISION	SECTION	COUNTY	SHEET
10/15/01	10/15/01	02/02/02	101	ILLINOIS	101
STATE OF ILLINOIS DEPARTMENT OF TRANSPORTATION	REGION 2 / DISTRICT 2 STANDARD		TYPICAL PAVEMENT MARKINGS SHEET 3 OF 3 41.1		



STATE OF ILLINOIS DEPARTMENT OF TRANSPORTATION		CROSS SECTIONS	
SHEET NO. 1 OF 3 SHEETS		SHEET ENDS TO SHEET 2 AND 3	
SECTION	DATE	SCALE	BY
DESIGNED BY	CHECKED BY	DATE	
APPROVED BY			
PROJECT NO.	CONTRACT NO.	SHEET NO.	TOTAL SHEETS

DATE	BY
11/11/11	JMM
11/11/11	JMM
11/11/11	JMM
11/11/11	JMM
11/11/11	JMM

DATE	BY
11/11/11	JMM
11/11/11	JMM
11/11/11	JMM
11/11/11	JMM
11/11/11	JMM



SHEET NO. 2 OF 3 SHEETS
 CROSS SECTIONS
 STATE OF ILLINOIS
 DEPARTMENT OF TRANSPORTATION
 SCALE: 1" = 100' HORIZONTALLY, 1" = 20' VERTICALLY
 PROJECT: [Blank]
 CONTRACT NO.: [Blank]
 DRAWING NO.: [Blank]
 DATE: [Blank]

DATE	11/15/11
SCALE	1" = 100' HORIZONTALLY, 1" = 20' VERTICALLY
PROJECT	[Blank]
CONTRACT NO.	[Blank]
DRAWING NO.	[Blank]
DATE	11/15/11

DATE	11/15/11
SCALE	1" = 100' HORIZONTALLY, 1" = 20' VERTICALLY
PROJECT	[Blank]
CONTRACT NO.	[Blank]
DRAWING NO.	[Blank]
DATE	11/15/11



FILE NO.	SECTION	COUNT	SHEET NO.
STATE OF ILLINOIS	SECTION	1	1
DEPARTMENT OF TRANSPORTATION	SECTION	1	1
CROSS SECTIONS			
SHEET NO. 3 OF 3 SHEETS - STA. 2142+00 TO STA. 2143+00			
SCALE: 1" = 40'			
DATE: 11/1/58			
DRAWN BY: [Name]			
CHECKED BY: [Name]			
APPROVED BY: [Name]			

DATE	11/1/58
DRAWN BY	[Name]
CHECKED BY	[Name]
APPROVED BY	[Name]

DATE	11/1/58
DRAWN BY	[Name]
CHECKED BY	[Name]
APPROVED BY	[Name]

**REQUIRED CONTRACT PROVISIONS
FEDERAL-AID CONSTRUCTION CONTRACTS**

	Page
I. General	1
II. Nondiscrimination	1
III. Nonsegregated Facilities	3
IV. Payment of Predetermined Minimum Wage.....	3
V. Statements and Payrolls	5
VI. Record of Materials, Supplies, and Labor.....	6
VII. Subletting or Assigning the Contract.....	6
VIII. Safety: Accident Prevention	7
IX. False Statements Concerning Highway Projects.....	7
X. Implementation of Clean Air Act and Federal Water Pollution Control Act	7
XI. Certification Regarding Debarment, Suspension, Ineligibility, and Voluntary Exclusion	8
XII. Certification Regarding Use of Contract Funds for Lobbying	9

ATTACHMENTS

**A. Employment Preference for Appalachian Contracts
(included in Appalachian contracts only)**

I. GENERAL

1. These contract provisions shall apply to all work performed on the contract by the contractor's own organization and with the assistance of workers under the contractor's immediate superintendence and to all work performed on the contract by piecework, station work, or by subcontract.

2. Except as otherwise provided for in each section, the contractor shall insert in each subcontract all of the stipulations contained in these Required Contract Provisions, and further require their inclusion in any lower tier subcontract or purchase order that may in turn be made. The Required Contract Provisions shall not be incorporated by reference in any case. The prime contractor shall be responsible for compliance by any subcontractor or lower tier subcontractor with these Required Contract Provisions.

3. A breach of any of the stipulations contained in these Required Contract Provisions shall be sufficient grounds for termination of the contract.

4. A breach of the following clauses of the Required Contract Provisions may also be grounds for debarment as provided in 29 CFR 5.12:

- Section I, paragraph 2;
- Section IV, paragraphs 1, 2, 3, 4 and 7;
- Section V, paragraphs 1 and 2a through 2g.

5. Disputes arising out of the labor standards provisions of Section IV (except paragraph 5) and Section V of these Required Contract Provisions shall not be subject to the general disputes clause of this contract. Such disputes shall be resolved in accordance with the procedures of the U.S. Department of Labor (DOL) as set forth in 29 CFR 5, 6 and 7. Disputes within the meaning of this clause include disputes between the contractor (or any of its subcontractors) and the contracting agency, the DOL, or the contractor's employees or their representatives.

6. Selection of Labor: During the performance of this contract, the contractor shall not:

- a. Discriminate against labor from any other State, possession, or territory of the United States (except for employment preference for Appalachian contracts, when applicable, as specified in Attachment A), or

- b. Employ convict labor for any purpose within the limits of the project unless it is labor performed by convicts who are on parole, supervised release, or probation.

II. NONDISCRIMINATION

(Applicable to all Federal-aid construction contracts and to all related subcontracts of \$10,000 or more.)

1. Equal Employment Opportunity: Equal employment opportunity (EEO) requirements not to discriminate and to take affirmative action to assure equal opportunity as set forth under laws, executive orders, rules, regulations (28 CFR 35, 29 CFR 1630 and 41 CFR 60 (and orders of the Secretary of Labor as modified by the provisions prescribed herein, and imposed pursuant to 23 U.S.C. 140 shall constitute the EEO and specific affirmative action standards for the contractor's project activities under this contract. The Equal Opportunity Construction Contract Specifications set forth under 41 CFR 60-4.3 and the provisions of the American Disabilities Act of 1990 (42 U.S.C. 12101 et seq.) set forth under 28 CFR 35 and 29 CFR 1630 are incorporated by reference in this contract. In the execution of this contract, the contractor agrees to comply with the following minimum specific requirement activities of EEO:

- a. The contractor will work with the State highway agency (SHA) and the Federal Government in carrying out EEO obligations and in their

review of his/her activities under the contract.

- b. The contractor will accept as his operating policy the following

statement: "It is the policy of this Company to assure that applicants

are employed, and that employees are treated during employment,

without regard to their race, religion, sex, color, national origin, age or

disability. Such action shall include: employment, upgrading, demotion, or transfer; recruitment or recruitment advertising;

layoff or

termination; rates of pay or other forms of compensation; and selection for training, including apprenticeship,

preapprenticeship,

and/or on-the-job-training."

2. EEO Officer: The contractor will designate and make known to the SHA contracting officers an EEO Officer who will have the responsibility for an must be capable of effectively administering and promoting an active contractor program of EEO and who must be assigned adequate authority and responsibility to do so.

3. Dissemination of Policy: All members of the contractor's staff who are authorized to hire, supervise, promote, and discharge employees, or who recommend such action, or who are substantially involved in such action, will be made fully cognizant of, and will implement, the contractor's EEO policy and contractual responsibilities to provide EEO in each grade and classification of employment. To ensure that the above agreement will be met, the following actions will be taken as a minimum:

- a. Periodic meetings of supervisory and personnel office employees will be conducted before the start of work and then not less often than once every six months, at which time the contractor's EEO policy and its implementation will be reviewed and explained. The meetings will be conducted by the EEO Officer.

- b. All new supervisory or personnel office employees will be given a thorough indoctrination by the EEO Officer, covering all major aspects of the contractor's EEO obligations within thirty days following their reporting for duty with the contractor.

- c. All personnel who are engaged in direct recruitment for the project will be instructed by the EEO Officer in the contractor's procedures for locating and hiring minority group employees.

- d. Notices and posters setting forth the contractor's EEO policy will be placed in areas readily accessible to employees,

applicants for employment and potential employees.

e. The contractor's EEO policy and the procedures to implement such policy will be brought to the attention of employees by means of meetings, employee handbooks, or other appropriate means.

4. Recruitment: When advertising for employees, the contractor will include in all advertisements for employees the notation: "An Equal Opportunity Employer." All such advertisements will be placed in publications having a large circulation among minority groups in the area from which the project work force would normally be derived.

a. The contractor will, unless precluded by a valid bargaining agreement, conduct systematic and direct recruitment through public and private employees referral sources likely to yield qualified minority group applicants. To meet this requirement, the contractor will identify sources of potential minority group employees, and establish which such identified sources procedures whereby minority group applicants may be referred to the contractor for employment consideration.

b. In the event the contractor has a valid bargaining agreement providing for exclusive hiring hall referrals, he is expected to observe the provisions of that agreement to the extent that the system permits the contractor's compliance with EEO contract provisions. (The DOL has held that where implementation of such agreements have the effect of discriminating against minorities or women, or obligates the contractor to do the same, such implementation violates Executive Order 11246, as amended.)

c. The contractor will encourage his present employees to refer minority group applicants for employment. Information and procedures with regard to referring minority group applicants will be discussed with employees.

5. Personnel Actions: Wages, working conditions, and employee benefits shall be established and administered, and personnel actions of every type, including hiring, upgrading, promotion, transfer, demotion, layoff, and termination, shall be taken without regard to race, color, religion, sex, national origin, age or disability. The following procedures shall be followed:

a. The contractor will conduct periodic inspections of project sites to insure that working conditions and employee facilities do not indicate discriminatory treatment of project site personnel.

b. The contractor will periodically evaluate the spread of wages paid within each classification to determine any evidence of discriminatory wage practices.

c. The contractor will periodically review selected personnel actions in depth to determine whether there is evidence of discrimination. Where evidence is found, the contractor will promptly take corrective action. If the review indicates that the discrimination may extend beyond the actions reviewed, such corrective action shall include all affected persons.

d. The contractor will promptly investigate all complaints of alleged discrimination made to the contractor in connection with his obligations under this contract, will attempt to resolve such complaints, and will take appropriate corrective action within a reasonable time. If the investigation indicates that the discrimination may affect persons other than the complainant, such corrective action shall include such other persons. Upon completion of each investigation, the contractor will inform every complainant of all of his avenues of appeal.

6. Training and Promotion:

a. The contractor will assist in locating, qualifying, and increasing the skills of minority group and women employees, and applicants for employment.

b. Consistent with the contractor's work force requirements and as permissible under Federal and State regulations, the contractor shall make full use of training programs, i.e., apprenticeship, and on-the-job training programs for the geographical area of contract performance. Where feasible, 25 percent of apprentices or trainees in each occupation shall be

in their first year of apprenticeship or training. In the event a special provision for training is provided under this contract, this subparagraph will be superseded as indicated in the special provision.

c. The contractor will advise employees and applicants for employment of available training programs and entrance requirements for each.

d. The contractor will periodically review the training and promotion potential of minority group and women employees and will encourage eligible employees to apply for such training and promotion.

7. Unions: If the contractor relies in whole or in part upon unions as a source of employees, the contractor will use his/her best efforts to obtain the cooperation of such unions to increase opportunities for minority groups and women within the unions, and to effect referrals by such unions of minority and female employees. Actions by the contractor either directly or through a contractor's association acting as agent will include the procedures set forth below:

a. The contractor will use best efforts to develop, in cooperation with the unions, joint training programs aimed toward qualifying more minority group members and women for membership in the unions and increasing the skills of minority group employees and women so that they may qualify for higher paying employment.

b. The contractor will use best efforts to incorporate an EEO clause into each union agreement to the end that such union will be contractually bound to refer applicants without regard to their race, color, religion, sex, national origin, age or disability.

c. The contractor is to obtain information as to the referral practices and policies of the labor union except that to the extent such information is within the exclusive possession of the labor union and such labor union refuses to furnish such information to the contractor, the contractor shall so certify to the SHA and shall set forth what efforts have been made to obtain such information.

d. In the event the union is unable to provide the contractor with a reasonable flow of minority and women referrals within the time limit set forth in the collective bargaining agreement, the contractor will, through independent recruitment efforts, fill the employment vacancies without regard to race, color, religion, sex, national origin, age or disability; making full efforts to obtain qualified and/or qualifiable minority group persons and women. (The DOL has held that it shall be no excuse that the union with which the contractor has a collective bargaining agreement providing for exclusive referral failed to refer minority employees.) In the event the union referral practice prevents the contractor from meeting the obligations pursuant to Executive Order 11246, as amended, and these special provisions, such contractor shall immediately notify the SHA.

8. Selection of Subcontractors, Procurement of Materials and Leasing of Equipment: The contractor shall not discriminate on the grounds of race, color, religion, sex, national origin, age or disability in the selection and retention of subcontractors, including procurement of materials and leases of equipment.

a. The contractor shall notify all potential subcontractors and suppliers of his/her EEO obligations under this contract.

b. Disadvantaged business enterprises (DBE), as defined in 49 CFR 23, shall have equal opportunity to compete for and perform subcontracts which the contractor enters into pursuant to this contract. The contractor will use his best efforts to solicit bids from and to utilize DBE subcontractors or subcontractors with meaningful minority group and female representation among their employees.

Contractors shall obtain lists of DBE construction firms from SHA

personnel.

c. The contractor will use his best efforts to ensure subcontractor compliance with their EEO obligations.

9. Records and Reports: The contractor shall keep such records as necessary to document compliance with the EEO requirements. Such records shall be retained for a period of three years following completion of the contract work and shall be available at reasonable times and places for inspection by authorized representatives of the SHA and the FHWA.

a. The records kept by the contractor shall document the following:

(1) The number of minority and non-minority group members and women employed in each work classification on the project;

(2) The progress and efforts being made in cooperation with unions, when applicable, to increase employment opportunities for minorities and women;

(3) The progress and efforts being made in locating, hiring, training,

qualifying, and upgrading minority and female employees; and

(4) The progress and efforts being made in securing the services of

DBE subcontractors or subcontractors with meaningful minority and

female representation among their employees.

b. The contractors will submit an annual report to the SHA each July for the duration of the project, indicating the number of minority, women, and non-minority group employees currently engaged in each work classification required by the contract work. This information is to be reported on Form FHWA-1391. If on-the-job training is being required by special provision, the contractor will be required to collect and report training data.

III. NONSEGREGATED FACILITIES

(Applicable to all Federal-aid construction contracts and to all related subcontracts of \$10,000 or more.)

a. By submission of this bid, the execution of this contract or subcontract, or the consummation of this material supply agreement or purchase order, as appropriate, the bidder, Federal-aid construction contractor, subcontractor, material supplier, or vendor, as appropriate, certifies that the firm does not maintain or provide for its employees any segregated facilities at any of its establishments, and that the firm does not permit its employees to perform their services at any location, under its control, where segregated facilities are maintained. The firm agrees that a breach of this certification is a violation of the EEO provisions of this contract. The firm further certifies that no employee will be denied access to adequate facilities on the basis of sex or disability.

b. As used in this certification, the term "segregated facilities" means any waiting rooms, work areas, restrooms and washrooms, restaurants and other eating areas, timeclocks, locker rooms, and other storage or dressing areas, parking lots, drinking fountains, recreation or entertainment areas, transportation, and housing facilities provided for employees which are segregated by explicit directive, or are, in fact, segregated on the basis of race, color, religion, national origin, age or disability, because of habit, local custom, or otherwise. The only exception will be for the disabled when the demands for accessibility override (e.g. disabled parking).

c. The contractor agrees that it has obtained or will obtain identical certification from proposed subcontractors or material suppliers prior to award of subcontracts or consummation of material supply agreements of \$10,000 or more and that it will retain such certifications in its files.

IV. PAYMENT OF PREDETERMINED MINIMUM WAGE

(Applicable to all Federal-aid construction contracts exceeding \$2,000 and to all related subcontracts, except for projects located

on roadways classified as local roads or rural minor collectors, which are exempt.)

1. General:

a. All mechanics and laborers employed or working upon the site of the work will be paid unconditionally and not less often than once a week and without subsequent deduction or rebate on any account [except such payroll deductions as are permitted by regulations (29 CFR 3) issued by the Secretary of Labor under the Copeland Act (40 U.S.C. 276c)] the full amounts of wages and bona fide fringe benefits (or cash equivalents thereof) due at time of payment. The payment shall be computed at wage rates not less than those contained in the wage determination of the Secretary of Labor (hereinafter "the wage determination") which is attached hereto and made a part hereof, regardless of any contractual relationship which may be alleged to exist between the contractor or its subcontractors and such laborers and mechanics. The wage determination (including any additional classifications and wage rates conformed under paragraph 2 of this Section IV and the DOL poster (WH-1321) or Form FHWA-1495) shall be posted at all times by the contractor and its subcontractors at the site of the work in a prominent and accessible place where it can be easily seen by the workers. For the purpose of this Section, contributions made or costs reasonably anticipated for bona fide fringe benefits under Section 1(b)(2) of the Davis-Bacon Act (40 U.S.C. 276a) on behalf of laborers or mechanics are considered wages paid to such laborers or mechanics, subject to the provisions of Section IV, paragraph 3b, hereof. Also, for the purpose of this Section, regular contributions made or costs incurred for more than a weekly period (but not less often than quarterly) under plans, funds, or programs, which cover the particular weekly period, are deemed to be constructively made or incurred during such weekly period. Such laborers and mechanics shall be paid the appropriate wage rate and fringe benefits on the wage determination for the classification of work actually performed, without regard to skill, except as provided in paragraphs 4 and 5 of this Section IV.

b. Laborers or mechanics performing work in more than one classification may be compensated at the rate specified for each classification for the time actually worked therein, provided, that the employer's payroll records accurately set forth the time spent in each classification in which work is performed.

c. All rulings and interpretations of the Davis-Bacon Act and related acts contained in 29 CFR 1, 3, and 5 are herein incorporated by reference in this contract.

2. Classification:

a. The SHA contracting officer shall require that any class of laborers or mechanics employed under the contract, which is not listed in the wage determination, shall be classified in conformance with the wage determination.

b. The contracting officer shall approve an additional classification, wage rate and fringe benefits only when the following criteria have been met:

(1) the work to be performed by the additional classification requested is not performed by a classification in the wage determination;

(2) the additional classification is utilized in the area by the construction industry;

(3) the proposed wage rate, including any bona fide fringe benefits, bears a reasonable relationship to the wage rates contained in the wage determination; and

(4) with respect to helpers, when such a classification prevails in the area in which the work is performed.

c. If the contractor or subcontractors, as appropriate, the laborers and mechanics (if known) to be employed in the additional classification or their representatives, and the

contracting officer agree on the classification and wage rate (including the amount designated for fringe benefits where appropriate), a report of the action taken shall be sent by the contracting officer to the DOL, Administrator of the Wage and Hour Division, Employment Standards Administration, Washington, D.C. 20210. The Wage and Hour Administrator, or an authorized representative, will approve, modify, or disapprove every additional classification action within 30 days of receipt and so advise the contracting officer or will notify the contracting officer within the 30-day period that additional time is necessary.

d. In the event the contractor or subcontractors, as appropriate, the laborers or mechanics to be employed in the additional classification or their representatives, and the contracting officer do not agree on the proposed classification and wage rate (including the amount designated for fringe benefits, where appropriate), the contracting officer shall refer the question, including the views of all interested parties and the recommendation of the contracting officer, to the Wage and Hour Administrator for determination. Said Administrator, or an authorized representative, will issue a determination within 30 days of receipt and so advise the contracting officer or will notify the contracting officer within the 30-day period that additional time is necessary.

e. The wage rate (including fringe benefits where appropriate) determined pursuant to paragraph 2c or 2d of this Section IV shall be paid to all workers performing work in the additional classification from the first day on which work is performed in the classification.

3. Payment of Fringe Benefits:

a. Whenever the minimum wage rate prescribed in the contract for a class of laborers or mechanics includes a fringe benefit which is not expressed as an hourly rate, the contractor or subcontractors, as appropriate, shall either pay the benefit as stated in the wage determination or shall pay another bona fide fringe benefit or an hourly case equivalent thereof.

b. If the contractor or subcontractor, as appropriate, does not make payments to a trustee or other third person, he/she may consider as a part of the wages of any laborer or mechanic the amount of any cost reasonably anticipated in providing bona fide fringe benefits under a plan or program, provided that the Secretary of Labor has found, upon the written request of the contractor, that the applicable standards of the Davis-Bacon Act have been met. The Secretary of Labor may require the contractor to set aside in a separate account assets for the meeting of obligations under the plan or program.

4. Apprentices and Trainees (Programs of the U.S. DOL) and Helpers:

a. Apprentices:

(1) Apprentices will be permitted to work at less than the predetermined rate for the work they performed when they are employed pursuant to and individually registered in a bona fide apprenticeship program registered with the DOL, Employment and Training Administration, Bureau of Apprenticeship and Training, or with a State apprenticeship agency recognized by the Bureau, or if a person is employed in his/her first 90 days of probationary employment as an apprentice in such an apprenticeship program, who is not individually registered in the program, but who has been certified by the Bureau of Apprenticeship and Training or a State apprenticeship agency (where appropriate) to be eligible for probationary employment as an apprentice.

(2) The allowable ratio of apprentices to journeyman-level employees on the job site in any craft classification shall not be greater than the ratio permitted to the contractor as to the entire work force under the registered program. Any

employee listed on a payroll at an apprentice wage rate, who is not registered or otherwise employed as stated above, shall be paid not less than the applicable wage rate listed in the wage determination for the classification of work actually performed. In addition, any apprentice performing work on the job site in excess of the ratio permitted under the registered program shall be paid not less than the applicable wage rate on the wage determination for the work actually performed. Where a contractor or subcontractor is performing construction on a project in a locality other than that in which its program is registered, the ratios and wage rates (expressed in percentages of the journeyman-level hourly rate) specified in the contractor's or subcontractor's registered program shall be observed.

(3) Every apprentice must be paid at not less than the rate specified in the registered program for the apprentice's level of progress, expressed as a percentage of the journeyman-level hourly rate specified in the applicable wage determination. Apprentices shall be paid fringe benefits in accordance with the provisions of the apprenticeship program. If the apprenticeship program does not specify fringe benefits, apprentices must be paid

the full amount of fringe benefits listed on the wage determination

for the applicable classification. If the Administrator for the Wage

and Hour Division determines that a different practice prevails for

the applicable apprentice classification, fringes shall be paid in accordance with that determination.

(4) In the event the Bureau of Apprenticeship and Training, or a State apprenticeship agency recognized by the Bureau, withdraws approval of an apprenticeship program, the contractor or subcontractor will no longer be permitted to utilize apprentices at less than the applicable predetermined rate for the comparable work performed by regular employees until an acceptable program is approved.

b. Trainees:

(1) Except as provided in 29 CFR 5.16, trainees will not be permitted to work at less than the predetermined rate for the work performed unless they are employed pursuant to and individually registered in a program which has received prior approval, evidenced by formal certification by the DOL, Employment and Training Administration.

(2) The ratio of trainees to journeyman-level employees on the job site shall not be greater than permitted under the plan approved by the Employment and Training Administration. Any employee listed on the payroll at a trainee rate who is not registered and participating in a training plan approved by the Employment and Training Administration shall be paid not less than the applicable wage rate on the wage determination for the classification of work actually performed. In addition, any trainee performing work on the job site in excess of the ratio permitted under the registered program shall be paid not less than the applicable wage rate on the wage determination for the work actually performed.

(3) Every trainee must be paid at not less than the rate specified in the approved program for his/her level of progress, expressed as a percentage of the journeyman-level hourly rate specified in the applicable wage determination. Trainees shall be paid fringe benefits in accordance with the provisions of the trainee program. If the trainee program does not mention fringe benefits, trainees shall be paid the full amount of fringe benefits listed on the wage determination unless the Administrator of the Wage and Hour Division determines that there is an apprenticeship program associated with the corresponding journeyman-level wage rate on the wage determination which provides for less than full fringe benefits for apprentices, in which cases such trainees shall receive the same fringe benefits as apprentices.

(4) In the event the Employment and Training Administration

withdraws approval of a training program, the contractor or subcontractor will no longer be permitted to utilize trainees at less than the applicable predetermined rate for the work performed until an acceptable program is approved.

c. Helpers:

Helpers will be permitted to work on a project if the helper classification is specified and defined on the applicable wage determination or is approved pursuant to the conformance procedure set forth in Section IV. 2. Any worker listed on a payroll at a helper wage rate, who is not a helper under a approved definition, shall be paid not less than the applicable wage rate on the wage determination for the classification of work actually performed.

5. Apprentices and Trainees (Programs of the U.S. DOT):

Apprentices and trainees working under apprenticeship and skill training programs which have been certified by the Secretary of Transportation as promoting EEO in connection with Federal-aid highway construction programs are not subject to the requirements of paragraph 4 of this Section IV. The straight time hourly wage rates for apprentices and trainees under such programs will be established by the particular programs. The ratio of apprentices and trainees to journeymen shall not be greater than permitted by the terms of the particular program.

6. Withholding:

The SHA shall upon its own action or upon written request of an authorized representative of the DOL withhold, or cause to be withheld, from the contractor or subcontractor under this contract or any other Federal contract with the same prime contractor or any other Federally-assisted contract subject to Davis-Bacon prevailing wage requirements which is held by the same prime contractor, as much of the accrued payments or advances as may be considered necessary to pay laborers and mechanics, including apprentices, trainee's and helpers, employed by the contractor or any subcontractor the full amount of wages required by the contract. In the event of failure to pay any laborer or mechanic, including any apprentice, trainee, or helper, employed or working on the site of the work, all or part of the wages required by the contract, the SHA contracting officer may, after written notice to the contractor, take such action as may be necessary to cause the suspension of any further payment, advance, or guarantee of funds until such violations have ceased.

7. Overtime Requirements:

No contractor or subcontractor contracting for any part of the contract work which may require or involve the employment of laborers, mechanics, watchmen, or guards (including apprentices, trainees, and helpers described in paragraphs 4 and 5 above) shall require or permit any laborer, mechanic, watchman, or guard in any workweek in which he/she is employed on such work, to work in excess of 40 hours in such workweek unless such laborer, mechanic, watchman, or guard receives compensation at a rate not less than one-and-one-half times his/her basic rate of pay for all hours worked in excess of 40 hours in such workweek.

8. Violation:

Liability for Unpaid Wages; Liquidated Damages: In the event of any violation of the clause set forth in paragraph 7 above, the contractor and any subcontractor responsible thereof shall be liable to the affected employee for his/her unpaid wages. In addition, such contractor and subcontractor shall be liable to the United States (in the case of work done under contract for the District of Columbia or a territory, to such District or to such territory) for liquidated damages. Such liquidated damages shall be computed with respect to each individual laborer, mechanic, watchman, or guard employed in violation of the clause set forth in paragraph 7, in the sum of \$10 for each calendar day on which such employee was required or

permitted to work in excess of the standard work week of 40 hours without payment of the overtime wages required by the clause set forth in paragraph 7.

9. Withholding for Unpaid Wages and Liquidated Damages:

The SHA shall; upon its own action or upon written request of any authorized representative of the DOL withhold, or cause to be withheld, from any monies payable on account of work performed by the contractor or subcontractor under any such contract or any other Federal contract with the same prime contractor, or any other Federally-assisted contract subject to the Contract Work Hours and Safety Standards Act, which is held by the same prime contractor, such sums as may be determined to be necessary to satisfy any liabilities of such contractor or subcontractor for unpaid wages and liquidated damages as provided in the clause set forth in paragraph 8 above.

V. STATEMENTS AND PAYROLLS

(Applicable to all Federal-aid construction contracts exceeding \$2,000 and to all related subcontracts, except for projects located on roadways classified as local roads or rural collectors, which are exempt.)

1. Compliance with Copeland Regulations (29 CFR 3):

The contractor shall comply with the Copeland Regulations of the Secretary of Labor which are herein incorporated by reference.

2. Payrolls and Payroll Records:

- a. Payrolls and basic records relating thereto shall be maintained by the contractor and each subcontractor during the course of the work and preserved for a period of 3 years from the date of completion of the contract for all laborers, mechanics, apprentices, trainees, watchmen, helpers, and guards working at the site of the work.
- b. The payroll records shall contain the name, social security number, and address of each such employee; his or her correct classification; hourly rates of wages paid (including rates of contributions or costs anticipated for bona fide fringe benefits or cash equivalent thereof the types described in Section 1(b)(2)(B) of the Davis Bacon Act); daily and weekly number of hours worked; deductions made; and actual wages paid. In addition, for Appalachian contracts, the payroll records shall contain a notation indicating whether the employee does, or does not, normally reside in the labor area as defined in Attachment A, paragraph 1. Whenever the Secretary of Labor, pursuant to Section IV, paragraph 3b, has found that the wages of any laborer or mechanic include the amount of any costs reasonably anticipated in providing benefits under a plan or program described in Section 1(b)(2)(B) of the Davis Bacon Act, the contractor and each subcontractor shall maintain records which show that the commitment to provide such benefits is enforceable, that the plan or program is financially responsible, that the plan or program has been communicated in writing to the laborers or mechanics affected, and show the cost anticipated or the actual cost incurred in providing benefits. Contractors or subcontractors employing apprentices or trainees under approved programs shall maintain written evidence of the registration of apprentices and trainees, and ratios and wage rates prescribed in the applicable programs.
- c. Each contractor and subcontractor shall furnish, each week in which any contract work is performed, to the SHA resident engineer a payroll of wages paid each of its employees (including apprentices trainees, and helpers, described in Section IV, paragraphs 4 and 5, and watchmen and guards engaged on work during the preceding weekly payroll period). The payroll submitted shall set out accurately and completely

all of the information required to be maintained under paragraph 2b of this Section V. This information may be submitted in any form desired. Optional Form WH-347 is available for this purpose and may be purchased from the Superintendent of Documents (Federal stock number 029-005-0014-1), U.S. Government Printing Office, Washington, D.C. 20402. The prime contractor is responsible for submitting payroll copies of all subcontractors.

d. Each payroll submitted shall be accompanied by a "Statement of Compliance," signed by the Contractor or subcontractor or his/her agent who pays or supervises the payment of the persons employed under the contract and shall certify the following:

- (1) that the payroll for the payroll period contains the information required to be maintained under paragraph 2b of this Section V and that such information is correct and complete;
- (2) that such laborer or mechanic (including each helper, apprentice, and trainee) employed on the contract during the payroll period has been paid the full weekly wages earned, without rebate, either directly or indirectly, and that no deductions have been made either directly or indirectly from the full wages earned, other than permissible deductions as set forth in the Regulations, 29 CFR 3;
- (3) that each laborer or mechanic has been paid not less than the applicable wage rate and fringe benefits or cash equivalent for the classification of work performed, as specified in the applicable wage determination incorporated into the contract.

e. The weekly submission of a properly executed certification set forth on the reverse side of Optional Form WH-347 shall satisfy the requirement for submission of the "Statement of Compliance" required by paragraph 2d of this Section V.

f. The falsification of any of the above certifications may subject the contractor to civil or criminal prosecution under 18 U.S. C. 1001 and 31 U.S.C. 231.

g. The contractor or subcontractor shall make the records required under paragraph 2b of this Section V available for inspection, copying, or transcription by authorized representatives of the SHA, the FHWA, or the DOL, and shall permit such representatives to interview employees during working hours on the job. If the contractor or subcontractor fails to submit the required records or to make them available, the SHA, the FHWA, the DOL, or all may, after written notice to the contractor, sponsor, applicant, or owner, take such actions as may be necessary to cause the suspension of any further payment, advance, or guarantee of funds. Furthermore, failure to submit the required records upon request or to make such records available may be grounds for debarment action pursuant to 29 CFR 5.12.

VI. RECORD OF MATERIALS, SUPPLIES, AND LABOR

1. On all federal-aid contracts on the national highway system, except those which provide solely for the installation of protective devices at railroad grade crossings, those which are constructed on a force account or direct labor basis, highway beautification contracts, and contracts for which the total final construction cost for roadway and bridge is less than \$1,000,000 (23 CFR 635) the contractor shall:

- a. Become familiar with the list of specific materials and supplies contained in Form FHWA-47, "Statement of Materials and Labor Used by Contractor of Highway Construction Involving Federal Funds," prior to the commencement of work under this contract.
- b. Maintain a record of the total cost of all materials and supplies purchased for and incorporated in the work, and also of the quantities of those specific materials and supplies listed on Form FHWA-47, and in the units shown on Form FHWA-47.
- c. Furnish, upon the completion of the contract, to the SHA resident engineer on Form FHWA-47 together with the data

required in paragraph 1b relative to materials and supplies, a final labor summary of all contract work indicating the total hours worked and the total amount earned.

2. At the prime contractor's option, either a single report covering all contract work or separate reports for the contractor and for each subcontract shall be submitted.

VII. SUBLETTING OR ASSIGNING THE CONTRACT

1. The contractor shall perform with its own organization contract work amounting to not less than 30 percent (or a greater percentage if specified elsewhere in the contract) of the total original contract price, excluding any specialty items designated by the State. Specialty items may be performed by subcontract and the amount of any such specialty items performed may be deducted from the total original contract price before computing the amount of work required to be performed by the contractors' own organization (23 CFR 635).

- a. "Its own organization" shall be construed to include only workers employed and paid directly by the prime contractor and equipment owned or rented by the prime contractor, with or without operators. Such term does not include employees or equipment of a subcontractor, assignee, or agent of the prime contractor.
- b. "Specialty Items" shall be construed to be limited to work that requires highly specialized knowledge, abilities, or equipment not ordinarily available in the type of contracting organizations qualified and expected to bid on the contract as a whole and in general are to be limited to minor components of the overall contract.

2. The contract amount upon which the requirements set forth in paragraph 1 of Section VII is computed includes the cost of material and manufactured products which are to be purchased or produced by the contractor under the contract provisions.

3. The contractor shall furnish (a) a competent superintendent or supervisor who is employed by the firm, has full authority to direct performance of the work in accordance with the contract requirements, and is in charge of all construction operations (regardless of who performs the work) and (b) such other of its own organizational resources (supervision, management, and engineering services) as the SHA contracting officer determines is necessary to assure the performance of the contract.

4. No portion of the contract shall be sublet, assigned or otherwise disposed of except with the written consent of the SHA contracting officer, or authorized representative, and such consent when given shall not be construed to relieve the contractor of any responsibility for the fulfillment of the contract. Written consent will be given only after the SHA has assured that each subcontract is evidenced in writing and that it contains all pertinent provisions and requirements of the prime contract.

VIII. SAFETY: ACCIDENT PREVENTION

1. In the performance of this contract the contractor shall comply with all applicable Federal, State, and local laws governing safety, health, and sanitation (23 CFR 635). The contractor shall provide all safeguards, safety devices and protective equipment and take any other needed actions as it determines, or as the SHA contracting officer may determine, to be reasonably necessary to protect the life and health of employees on the job and the safety of the public and to protect property in connection with the performance of the work covered by the contract.

2. It is a condition of this contract, and shall be made a condition of each subcontract, which the contractor enters into pursuant to this contract, that the contractor and any subcontractor shall not permit any employee, in performance of the contract, to work in

surroundings or under conditions which are unsanitary, hazardous or dangerous to his/her health or safety, as determined under construction safety and health standards (29 CFR 1926) promulgated by the Secretary of Labor, in accordance with Section 107 of the Contract Work Hours and Safety Standards Act (40 U.S.C. 333).

3. Pursuant to 29 CFR 1926.3, it is a condition of this contract that the Secretary of Labor or authorized representative thereof, shall have right of entry to any site of contract performance to inspect or investigate the matter of compliance with the construction safety and health standards and to carry out the duties of the Secretary under Section 107 of the Contract Work Hours and Safety Standards Act (40 U.S.C. 333).

IX. FALSE STATEMENTS CONCERNING HIGHWAY PROJECTS

In order to assure high quality and durable construction in conformity with approved plans and specifications and a high degree of reliability on statements and representations made by engineers, contractors, suppliers, and workers on Federal-aid highway projects, it is essential that all persons concerned with the project perform their functions as carefully, thoroughly, and honestly as possible. Willful falsification, distortion, or misrepresentation with respect to any facts related to the project is a violation of Federal law. To prevent any misunderstanding regarding the seriousness of these and similar acts, the following notice shall be posted on each Federal-aid highway project (23 CFR 635) in one or more places where it is readily available to all persons concerned with the project:

NOTICE TO ALL PERSONNEL ENGAGED ON FEDERAL-AID HIGHWAY PROJECTS

18 U.S.C. 1020 reads as follows:

“Whoever, being an officer, agent or employee of the United States, or of any State or Territory, or whoever, whether a person, association, firm, or corporation, knowingly makes any false statement, false representation, or false report as to the character, quality, quantity, or cost of the material used or to be used, or the quantity or quality of the work performed or to be performed, or the cost thereof in connection with the submission of plans, maps, specifications, contracts, or costs of construction on any highway or related project submitted for approval to the Secretary of Transportation; or

Whoever knowingly makes any false statement, false representation, false report or false claim with respect to the character, quality, quantity, or cost of any work performed or to be performed, or materials furnished or to be furnished, in connection with the construction of any highway or related project approved by the Secretary of Transportation; or

Whoever knowingly makes any false statement or false representation as to material fact in any statement, certificate, or report submitted pursuant to provisions of the Federal-aid Roads Act approved July 1, 1916, (39 Stat. 355), as amended and supplemented;

Shall be fined not more than \$10,000 or imprisoned not more than 5 years or both.”

X. IMPLEMENTATION OF CLEAN AIR ACT AND FEDERAL WATER POLLUTION CONTROL ACT

(Applicable to all Federal-aid construction contracts and to all related subcontracts of \$100,000 or more).

By submission of this bid or the execution of this contract, or

subcontract, as appropriate, the bidder, Federal-aid construction contractor, or subcontractor, as appropriate, will be deemed to have stipulated as follows:

1. That any facility that is or will be utilized in the performance of this contract, unless such contract is exempt under the Clean Air Act, as amended (42 U.S.C. 1857 *et seq.*, as amended by Pub.L. 91-604), and under the Federal Water Pollution Control Act, as amended (33 U.S.C. 1251 *et seq.*, as amended by Pub.L. 92-500), Executive Order 11738, and regulations in implementation thereof (40 CFR 15) is not listed, on the date of contract award, on the U.S. Environmental Protection Agency (EPA) List of Violating Facilities pursuant to 40 CFR 15.20.

2. That the firm agrees to comply and remain in compliance with all the requirements of Section 114 of the Clean Air Act and Section 308 of the Federal Water Pollution Control Act and all regulations and guidelines listed thereunder.

3. That the firm shall promptly notify the SHA of the receipt of any communication from the Director, Office of Federal Activities, EPA indicating that a facility that is or will be utilized for the contract is under consideration to be listed on the EPA List of Violating Facilities.

4. That the firm agrees to include or cause to be included the requirements of paragraph 1 through 4 of this Section X in every nonexempt subcontract, and further agrees to take such action as the government may direct as a means of enforcing such requirements.

XI. CERTIFICATION REGARDING DEBARMENT, SUSPENSION, INELIGIBILITY AND VOLUNTARY EXCLUSION

1. Instructions for Certification - Primary Covered Transactions:

(Applicable to all Federal-aid contracts - 49 CFR 29)

- a. By signing and submitting this proposal, the prospective primary participant is providing the certification set out below.
- b. The inability of a person to provide the certification set out below will not necessarily result in denial of participation in this covered transaction. The prospective participant shall submit an explanation of why it cannot provide the certification set out below. The certification or explanation will be considered in connection with the department or agency's determination whether to enter into this transaction. However, failure of the prospective primary participant to furnish a certification or an explanation shall disqualify such a person from participation in this transaction.
- c. The certification in this clause is a material representation of fact upon which reliance was placed when the department or agency determined to enter into this transaction. If it is later determined that the prospective primary participant knowingly rendered an erroneous certification, in addition to other remedies available to the Federal Government, the department or agency may terminate this transaction for cause of default.
- d. The prospective primary participant shall provide immediate written notice to the department or agency to whom this proposal is submitted if any time the prospective primary participant learns that its certification was erroneous when submitted or has become erroneous by reason of changed circumstances.
- e. The terms "covered transaction," "debarred," "suspended," "ineligible," "lower tier covered transaction," "participant," "person," "primary covered transaction," "principal," "proposal," and "voluntarily excluded," as used in this clause, have the meanings set out in the Definitions and Coverage sections of rules implementing Executive Order 12549. You may contact the department or agency to which this proposal

is submitted for assistance in obtaining a copy of those regulations.

f. The prospective primary participant agrees by submitting this proposal that, should the proposed covered transaction be entered into, it shall not knowingly enter into any lower tier covered transaction with a person who is debarred, suspended, declared ineligible, or voluntarily excluded from participation in this covered transaction, unless authorized by the department or agency entering into this transaction.

g. The prospective primary participant further agrees by submitting this proposal that it will include the clause titled "Certification Regarding Debarment, Suspension, Ineligibility and Voluntary Exclusion-Lower Tier Covered Transaction," provided by the department or agency entering into this covered transaction, without modification in all lower tier covered transactions

and in all solicitations for lower tier covered transactions.

h. A participant in a covered transaction may rely upon a certification of a prospective participant in a lower tier covered transaction that is not debarred, suspended, ineligible, or voluntarily excluded from the covered transaction, unless it knows that the certification is erroneous. A participant may decide the method and frequency by which it determines the eligibility of its principals. Each participant may, but is not required to, check the nonprocurement portion of the "Lists of Parties Excluded from Federal Procurement or Nonprocurement Programs" (Nonprocurement List) which is compiled by the General Services Administration.

i. Nothing contained in the foregoing shall be construed to require establishment of a system of records in order to render in good faith the certification required by this clause. The knowledge and information of participant is not required to exceed that which is normally possessed by a prudent person in the ordinary course of business dealings.

j. Except for transactions authorized under paragraph f of these instructions, if a participant in a covered transaction knowingly enters into a lower tier covered transaction with a person who is suspended, debarred, ineligible, or voluntarily excluded from participation in this transaction, in addition to other remedies available to the Federal Government, the department or agency may terminate this transaction for cause or default.

Certification Regarding Debarment, Suspension, Ineligibility and Voluntary Exclusion-Primary Covered Transactions

1. The prospective primary participant certifies to the best of its knowledge and belief, that it and its principals:

- a. Are not presently debarred, suspended, proposed for debarment, declared ineligible, or voluntarily excluded from covered transactions by any Federal department or agency;
- b. Have not within a 3-year period preceding this proposal been convicted of or had a civil judgment rendered against them for commission of fraud or a criminal offense in connection with obtaining, attempting to obtain, or performing a public (Federal, State or local) transaction or contract under a public transaction; violation of Federal or State antitrust statutes or commission of embezzlement, theft, forgery, bribery, falsification or destruction of records, making false statements, or receiving stolen property;
- c. Are not presently indicted for or otherwise criminally or civilly charged by a governmental entity (Federal, State or local) with commission of any of the offenses enumerated in paragraph 1b of this certification; and
- d. Have not within a 3-year period preceding this application/proposal had one or more public transactions (Federal, State or local) terminated for cause or default.

to any of the statements in this certification, such prospective participant shall attach an explanation to this proposal.

2. Instructions for Certification - Lower Tier Covered Transactions:

(Applicable to all subcontracts, purchase orders and other lower tier transactions of \$25,000 or more - 49 CFR 29)

a. By signing and submitting this proposal, the prospective lower tier is providing the certification set out below.

b. The certification in this clause is a material representation of fact upon which reliance was placed when this transaction was entered into. If it is later determined that the prospective lower tier participant knowingly rendered an erroneous certification, in addition to other remedies available to the Federal Government, the department, or agency with which this transaction originated may pursue available remedies, including suspension and/or debarment.

c. The prospective lower tier participant shall provide immediate written notice to the person to which this proposal is submitted if at any time the prospective lower tier participant learns that its certification was erroneous by reason of changed circumstances.

d. The terms "covered transaction," "debarred," "suspended," "ineligible," "primary covered transaction," "participant," "person," "principal," "proposal," and "voluntarily excluded," as used in this clause, have the meanings set out in the Definitions and Coverage sections of rules implementing Executive Order 12549. You may contact the person to which this proposal is submitted for assistance in obtaining a copy of those regulations.

e. The prospective lower tier participant agrees by submitting this proposal that, should the proposed covered transaction be entered into, it shall not knowingly enter into any lower tier covered transaction with a person who is debarred, suspended, declared ineligible, or voluntarily excluded from participation in this covered transaction, unless authorized by the department or agency with which this transaction originated.

f. The prospective lower tier participant further agrees by submitting this proposal that it will include this clause titled "Certification Regarding Debarment, Suspension, Ineligibility and Voluntary Exclusion-Lower Tier Covered Transaction," without modification, in all lower tier covered transactions and in all solicitations for lower tier covered transactions.

g. A participant in a covered transaction may rely upon a certification of a prospective participant in a lower tier covered transaction that is not debarred, suspended, ineligible, or voluntarily excluded from the covered transaction, unless it knows that the certification is erroneous. A participant may decide the method and frequency by which it determines the eligibility of its principals. Each participant may, but is not required to, check the Nonprocurement List.

h. Nothing contained in the foregoing shall be construed to require establishment of a system of records in order to render in good faith the certification required by this clause. The knowledge and information of participant is not required to exceed that which is normally possessed by a prudent person in the ordinary course of business dealing.

i. Except for transactions authorized under paragraph e of these instructions, if a participant in a covered transaction knowingly enters into a lower tier covered transaction with a person who is suspended, debarred, ineligible, or voluntarily excluded from participation in this transaction, in addition to other remedies available to the Federal Government, the department or agency with which this transaction originated may pursue available remedies, including suspension and/or debarment.

2. Where the prospective primary participant is unable to certify

**Certification Regarding Debarment, Suspension, Ineligibility And
Voluntary Exclusion-Lower Tier Covered Transactions:**

1. The prospective lower tier participant certifies, by submission of this proposal, that neither it nor its principals is presently debarred, suspended, proposed for debarment, declared ineligible, or voluntarily excluded from participation in this transaction by any Federal department or agency.

2. Where the prospective lower tier participant is unable to certify to any of the statements in this certification, such prospective participant shall attach an explanation to this proposal.

**XII. CERTIFICATION REGARDING USE OF CONTRACT FUNDS FOR
LOBBYING**

(Applicable to all Federal-aid construction contracts and to all related subcontracts which exceed \$100,000 - 49 CFR 20)

1. The prospective participant certifies, by signing and submitting this bid or proposal, to the best of his or her knowledge and belief, that:

a. No Federal appropriated funds have been paid or will be paid, by or on behalf of the undersigned, to any person for influencing or attempting to influence an officer or employee of any Federal agency, a Member of Congress, an officer or employee of Congress, or an employee of a Member of Congress in connection with the awarding of any Federal contract, the making of any Federal grant, the making of any Federal loan, the entering into of any cooperative agreement, and the extension, continuation, renewal, amendment, or modification of any Federal contract, grant, loan, or cooperative agreement.

b. If any funds other than Federal appropriated funds have been paid or will be paid to any person for influencing or attempting to influence an officer or employee of any Federal agency, a Member of Congress, an officer or employee of Congress, or an employee of a Member of Congress in connection with this Federal contract, grant, loan, or cooperative agreement, the undersigned shall complete and submit Standard Form-LLL, "Disclosure Form to Report Lobbying," in accordance with its instructions.

2. This certification is a material representation of fact upon which reliance was placed when this transaction was made or entered into. Submission of this certification is a prerequisite for making or entering into this transaction imposed by 31 U.S.C. 1352. Any person who fails to file the required certification shall be subject to a civil penalty of not less than \$10,000 and not more than \$100,000 for each such failure.

3. The prospective participant also agrees by submitting his or her bid or proposal that he or she shall require that the language of this certification be included in all lower tier subcontracts, which exceed \$100,000 and that all such recipients shall certify and disclose accordingly.

**MINIMUM WAGES FOR FEDERAL AND FEDERALLY
ASSISTED CONSTRUCTION CONTRACTS**

This project is funded, in part, with Federal-aid funds and, as such, is subject to the provisions of the Davis-Bacon Act of March 3, 1931, as amended (46 Sta. 1494, as amended, 40 U.S.C. 276a) and of other Federal statutes referred to in a 29 CFR Part 1, Appendix A, as well as such additional statutes as may from time to time be enacted containing provisions for the payment of wages determined to be prevailing by the Secretary of Labor in accordance with the Davis-Bacon Act and pursuant to the provisions of 29 CFR Part 1. The prevailing rates and fringe benefits shown in the General Wage Determination Decisions issued by the U.S. Department of Labor shall, in accordance with the provisions of the foregoing statutes, constitute the minimum wages payable on Federal and federally assisted construction projects to laborers and mechanics of the specified classes engaged on contract work of the character and in the localities described therein.

General Wage Determination Decisions, modifications and supersedes decisions thereto are to be used in accordance with the provisions of 29 CFR Parts 1 and 5. Accordingly, the applicable decision, together with any modifications issued, must be made a part of every contract for performance of the described work within the geographic area indicated as required by an applicable DBRA Federal prevailing wage law and 29 CFR Part 5. The wage rates and fringe benefits contained in the General Wage Determination Decision shall be the minimum paid by contractors and subcontractors to laborers and mechanics.

NOTICE

The most current **General Wage Determination Decisions** (wage rates) are available on the IDOT web site. They are located on the Letting and Bidding page at <http://www.dot.state.il.us/desenv/delett.html>.

In addition, ten (10) days prior to the letting, the applicable Federal wage rates will be e-mailed to subscribers. It is recommended that all contractors subscribe to the Federal Wage Rates List or the Contractor's Packet through IDOT's subscription service.

PLEASE NOTE: if you have already subscribed to the Contractor's Packet you will automatically receive the Federal Wage Rates.

The instructions for subscribing are at <http://www.dot.state.il.us/desenv/subsc.html>.

If you have any questions concerning the wage rates, please contact IDOT's Chief Contract Official at 217-782-7806.