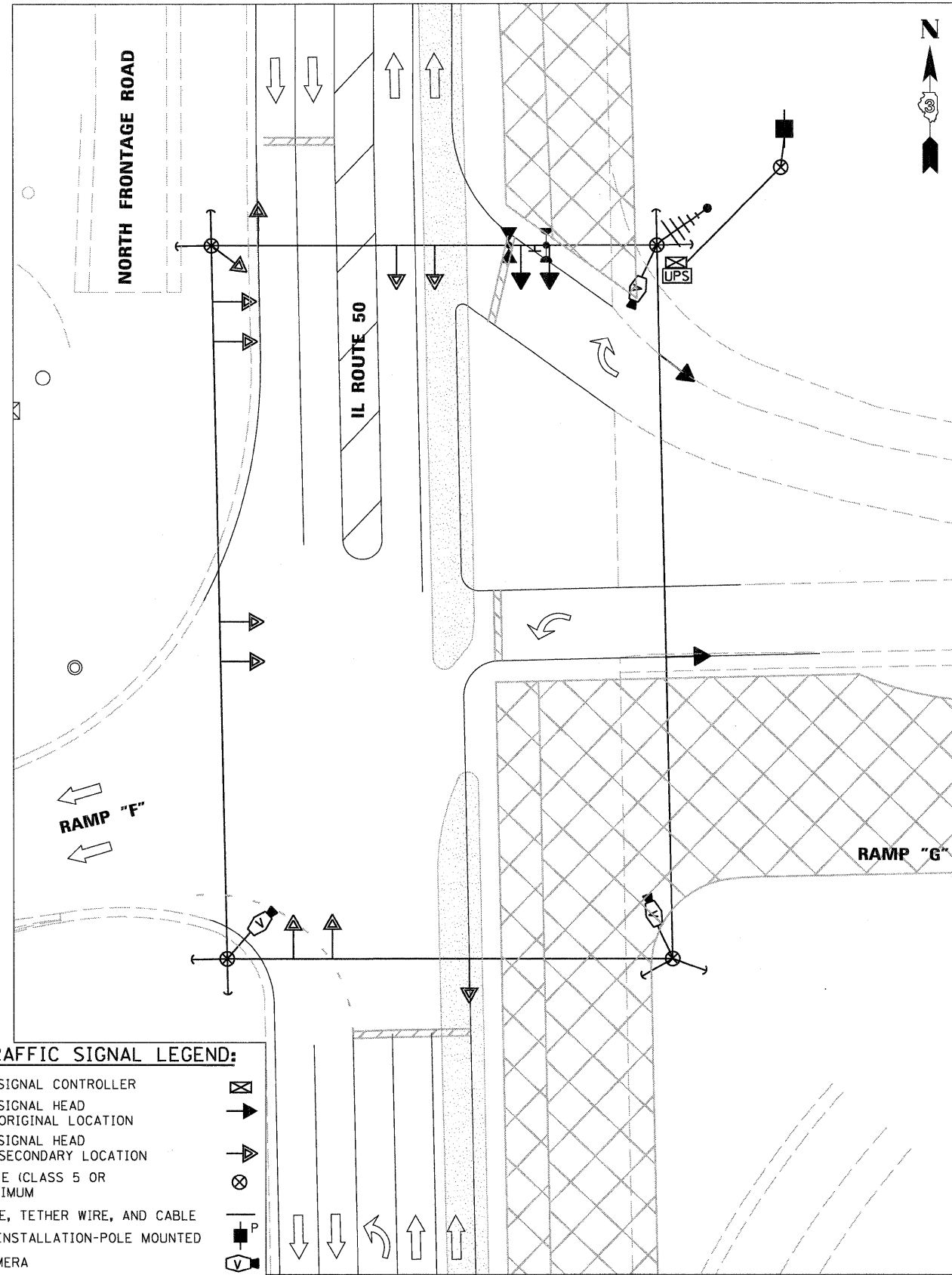
















**STAGE C**



**STAGE D**

**TEMPORARY TRAFFIC SIGNAL LEGEND:**

- TEMPORARY TRAFFIC SIGNAL CONTROLLER 
- TEMPORARY TRAFFIC SIGNAL HEAD 
- SPAN WIRE MOUNTED ORIGINAL LOCATION 
- TEMPORARY TRAFFIC SIGNAL HEAD 
- SPAN WIRE MOUNTED SECONDARY LOCATION 
- TEMPORARY WOOD POLE (CLASS 5 OR BETTER) 45 FOOT MINIMUM 
- TEMPORARY SPAN WIRE, TETHER WIRE, AND CABLE 
- TEMPORARY SERVICE INSTALLATION-POLE MOUNTED 
- VIDEO DETECTION CAMERA 
- G.S. CONDUIT IN TRENCH OR PUSHED 
- DOWN GUY OR SIDEWALK GUY 
- UNINTERRUPTIBLE POWER SUPPLY 
- TEMPORARY WIRELESS 
- INTERCONNECT ANTENNA 

**NOTE:**

1. NOTES FOR TEMPORARY TRAFFIC SIGNALS SEE SHEET NO. TS-8.

FILE NAME =  
 gs:\zd40403\ts-9.dgn

USER NAME = kkhon	DESIGNED - JA	REVISED -
PLOT SCALE = 1:20	DRAWN - RM/IS	REVISED -
PLOT DATE = 12/17/2010	CHECKED - HS	REVISED -
	DATE - 12-17-2010	REVISED -

**STATE OF ILLINOIS  
 DEPARTMENT OF TRANSPORTATION**

**TRAFFIC SIGNAL TEMPORARY INSTALLATION & REMOVAL  
 OF EXISTING EQUIPMENT RAMP-FG & IL 50-STAGE C & D**

SCALE: SHEET NO. OF SHEETS STA. TO STA.

F.A.I. RTE.	SECTION	COUNTY	TOTAL SHEETS	SHEET NO.
57	(46-2) I, HBR, VBR	KANKAKEE	558	234
CONTRACT NO. 66409				
FED. ROAD DIST. NO. 3 [ILLINOIS] FED. AID PROJECT				