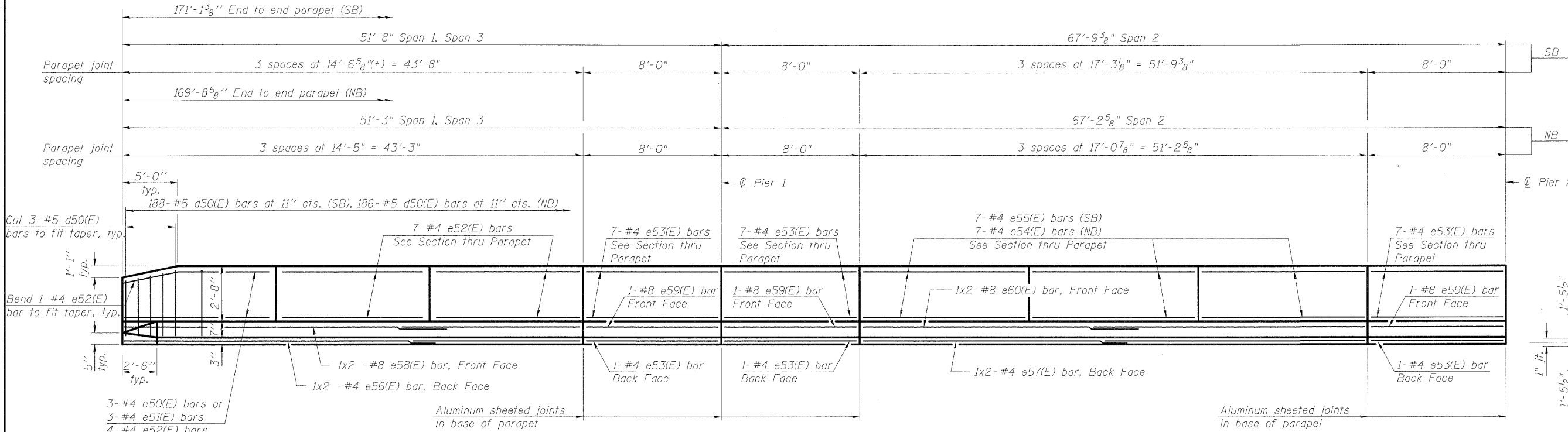
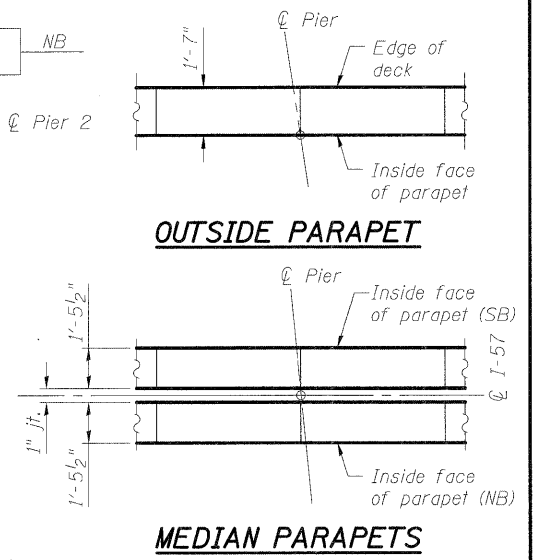


STATE OF ILLINOIS
DEPARTMENT OF TRANSPORTATION



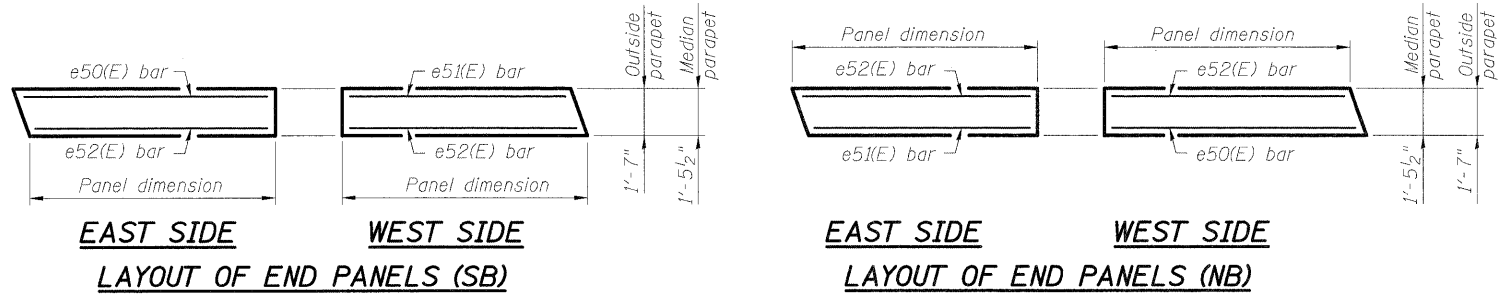
INSIDE ELEVATION OF OUTSIDE PARAPET
Dimensions are along inside face of parapet



OUTSIDE PARAPET

MEDIAN PARAPETS

PARAPET JOINT DETAILS

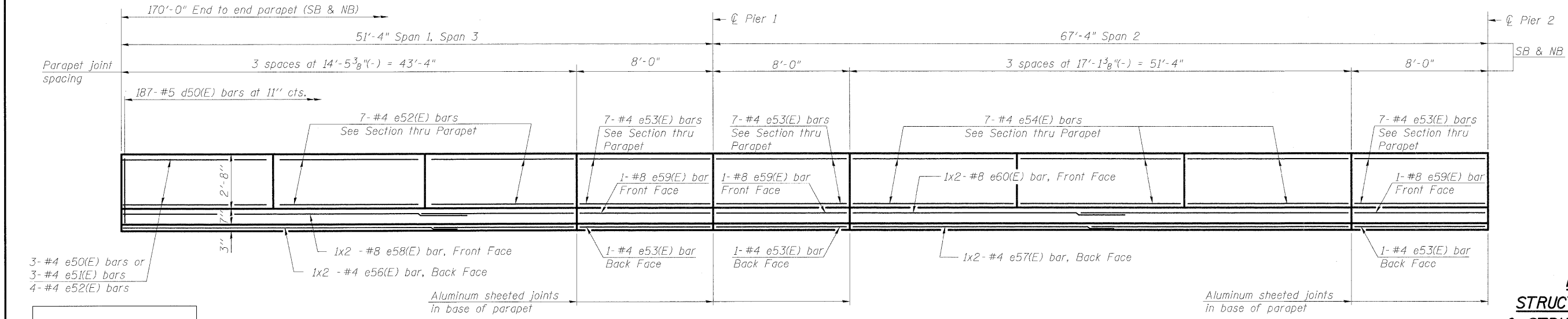


EAST SIDE WEST SIDE
LAYOUT OF END PANELS (SB)

EAST SIDE WEST SIDE
LAYOUT OF END PANELS (NB)

MINIMUM BAR LAP
(Parapet)
#4 bar = 2'-0"
#8 bar = 5'-2"

Notes:
Slipforming will not be permitted.



INSIDE ELEVATION OF MEDIAN PARAPET
Dimensions are along centerline of I-57

PARAPET DETAILS
STRUCTURE NO. 046-0146 (S.B.)
& STRUCTURE NO. 046-0147 (N.B.)

DESIGNED	AWW
CHECKED	PMH
DRAWN	AMV
CHECKED	AWW

McDonough Associates Inc.
Engineers / Architects
130 East Randolph Street
Chicago, Illinois 60601
(312) 946-8600

SHEET NO. SR-16 SHEETS SR-48	F.A.I. RTE.	SECTION	COUNTY	TOTAL SHEETS	SHEET NO.
	57	(46-2) VBR	KANKAKEE	558	343
CONTRACT NO. 66409					
FED. ROAD DIST. NO. 3 ILLINOIS FED. AID PROJECT					