SECTION	COUNTY	TOTAL SHEETS	SHEET NO.
64-1VBI	ST. CLAIR	23	7

SHEET NO. 3
18 SHEETS

STATE OF ILLINOIS
DEPARTMENT OF TRANSPORTATION

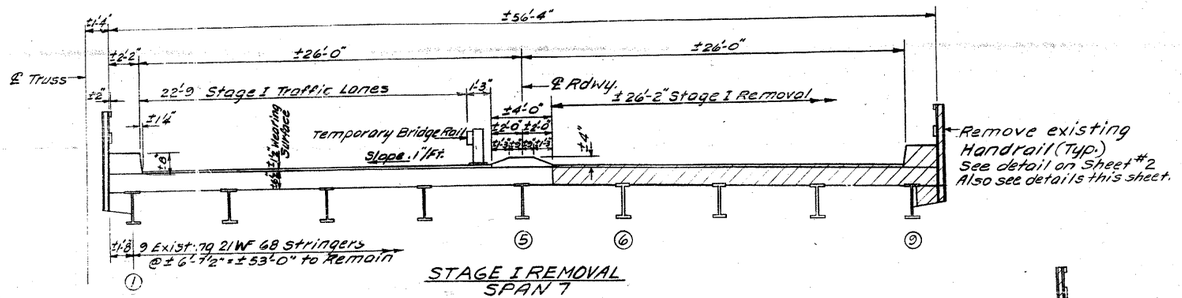

STAGE I REMOVAL
SPAN 7

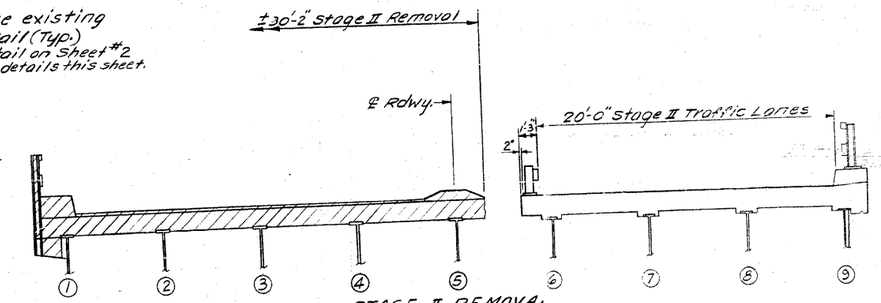

STAGE II REMOVAL

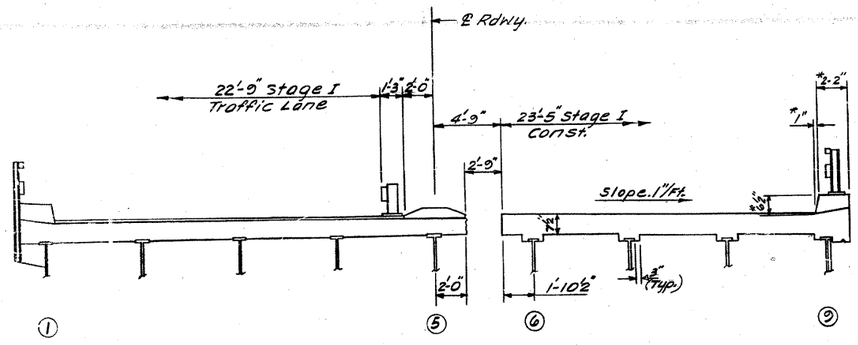

STAGE I CONSTRUCTION

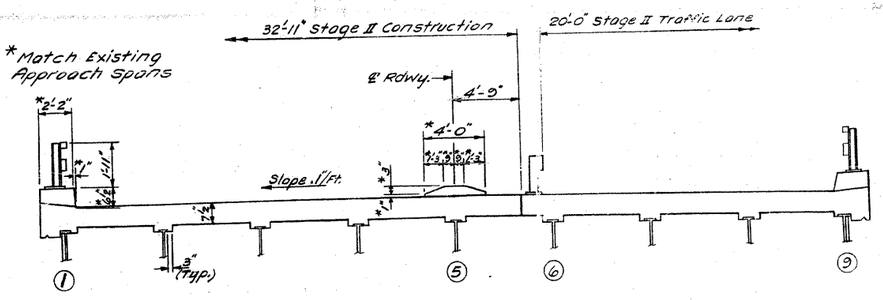

STAGE II CONSTRUCTION

All cross sections are looking South.
Hatched Portions indicate Removal areas.
For Temporary Bridge Rail details, see Sht. #4.

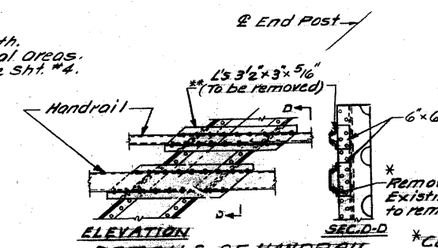

ELEVATION
SEC. D-D
DETAILS OF HANDRAIL REMOVAL AT END POSTS

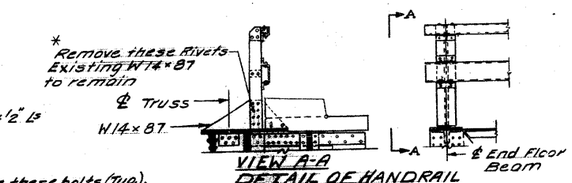

VIEW A-A
DETAIL OF HANDRAIL REMOVAL AT END FLOOR BEAM

*Cost of Rivet and Bolt Removal is incidental to Handrail Removal.
**Remove @ Connection to End Post only. (4 end post locations)

STAGE CONSTRUCTION DETAILS
SPAN 7
F.A. RTE. 14 SEC. 64-1VBI
ST. CLAIR COUNTY
STA. 281 + 07.13

DESIGNED	Feb. 4 1985
CHECKED	EXAMINED
DRAWN LH	PASSED
CHECKED DG	APPROVED

FOR INFORMATION ONLY

Coombe-Bloxdorf P.C.
-CIVIL ENGINEERS-
-STRUCTURAL ENGINEERS-
-LAND SURVEYORS-
Design Firm License No. 184-002703

FILE NAME =	USER NAME = CFC..	DESIGNED -	REVISED -	STATE OF ILLINOIS DEPARTMENT OF TRANSPORTATION	SN 082-0030 PLANS (REHABILITATION PLANS)
...\135-D876882-exist-bridge-repair-plans-05.dgn		DRAWN -	REVISED -		
	PLOT SCALE = 40.000000 ' / IN.	CHECKED -	REVISED -		
CB JOB NO 09021	PLOT DATE = 8/5/2010	DATE - / /	REVISED -		SCALE: SHEET NO. OF SHEETS STA. TO STA.

F.A.P. RTE.	SECTION	COUNTY	TOTAL SHEETS	SHEET NO.
312	64-1VBR	ST. CLAIR	259	135
		CONTRACT NO. 76882		
		ILLINOIS FED. AID PROJECT		