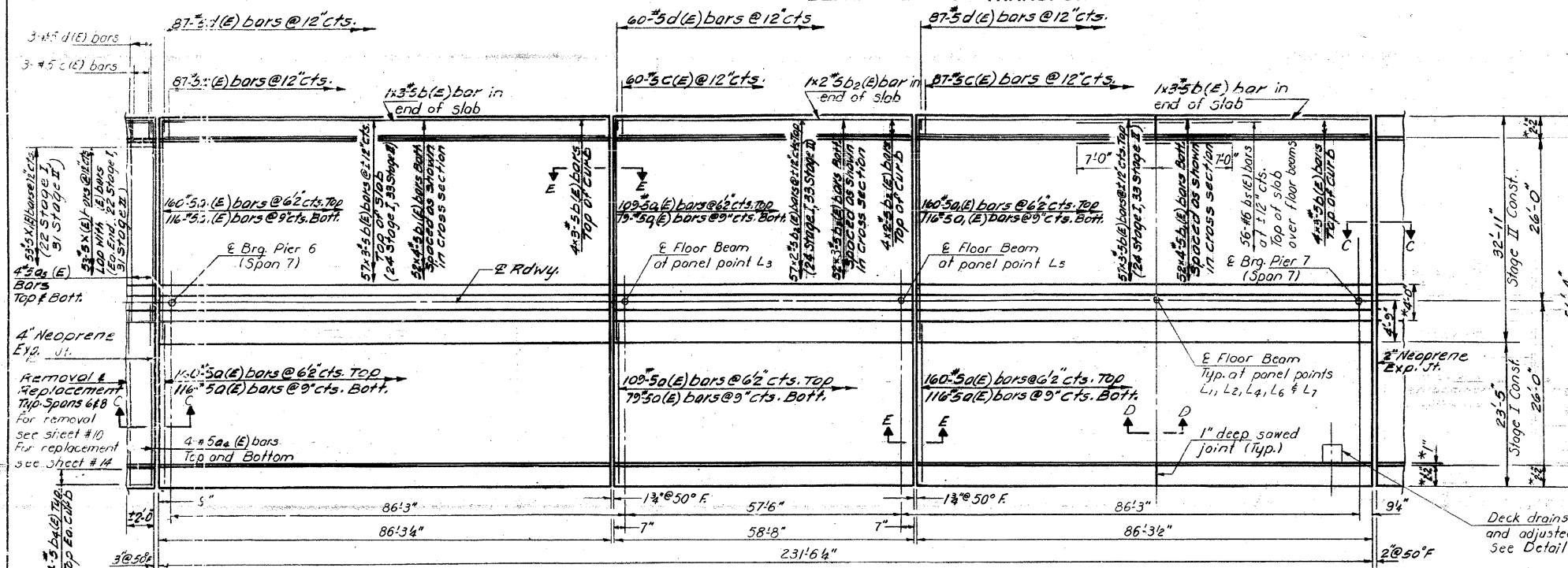
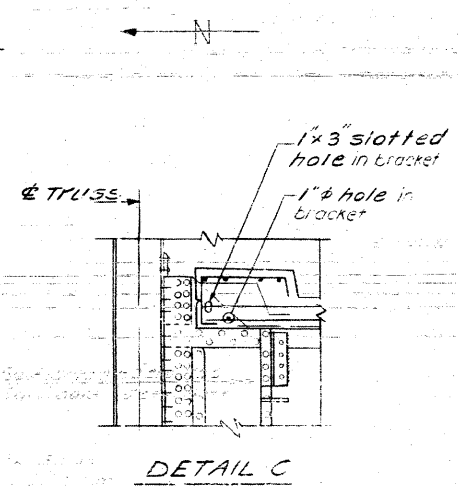


STATE OF ILLINOIS
DEPARTMENT OF TRANSPORTATION

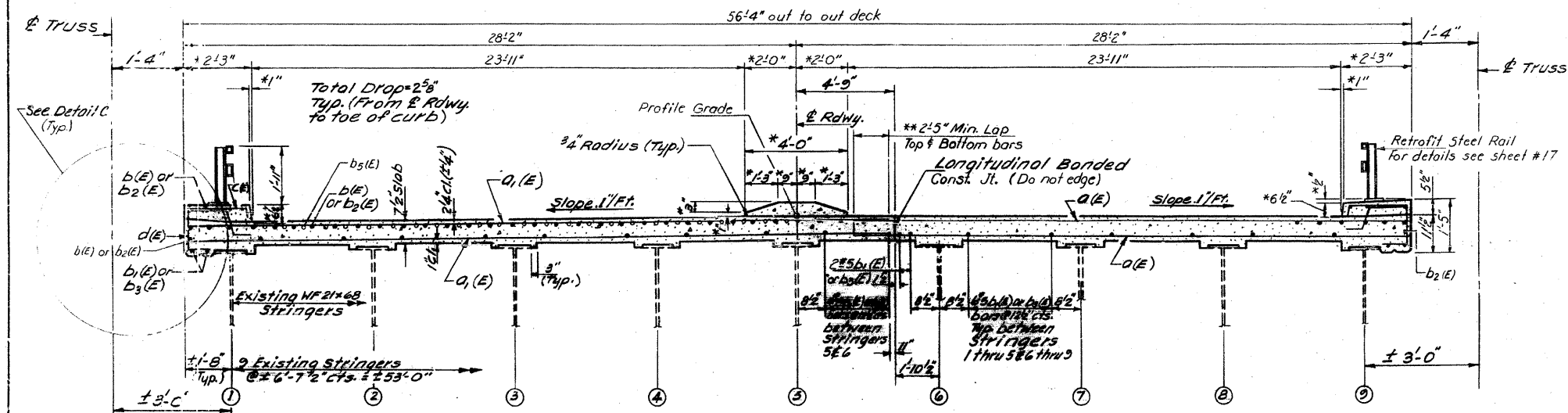
ROUTE NO.	SHEET NO.	COUNTY	TOTAL SHEETS	SHEET NO.
64-14	13	ST. CLAIR	13	13
SHEET NO. 12				
1/3 SHEETS				



PLAN



DETAIL C



CROSS SECTION
(Looking South)

Notes
The Contractor shall provide temporary lateral support for the stringers at the center of each stringer span during construction of the concrete deck. Cost incidental.
For Section C-C and Bill of Material see sheet #14.
For Sections D-D and E-E see sheet #13.
For remainder of superstructure details see sheets #13 and #14.
Reinforcement bars designated (E) shall be epoxy coated.
Bars indicated thus 3x2 #5 c/c indicates 3 lines of bars with 2 lengths per line.
Min. lap for #5 bars = 1.9' unless otherwise noted.

DESIGNED: *James J. Bloxdorf*
CHECKED: *James J. Bloxdorf*
DRAWN: LH
CHECKED: DG
EXAMINED: *James J. Bloxdorf*
APPROVED: *James J. Bloxdorf*
DIRECTOR OF HIGHWAYS

SUPERSTRUCTURE
SPAN 7
F.A.R.T.E. 14 SEC. 64-1VB1
ST. CLAIR COUNTY
STA. 281+07.13

* Match Existing Approach Spans.
** Lapped bars shall be additionally tied in this area.

FOR INFORMATION ONLY

CB Coombe-Bloxdorf P.C.
- CIVIL ENGINEERS -
- STRUCTURAL ENGINEERS -
- LAND SURVEYORS -
Design Firm License No. 184-002703

FILE NAME =	USER NAME = CFC...	DESIGNED -	REVISED -	STATE OF ILLINOIS DEPARTMENT OF TRANSPORTATION	SN 082-0030 PLANS (REHABILITATION PLANS)	F.A.P. RTE.	SECTION	COUNTY	TOTAL SHEETS	SHEET NO.	
...N149-D876862-exist-bridge-repair-plans	9.dgn	DRAWN -	REVISED -			312	64-1VBR	ST. CLAIR	259	149	
PLOT SCALE = 40.000000' / 1"		CHECKED -	REVISED -			CONTRACT NO. 76882					
PLOT DATE = 8/5/2018		DATE - / /	REVISED -			ILLINOIS FED. AID PROJECT					