

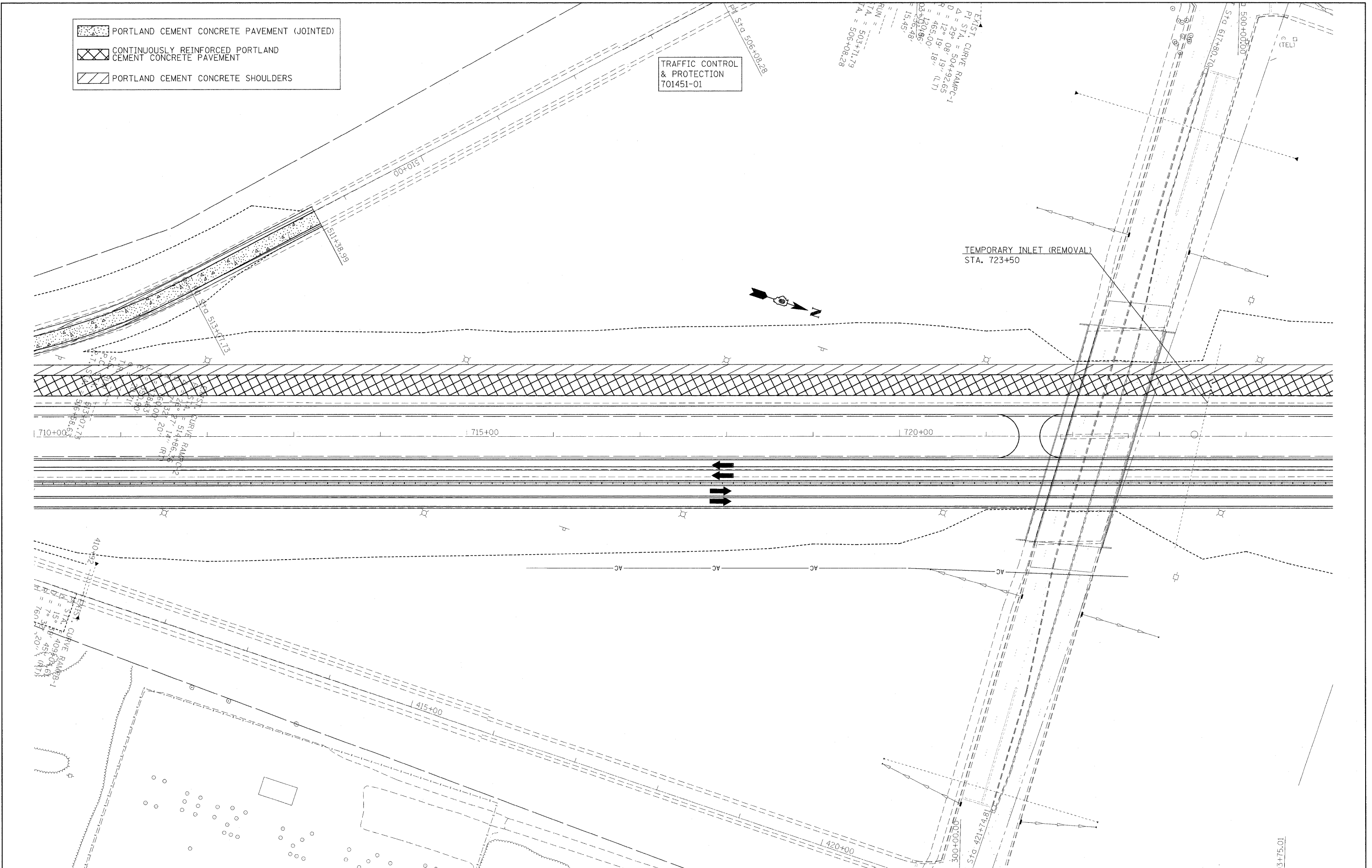
	PORTLAND CEMENT CONCRETE PAVEMENT (JOINTED)
	CONTINUOUSLY REINFORCED PORTLAND CEMENT CONCRETE PAVEMENT
	PORTLAND CEMENT CONCRETE SHOULDERS

TRAFFIC CONTROL  
& PROTECTION  
701451-01

EXIST. CURVE RAMP-C-1  
PT. STA. = 504+92.65  
D = 29° 08' 19" 22.65  
R = 465.19' 18" (LT)  
35+120.96'  
15.45'  
15.45'  
RUN =  
TA = 503+71.79  
TA = 506+08.28

TEMPORARY INLET (REMOVAL)  
STA. 723+50



FILE NAME =	USER NAME = rollavr	DESIGNED -	REVISED -	<b>STATE OF ILLINOIS DEPARTMENT OF TRANSPORTATION</b>	<b>STAGING /MAINTENANCE OF TRAFFIC STAGE 3</b>			F.A.I. RTE. 57	SECTION •	COUNTY Jefferson	TOTAL SHEETS 422	SHEET NO. 77
c:\pwwork\pwsdot\rollavr\d0169788\78172	sht-stg3.dgn	DRAWN -	REVISED -		SCALE: 50	SHEET NO. 8	OF 18 SHEETS	STA.	TO STA.	CONTRACT NO. 78172		
	PLOT SCALE = 50.0000' / IN.	CHECKED -	REVISED -		ILLINOIS FED. AID PROJECT							
	PLOT DATE = 2/3/2011	DATE -	REVISED -		(41-2-1,41-3,41-3-1)R-1							