

STATE OF ILLINOIS
DEPARTMENT OF TRANSPORTATION

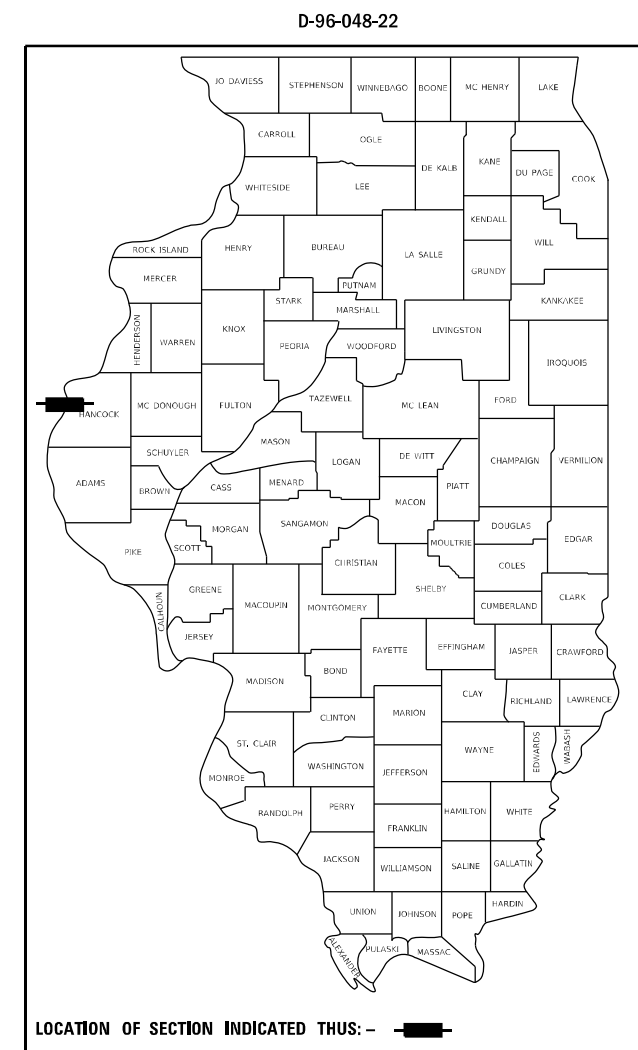
F.A.P. RTE.	SECTION	COUNTY	TOTAL SHEETS	SHEET NO.
315	(22B)BRR	HANCOCK	6	1
		ILLINOIS	CONTRACT NO. 72N34	

FOR INDEX OF SHEETS, SEE SHEET NO. 2

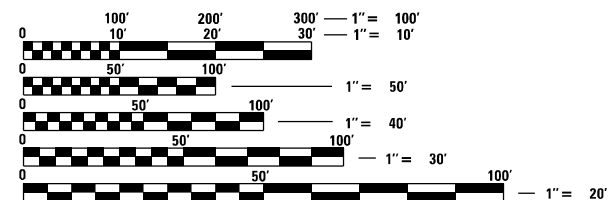
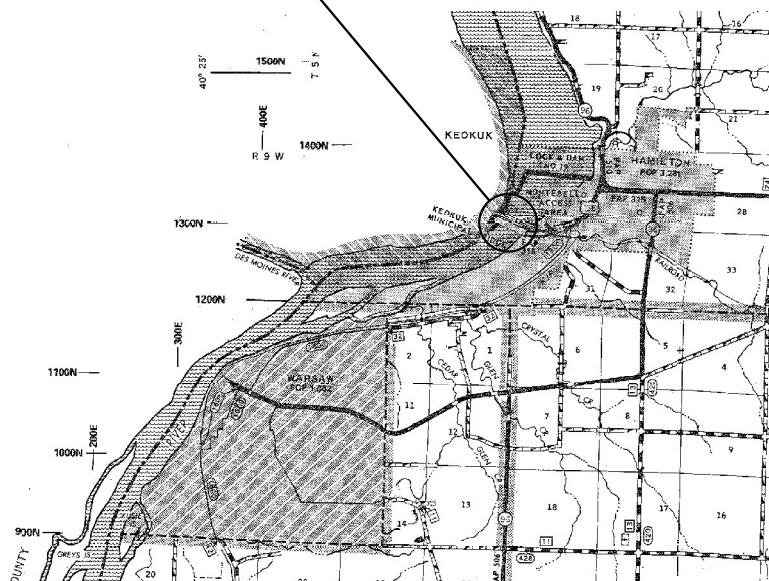
PROPOSED CONTRACT MAINTENANCE

FAP ROUTE 315 (US 136)
SECTION (22B)BRR
PROJECT (STATE)
BRIDGE RAIL REPAIRS
HANCOCK COUNTY

C-96-056-22



PROJECT LOCATION
SN 034-0062
US 136 OVER MISS. R.
AT KEOKUK, IA.



FULL SIZE PLANS HAVE BEEN PREPARED USING STANDARD ENGINEERING SCALES, REDUCED SIZED PLANS WILL NOT CONFORM TO STANDARD SCALES. IN MAKING MEASUREMENTS ON REDUCED PLANS, THE ABOVE SCALES MAY BE USED.

J.U.L.I.E.
JOINT UTILITY LOCATION INFORMATION FOR EXCAVATORS
1-800-892-0123
OR 811

BRIDGE MAINTENANCE ENGINEER: BRANDON DUDLEY - (217) 785-9290

GROSS LENGTH = 3340 FT. = 0.63 MILE
NET LENGTH = 3340 FT. = 0.63 MILE

CONTRACT NO. 72N34

STATE OF ILLINOIS
DEPARTMENT OF TRANSPORTATION

SUBMITTED January 31 2022

[Signature] REGIONAL ENGINEER

March 25 2022
[Signature] ENGINEER OF DESIGN AND ENVIRONMENT

March 23 2022
[Signature] DIRECTOR OF HIGHWAYS PROJECT IMPLEMENTATION

PRINTED BY THE AUTHORITY
OF THE STATE OF ILLINOIS


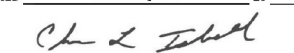
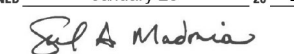
INDEX OF SHEETS

- 1 COVER SHEET
- 2 INDEX, STANDARDS, SIGNATURES, & GENERAL NOTES
- 3 SUMMARY OF QUANTITIES
- 4-6 SN 034-0062 BRIDGE PLANS

STANDARDS

- 000001-08
- 001001-02
- 001006
- 701101-05
- 701106-02
- 701601-09
- 701901-08

GENERAL NOTES:

STATE OF ILLINOIS DEPARTMENT OF TRANSPORTATION DIVISION OF HIGHWAYS DISTRICT 6	
EXAMINED	January 31, 2022
 ENGINEER OF OPERATIONS	
EXAMINED	January 31, 2022
 ENGINEER OF PROJECT IMPLEMENTATION	
EXAMINED	January 28, 2022
 ENGINEER OF PROGRAM DEVELOPMENT	

MODEL: D:\p\h\...
 FILE NAME: S:\Bridges\BridgesPlans_CAD\72N34 - Keokuk Handrail_revisions\sheet.dgn

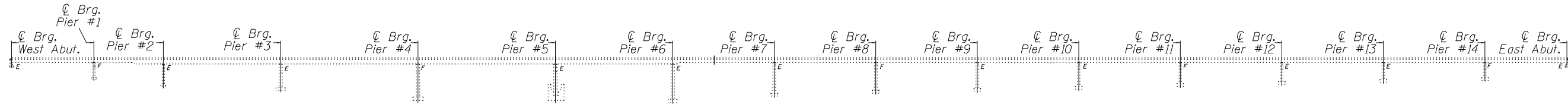
USER NAME = dudleybm	DESIGNED -	REVISED -
	DRAWN -	REVISED -
PLOT SCALE = 100,0000 ' / in.	CHECKED -	REVISED -
PLOT DATE = 1/31/2022	DATE -	REVISED -

**STATE OF ILLINOIS
DEPARTMENT OF TRANSPORTATION**

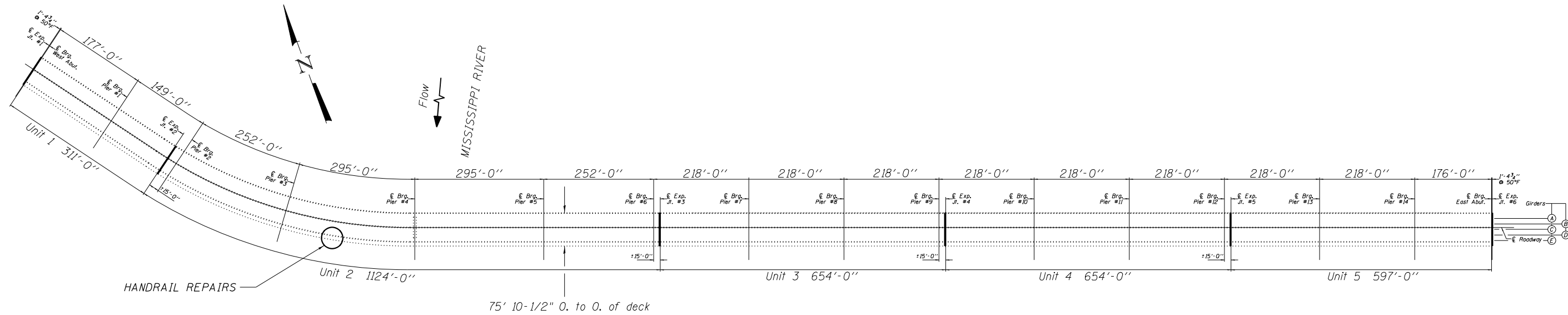
**INDEX OF SHEETS, GENERAL NOTES,
HIGHWAY STANDARDS, & SIGNATURES**

SCALE: SHEET OF SHEETS STA. TO STA.

F.A.P. RTE.	SECTION	COUNTY	TOTAL SHEETS	SHEET NO.
315	(22B)BRR	HANCOCK	6	2
CONTRACT NO. 72N34				
ILLINOIS FED. AID PROJECT				



ELEVATION



PLAN

STRUCTURE GENERAL NOTES:

PLAN DIMENSIONS AND DETAILS RELATIVE TO EXISTING PLANS ARE SUBJECT TO NOMINAL CONSTRUCTION VARIATIONS. THE CONTRACTOR SHALL FIELD VERIFY EXISTING DIMENSIONS AND DETAILS AFFECTING NEW CONSTRUCTION AND MAKE NECESSARY APPROVED ADJUSTMENTS PRIOR TO CONSTRUCTION OR ORDERING OF MATERIALS. SUCH VARIATIONS SHALL NOT BE CAUSE FOR ADDITIONAL COMPENSATION FOR A CHANGE IN THE SCOPE OF WORK, HOWEVER, THE CONTRACTOR WILL BE PAID FOR THE QUANTITY ACTUALLY FURNISHED AT THE UNIT PRICE BID FOR THE WORK.

MATERIAL FOR ALUMINUM SHIMS SHALL BE ASTM B-209, ALLOY 1100.

MATERIAL FOR ALL-THREAD ANCHORS, HEX NUTS, AND WASHERS SHALL CONFORM TO ARTICLE 1006.31 OF THE STANDARD SPECIFICATIONS.

ALUMINUM PLATES SHALL CONFORM TO ASTM B209 AND ALUMINUM EXTRUSIONS SHALL CONFORM TO ASTM B221.

WELDING TO BE BY A CERTIFIED WELDER AND IN ACCORDANCE WITH AWS D1.2 STRUCTURAL WELDING CODE - ALUMINUM.

TWO SHIM PLATES ARE TO BE FURNISHED FOR EACH POST, TO BE USED AS REQUIRED.

END OF RAIL SECTIONS TO BE SAWED OR MILLED. CUT ENDS TO BE TRUE, SMOOTH, AND FREE FROM BURRS OR RAGGED EDGES.

HANDRAIL DIMENSIONS ARE MEASURED ALONG CENTERLINE OF HANDRAIL.

TOTAL BILL OF MATERIAL (SN 034-0062)

ITEM	UNIT	QUANTITY
Handrail Repairs	L Sum	1

MODEL: D:\p\h\... FILE NAME: S:\Addresses\Bridges\plan\..._CAD\72N34 - Keokuk Handrail repairs\plan\sheet.dgn

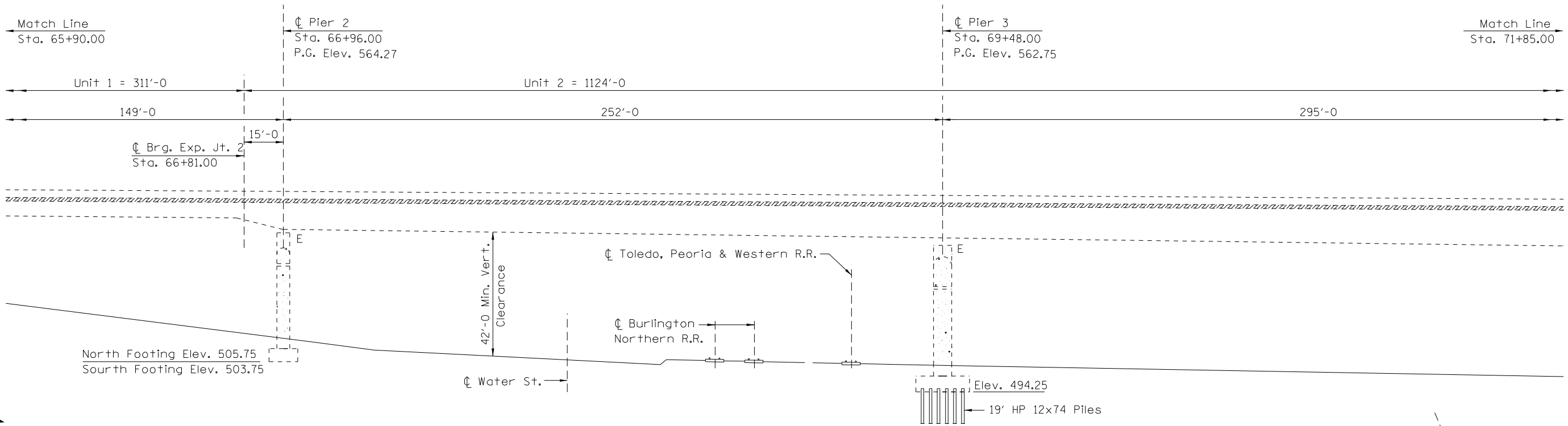
USER NAME = dudleybm	DESIGNED - BRANDON DUDLEY	REVISED -
	DRAWN - BRANDON DUDLEY	REVISED -
PLOT SCALE = 100,0000' / in.	CHECKED -	REVISED -
PLOT DATE = 1/31/2022	DATE - 1/10/2022	REVISED -

**STATE OF ILLINOIS
DEPARTMENT OF TRANSPORTATION**

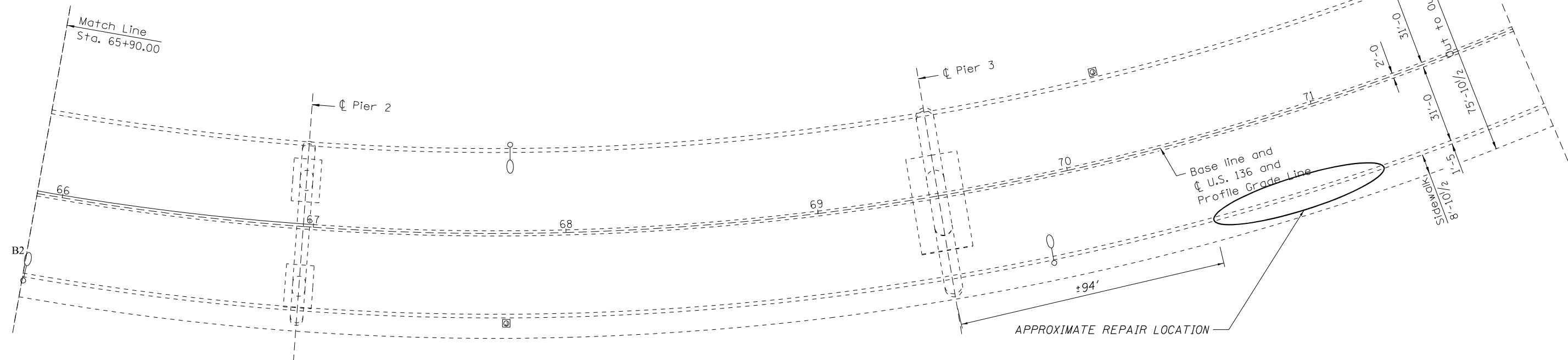
**BRIDGE PLAN & ELEVATION
SN 034-0062**

SCALE: SHEET 1 OF 3 SHEETS STA. TO STA.

F.A.P. RTE.	SECTION	COUNTY	TOTAL SHEETS	SHEET NO.
315	(22B)BRR	HANCOCK	6	4
CONTRACT NO. 72N34			ILLINOIS FED. AID PROJECT	



ELEVATION



PLAN

MODEL Path: \\s:\projects\Bridges\Bridges\CAD\72N34 - Keokuk Handrail Repair\Drawingsheet.dgn
 FILE NAME: S:\projects\Bridges\Bridges\CAD\72N34 - Keokuk Handrail Repair\Drawingsheet.dgn

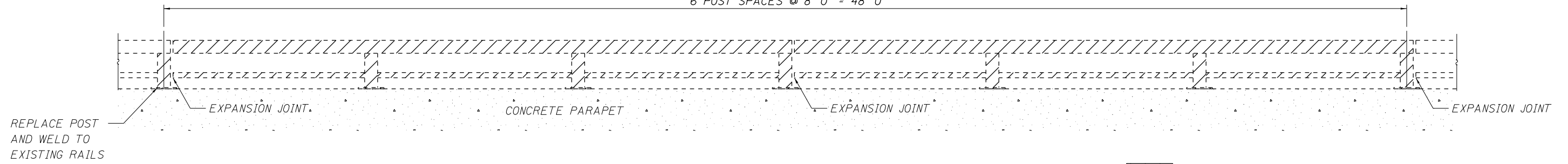
USER NAME = dudleybm	DESIGNED -	REVISED -
DRAWN -	REVISED -	
PLOT SCALE = 100,0000' / in.	CHECKED -	REVISED -
PLOT DATE = 1/31/2022	DATE -	REVISED -

**STATE OF ILLINOIS
DEPARTMENT OF TRANSPORTATION**

HANDRAIL REPAIR LOCATION SN 034-0062			
SCALE:	SHEET 2	OF 3	SHEETS
	STA.		TO STA.

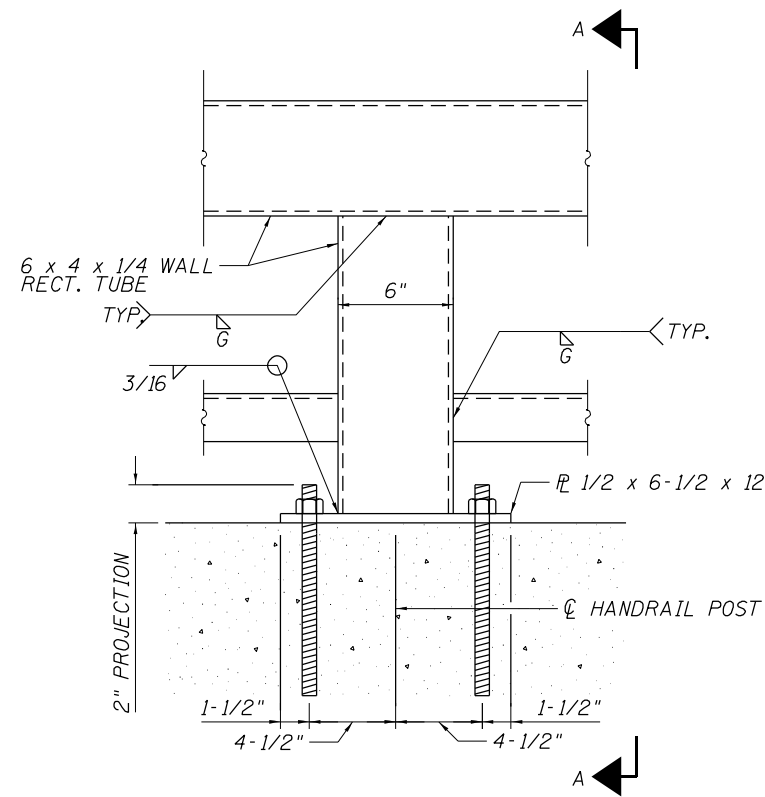
F.A.P. RTE.	SECTION	COUNTY	TOTAL SHEETS	SHEET NO.
315	(22B)BR	HANCOCK	6	5
CONTRACT NO. 72N34			ILLINOIS FED. AID PROJECT	

6 POST SPACES @ 8' 0" = 48' 0"

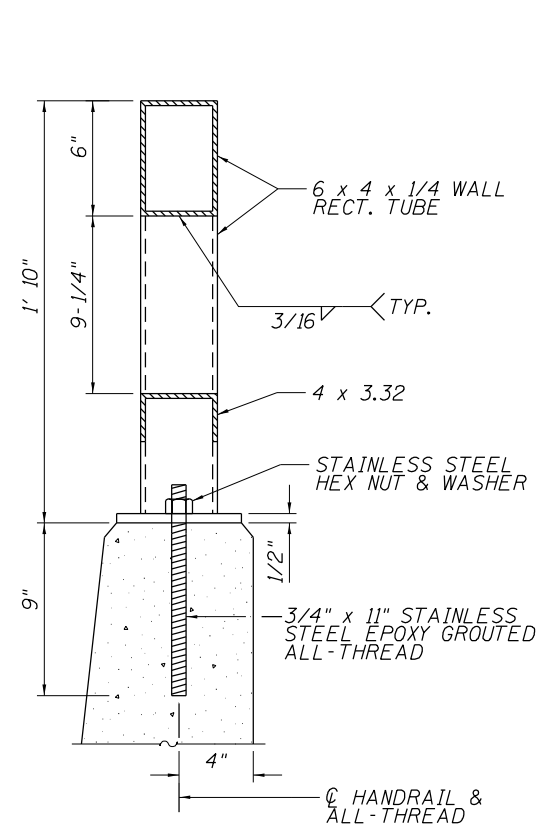


RAIL REPLACEMENT ELEVATION - LOOKING SOUTH

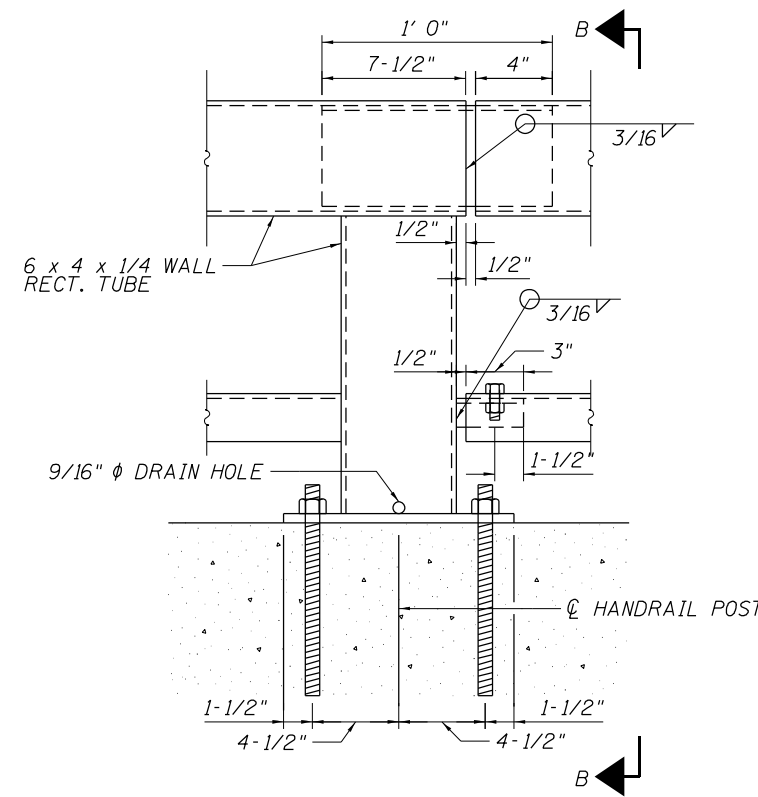
RAILS OR POSTS TO BE REMOVED AND REPLACED



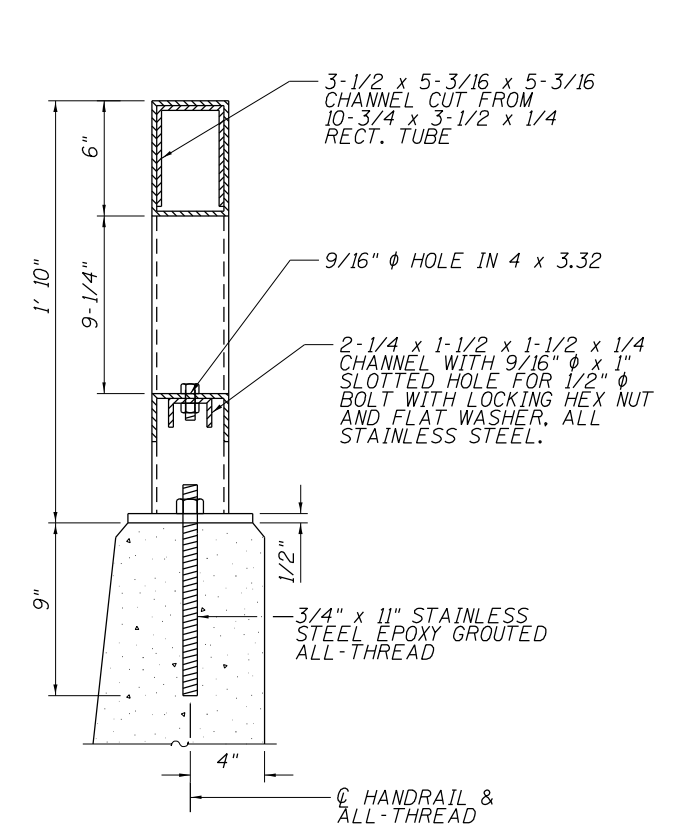
HANDRAIL POST DETAIL



SECTION A-A



HANDRAIL JOINT DETAIL



SECTION B-B

MODEL: Default
FILE NAME: S:\Bids\Bridges\Bridges\CAD\72N34 - Keokuk Handrail repair\sheet.dgn

USER NAME = dudleybm	DESIGNED -	REVISED -
PLOT SCALE = 100,0000' / in.	DRAWN -	REVISED -
PLOT DATE = 1/31/2022	CHECKED -	REVISED -
	DATE -	REVISED -

**STATE OF ILLINOIS
DEPARTMENT OF TRANSPORTATION**

**HANDRAIL REPAIR DETAILS
SN 034-0062**

SCALE: SHEET 3 OF 3 SHEETS STA. TO STA.

F.A.P. RTE.	SECTION	COUNTY	TOTAL SHEETS	SHEET NO.
315	(22B)BRR	HANCOCK	6	6
CONTRACT NO. 72N34				
ILLINOIS FED. AID PROJECT				