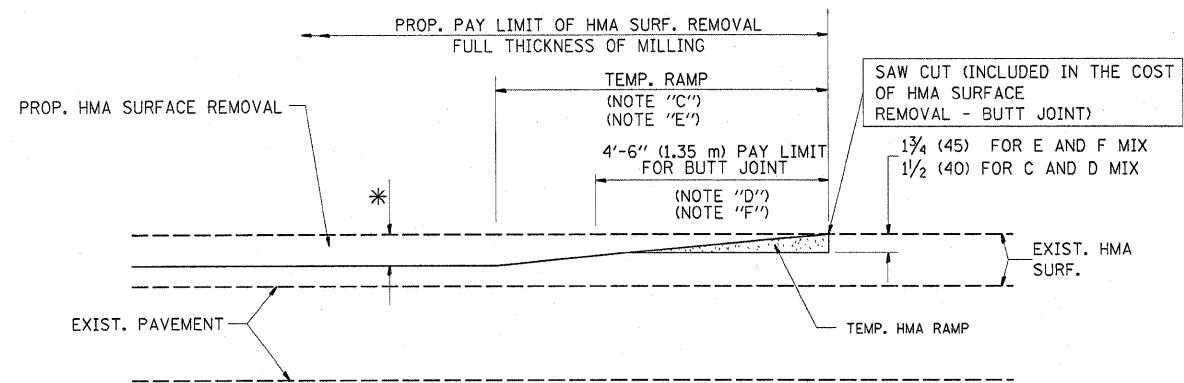


MILLED TEMPORARY RAMP  
(FOR BUTT JOINT AND HMA TAPER SEE DETAIL BELOW)

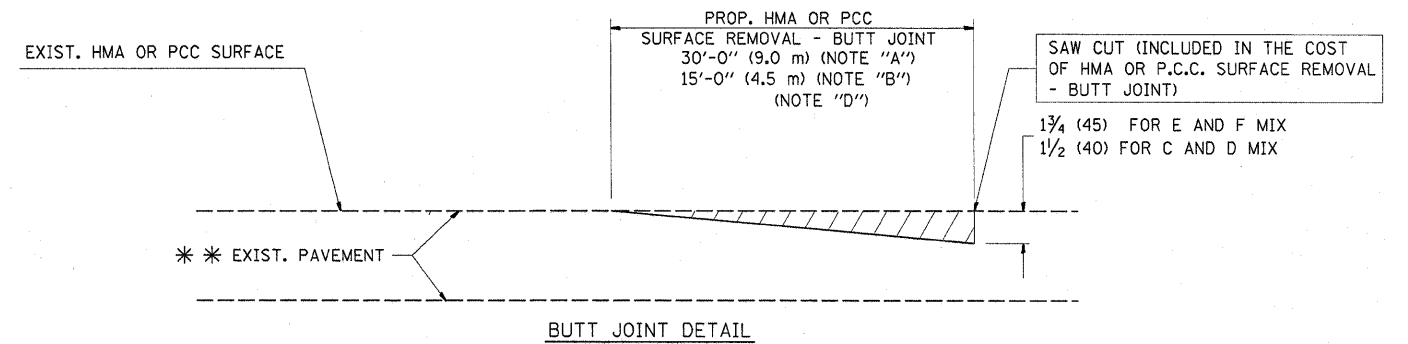
**OPTION 1**



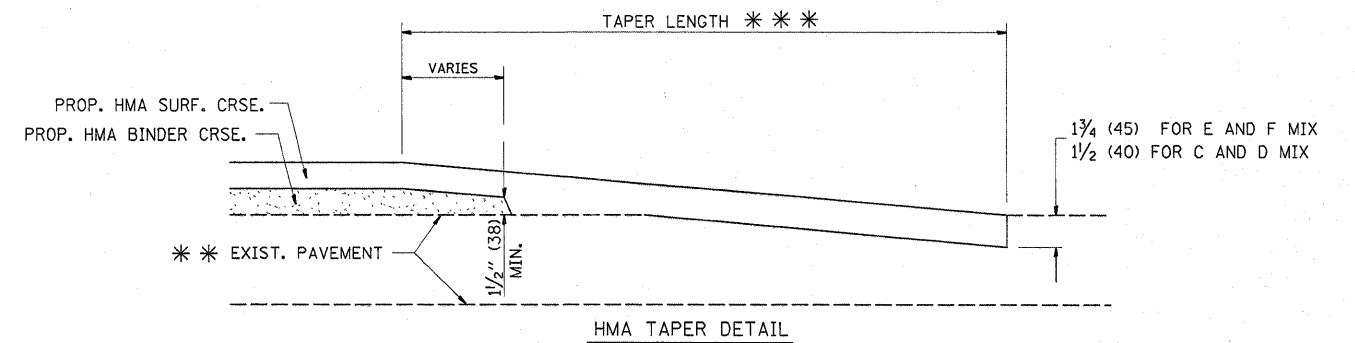
HMA CONSTRUCTED TEMPORARY RAMP  
(FOR BUTT JOINT AND HMA TAPER SEE DETAIL BELOW)

**OPTION 2**

**TYPICAL TEMPORARY RAMP**



BUTT JOINT DETAIL



HMA TAPER DETAIL

**TYPICAL BUTT JOINT AND HMA TAPER FOR RESURFACING ONLY**

\*\*\* PC CONCRETE, HMA OR HMA RESURFACED PAVEMENT.

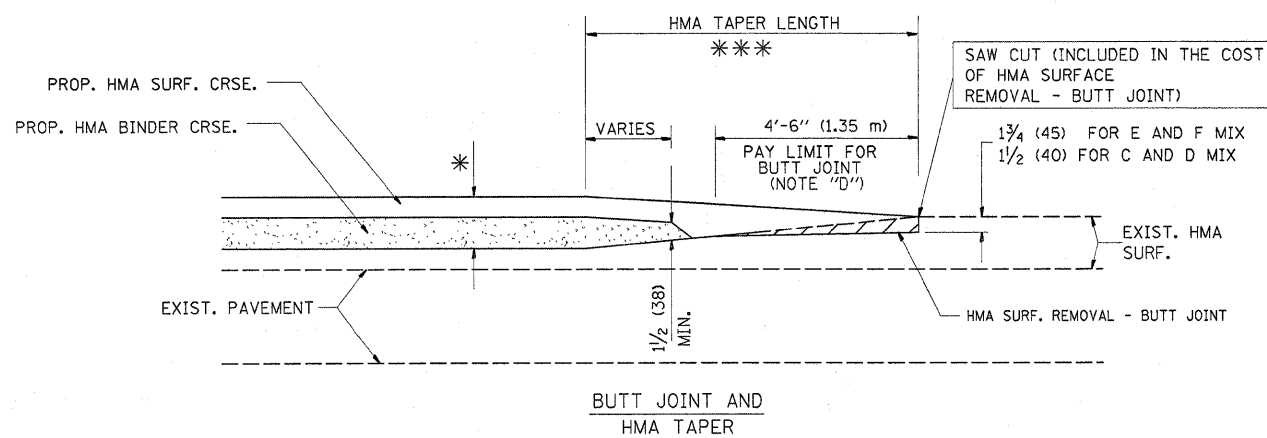
**NOTES**

- A: MAINLINE ROADWAYS AND MAJOR SIDE ROADS.
  - B: MINOR SIDE ROADS.
  - C: THE TEMP. RAMP SHALL BE CONSTRUCTED IMMEDIATELY UPON REMOVAL OF THE EXISTING HMA SURFACE.
  - D: THE BUTT JOINT SHALL BE CONSTRUCTED IMMEDIATELY PRIOR TO PLACING THE PROPOSED HMA COURSES.
  - E: TAPER THE TEMP. RAMP AT A RATE OF 3'-0" (900 mm) PER 1 INCH (25 mm) OF MILLING THICKNESS.
  - F: INSTALLATION AND REMOVAL OF THE 4'-6" (1.35 m) TEMP. RAMP IS INCLUDED IN COST OF HMA SURFACE REMOVAL - BUTT JOINT
  - G: SEE ARTICLE 406.08 AND 406.14 OF THE STANDARD SPECIFICATIONS FOR "HMA AND/OR PCC SURFACE REMOVAL, BUTT JOINT".
- \* SEE TYPICAL SECTIONS FOR MILLING THICKNESS.
- \*\*\* 20'-0" (6.1 m) PER 1 (25) RESURFACING (NOTE "A")  
10'-0" (3.0 m) PER 1 (25) RESURFACING (NOTE "B")

**BASIS OF PAYMENT:**

THE BUTT JOINT WILL BE PAID FOR AT THE CONTRACT UNIT PRICE PER SQUARE YARD (SQUARE METER) FOR "HOT-MIX ASPHALT SURFACE REMOVAL - BUTT JOINT" OR FOR "PORTLAND CEMENT CONCRETE SURFACE REMOVAL - BUTT JOINT".

ALL DIMENSIONS ARE IN INCHES (MILLIMETERS) UNLESS OTHERWISE SHOWN.



BUTT JOINT AND HMA TAPER

**TYPICAL BUTT JOINT AND HMA TAPER FOR MILLING AND RESURFACING**

|                                       |                     |                             |                             |
|---------------------------------------|---------------------|-----------------------------|-----------------------------|
| FILE NAME =                           | USER NAME = aqeelff | DESIGNED - M. DE YONG       | REVISED - R. SHAH 10-25-94  |
| c:\pwork\pwi001\AQUEELFF\d0169846\d19 | Std.dgn             | DRAWN -                     | REVISED - A. ABBAS 03-21-97 |
| PLOT SCALE = 50.0000 / / IN.          | CHECKED -           | REVISED - M. GOMEZ 04-06-01 |                             |
| PLOT DATE = 12/29/2009                | DATE - 06-13-90     | REVISED - R. BORO 01-01-07  |                             |

**STATE OF ILLINOIS  
DEPARTMENT OF TRANSPORTATION**

|   |                         |      |         |
|---|-------------------------|------|---------|
| <b>BUTT JOINT AND HMA TAPER DETAILS</b> |                         |      |         |
| SCALE: NONE                             | SHEET NO. 1 OF 1 SHEETS | STA. | TO STA. |

|   |         |        |                           |           |
|---|---------|--------|---------------------------|-----------|
| F.A.U. RTE.                                     | SECTION | COUNTY | TOTAL SHEETS              | SHEET NO. |
| 0381  | 90-RS-4 | WILL   | 15                        | 10        |
| <b>BD400-05 BD32</b>                            |         |        | <b>CONTRACT NO. 60169</b> |           |
| FED. ROAD DIST. NO. 1 ILLINOIS FED. AID PROJECT |         |        |                           |           |