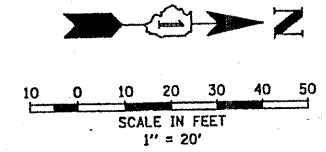
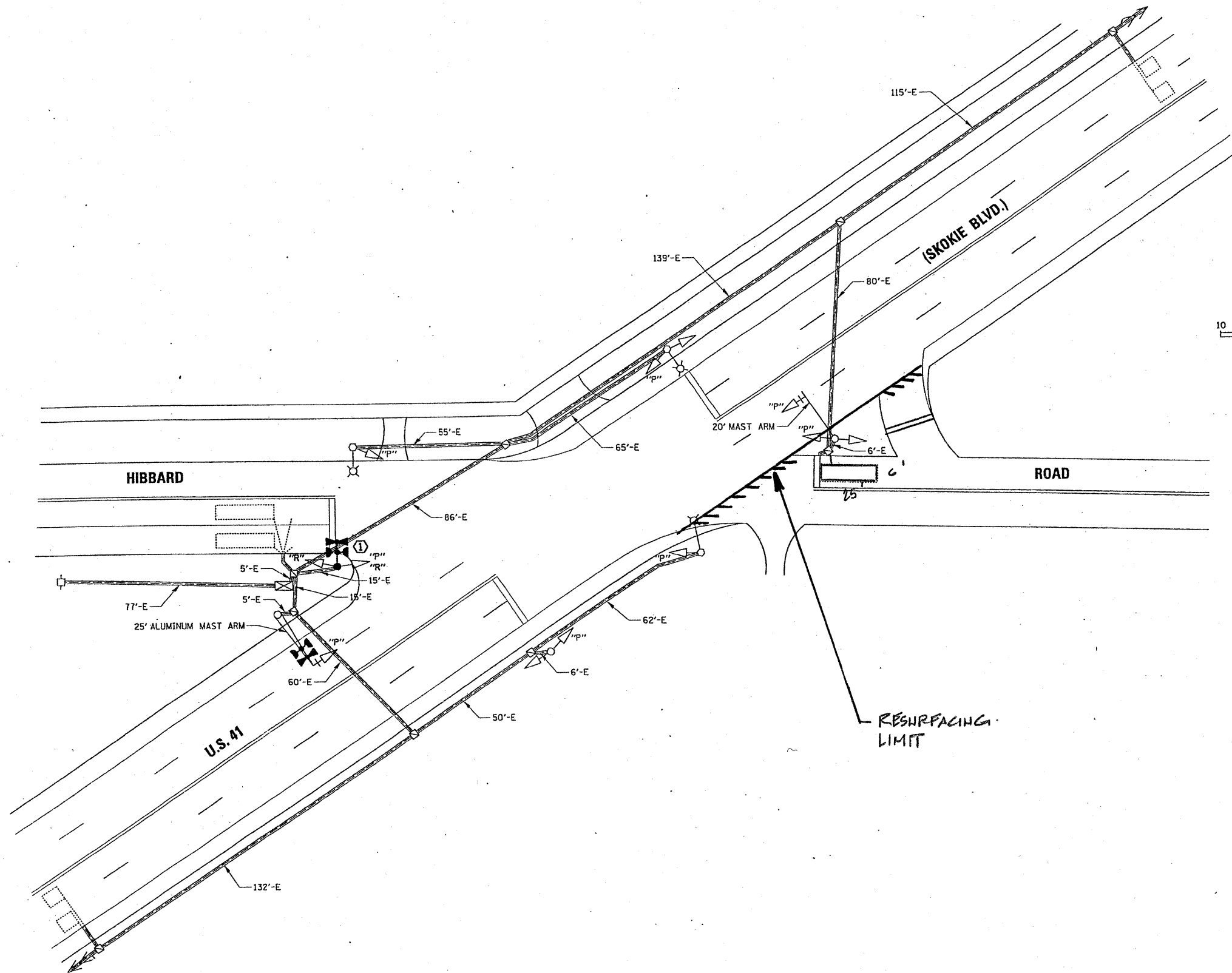
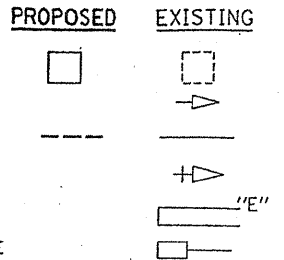


TRAFFIC SIGNAL LEGEND

- DETECTOR LOOP
- SIGNAL HEAD
- G.S. CONDUIT IN TRENCH OR PUSHED
- SIGNAL HEAD WITH BACKPLATE
- RACEWAY FOR MAGNETIC DETECTOR, TYPE I OR II
- VEHICLE DETECTOR, NON-COMPENSATED MAGNETIC TYPE



THIS PLAN IS FOR THE SOLE PURPOSE OF DETECTOR LOOP REPLACEMENTS ONLY

REPLACE ALL DETECTOR LOOPS AS SHOWN (WITHIN THE RESURFACING LIMITS)

CODE	QUANTITY	UNIT	ITEM
86600600	65	FOOT	DETECTOR LOOP, REPLACEMENT

FILE NAME =	USER NAME = kenthaphixaybc	DESIGNED - BCK	REVISED -
c:\pwork\pwork\DOT\KANTHAPHIXAYBC\01126	4\tr of fio.legend.v7.dgn	DRAWN - BCK	REVISED -
	PLOT SCALE = 3/4" = 1' IN.	CHECKED - DAD	REVISED -
	PLOT DATE = 4/3/2009	DATE	REVISED -

STATE OF ILLINOIS
DEPARTMENT OF TRANSPORTATION

DISTRICT ONE - DETECTOR LOOP REPLACEMENT
HIBBARD ROAD @ U.S. ROUTE 41

SCALE: NONE	SHEET NO. OF SHEETS	STA. TO STA.	F.A.V. RTE. 2807	SECTION 1617 RS-1	COUNTY COOK	TOTAL SHEETS 18	SHEET NO. 7
			FED. ROAD DIST. NO.		ILLINOIS FED. AID PROJECT 62549		