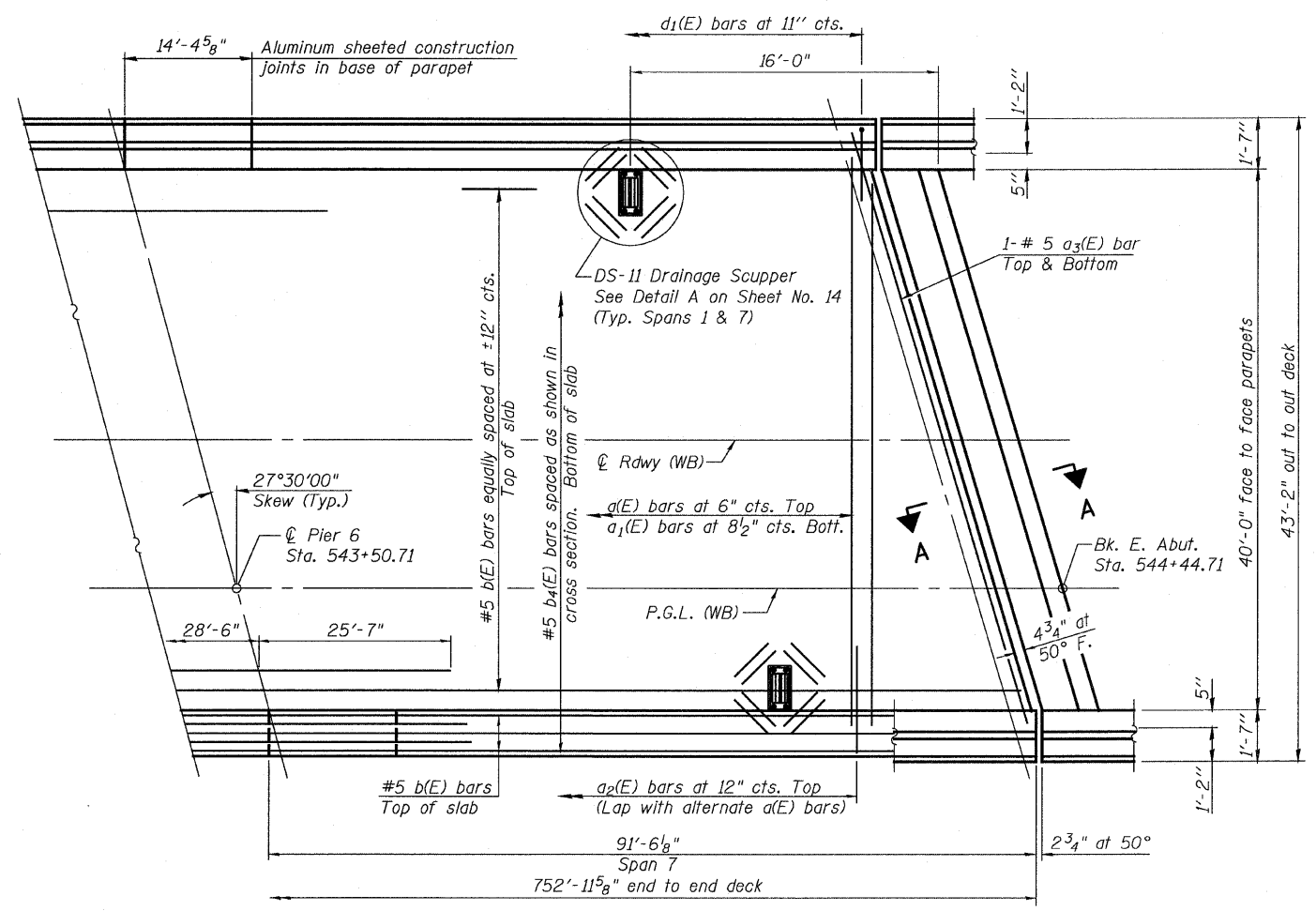
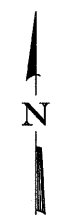


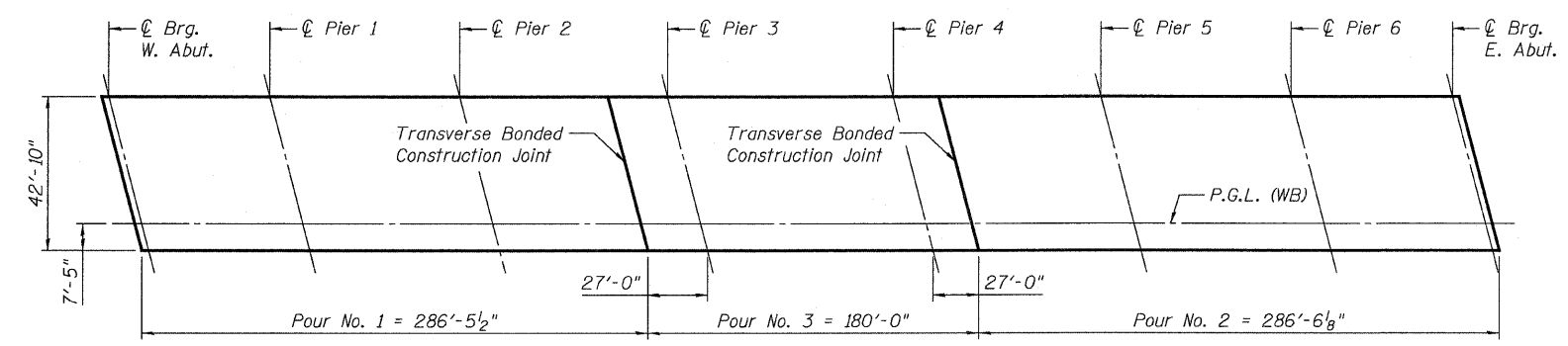
STATE OF ILLINOIS
DEPARTMENT OF TRANSPORTATION

ROUTE NO.	SECTION	COUNTY	TOTAL SHEETS	SHEET NO.
FAP 301	177-2	STEPHENSON	386	153
FED. ROAD DIST. NO. 7		ILLINOIS	FED. AID PROJECT-	

SHEET NO. 13
47 SHEETS
Contract No. 64799



PLAN
(Span 7)



DECK POUR SEQUENCE PLAN

Notes:

1. See Sheet Nos. 14 & 15 for superstructure details and Bill of Material.
2. See Sheet No. 15 for parapet reinforcement.
3. See Sheet No. 14 for Detail A & Section A-A.
4. Bars indicated thus 20 x 3-#5 etc. indicates 20 lines of bars with 3 lengths per line.
5. Cut longitudinal reinforcement to clear Drainage Scuppers & Floor Drains.
6. Work this sheet with Sheet Nos. 11, 12, 14, & 15.

MINIMUM BAR LAP
(Deck)
#5 bar = 2'-2"
#6 bar = 2'-7"

DESIGNED	S.CHELBIAN
CHECKED	J.BRISBOIS
DRAWN	S.CHELBIAN
CHECKED	J.GRAINAWI



SUPERSTRUCTURE III
F.A.P. ROUTE 301 SECTION 177-2B-1
STEPHENSON COUNTY
STATION 540+65.71
STRUCTURE NO. 089-0082

T:\16814A\Struct\Cadd\Prefinal\US20 Bridge 089-0082 (Pecatonica River Bridge)\000000-64799-000-013.dgn 25-JAN-2010 13:47