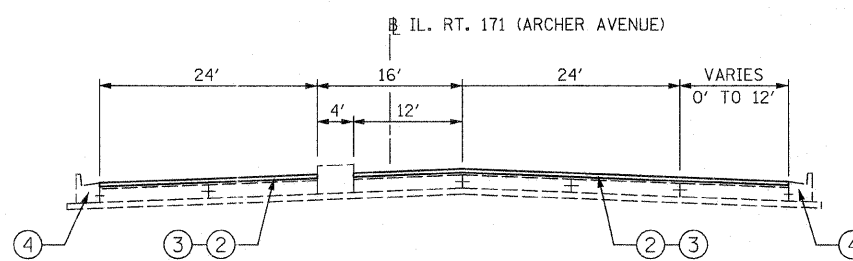
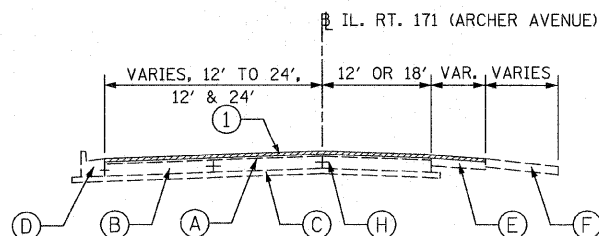


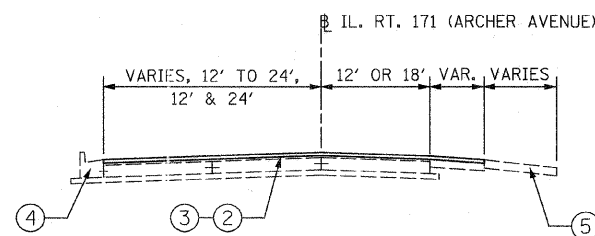
EXISTING TYPICAL SECTION
STA. 272+55 TO STA. 279+05



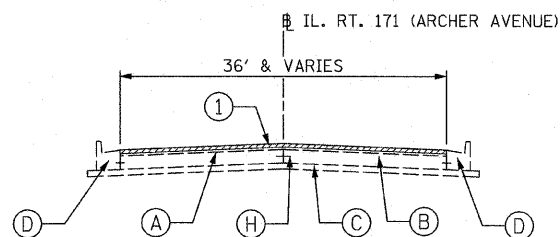
PROPOSED TYPICAL SECTION
STA. 272+55 TO STA. 279+05



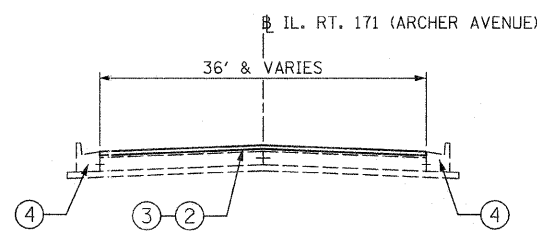
EXISTING TYPICAL SECTION
STA. 124+50 TO STA. 127+10
STA. 181+50 TO STA. 183+00
STA. 254+00 TO STA. 261+32
STA. 261+32 TO STA. 272+55 - PAVING OMISSION



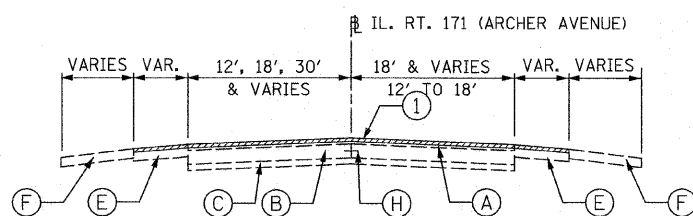
PROPOSED TYPICAL SECTION
STA. 124+50 TO STA. 127+10
STA. 181+50 TO STA. 183+00
STA. 254+00 TO STA. 261+32
STA. 261+32 TO STA. 272+55 - PAVING OMISSION



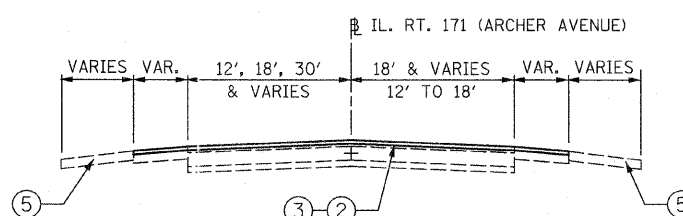
EXISTING TYPICAL SECTION
STA. 152+15 TO STA. 156+10
STA. 156+10 TO STA. 161+18 - PAVING OMISSION



PROPOSED TYPICAL SECTION
STA. 152+15 TO STA. 156+10
STA. 156+10 TO STA. 161+18 - PAVING OMISSION



EXISTING TYPICAL SECTION
STA. 29+10 TO STA. 35+55
STA. 116+00 TO STA. 123+10
STA. 196+80 TO STA. 202+50



PROPOSED TYPICAL SECTION
STA. 29+10 TO STA. 35+55
STA. 116+00 TO STA. 123+10
STA. 196+80 TO STA. 202+50

EXISTING CONDITIONS

- (A) HOT-MIX ASPHALT SURFACE AND BINDER COURSE, 3" & VARIES
- (B) P.C.CONCRETE BASE COURSE / HMA PAVEMENT, 9"
- (C) AGGREGATE SUBGRADE
- (D) COMBINATION CONCRETE CURB & GUTTER, TYPE B-6.24
- (E) HMA SHOULDER
- (F) AGGREGATE SHOULDER
- (G) CONCRETE MEDIAN, TYPE SB-6
- (H) TIE BARS

PROPOSED IMPROVEMENTS

- (1) HOT-MIX ASPHALT SURFACE REMOVAL, 2 1/4"
- (2) HOT-MIX ASPHALT SURFACE COURSE, MIX "D", N70, 1 1/2"
- (3) POLYMERIZED LEVELING BINDER (MACHINE METHOD), IL-4.75, N50, 3/4"
- (4) COMB. CONCRETE CURB AND GUTTER REMOVAL AND REPLACEMENT (LOCATIONS AS DETERMINED BY THE ENGINEER)
- (5) AGGREGATE SHOULDERS, TY. B (SEE NOTE 2)

NOTES:

1. THE CONTRACTOR SHALL PATCH FIRST BEFORE MILLING.
2. THE PAY ITEM "AGGREGATE SHOULDERS, TYPE B" SHALL BE USED AT LOCATIONS WHERE THERE IS VERTICAL ELEVATION DIFFERENCE BETWEEN EDGE OF PAVEMENT AND TOP OF EXISTING SHOULDER. THE WIDTH AND LOCATION OF THE SHOULDER RESTORATION SHALL BE AS DETERMINED IN THE FIELD BY THE ENGINEER. ESTIMATED QUANTITIES HAVE BEEN INCLUDED IN THE PLANS.

FILE NAME = D160H43-sh-typical.dgn
PLOT DATE = 4/22/2009

CHRISTIAN-ROGE & ASSOCIATES, INC.
ENGINEERS-PLANNERS-SURVEYORS
211 WEST WACKER DRIVE
CHICAGO, ILLINOIS 60606
PHONE: (312)372-2023 FAX: (312)372-5274

DESIGNED - G.F.L.	REVISED -
DRAWN - B.K.	REVISED -
CHECKED - M.P.	REVISED -
DATE - APRIL 2009	REVISED -

STATE OF ILLINOIS
DEPARTMENT OF TRANSPORTATION

TYPICAL SECTIONS
IL. RTE. 171 (WILL COUNTY LINE TO IL. RTE. 83)

SCALE: NONE SHEET NO. 2 OF 2 SHEETS STA. TO STA.

F.A.P. RTE. 577	SECTION 3114 RS-1	COUNTY COOK	TOTAL SHEETS 26	SHEET NO. 5
CONTRACT NO. 60H43				
FED. ROAD DIST. NO. 1 ILLINOIS FED. AID PROJECT				