

If you plan to submit a bid directly to the Department of Transportation

PREQUALIFICATION

Any contractor who desires to become pre-qualified to bid on work advertised by IDOT must submit the properly completed pre-qualification forms to the Bureau of Construction no later than 4:30 p.m. prevailing time twenty-one days prior to the letting of interest. This pre-qualification requirement applies to first time contractors, contractors renewing expired ratings, contractors maintaining continuous pre-qualification or contractors requesting revised ratings. To be eligible to bid, existing pre-qualification ratings must be effective through the date of letting.

REQUESTS FOR AUTHORIZATION TO BID

Contractors wanting to bid on items included in a particular letting must submit the properly completed "Request for Authorization to Bid/or Not For Bid Status" (BDE 124INT) and the ORIGINAL "Affidavit of Availability" (BC 57) to the proper office no later than 4:30 p.m. prevailing time, three (3) days prior to the letting date.

WHO CAN BID ?

Bids will be accepted from only those companies that request and receive written **Authorization to Bid** from IDOT's Central Bureau of Construction.

WHAT CONSTITUTES WRITTEN AUTHORIZATION TO BID?: When a prospective prime bidder submits a "Request for Authorization to Bid/or Not For Bid Status"(BDE 124INT) he/she must indicate at that time which items are being requested For Bidding purposes. Only those items requested For Bidding will be analyzed. After the request has been analyzed, the bidder will be issued a **Proposal Denial and/or Authorization Form**, approved by the Central Bureau of Construction, that indicates which items have been approved For Bidding. If **Authorization to Bid** cannot be approved, the **Proposal Denial and/or Authorization Form** will indicate the reason for denial.

ABOUT AUTHORIZATION TO BID: Firms that have not received an authorization form within a reasonable time of complete and correct original document submittal should contact the department as to status. This is critical in the week before the letting. These documents must be received three days before the letting date. Firms unsure as to authorization status should call the Prequalification Section of the Bureau of Construction at the number listed at the end of these instructions.

ADDENDA AND REVISIONS: It is the contractor's responsibility to determine which, if any, addenda or revisions pertain to any project they may be bidding. Failure to incorporate all relevant addenda or revisions may cause the bid to be declared unacceptable.

Each addendum will be placed with the contract number. Addenda and revisions will also be placed on the Addendum/Revision Checklist and each subscription service subscriber will be notified by e-mail of each addendum and revision issued.

The Internet is the Department's primary way of doing business. The subscription server e-mails are an added courtesy the Department provides. It is suggested that bidders check IDOT's website at <http://www.dot.il.gov/desenv/delett.html> before submitting final bid information.

IDOT IS NOT RESPONSIBLE FOR ANY E-MAIL FAILURES.

Addenda Questions may be directed to the Contracts Office at (217)782-7806 or D&Econtracts@dot.il.gov

Technical Questions about downloading these files may be directed to Tim Garman (217)524-1642 or Timothy.Garman@illinois.gov.

WHAT MUST BE INCLUDED WHEN BIDS ARE SUBMITTED?: Bidders need not return the entire proposal when bids are submitted. That portion of the proposal that must be returned includes the following:

1. All documents from the Proposal Cover Sheet through the Proposal Bid Bond
2. Other special documentation and/or information that may be required by the contract special provisions

All proposal documents, including Proposal Guaranty Checks or Proposal Bid Bonds, should be stapled together to prevent loss when bids are processed by IDOT personnel.

ABOUT SUBMITTING BIDS: It is recommended that bidders deliver bids in person to insure they arrive at the proper location prior to the time specified for the receipt of bids. Any bid received at the place of letting after the time specified will not be accepted.

WHO SHOULD BE CALLED IF ASSISTANCE IS NEEDED?

Questions Regarding	Call
Prequalification and/or Authorization to Bid	217/782-3413
Preparation and submittal of bids	217/782-7806
Mailing of plans and proposals	217/782-7806

ADDENDUMS AND REVISIONS TO THE PROPOSAL FORMS

Planholders should verify that they have received and incorporated any addendum and/or revision prior to submitting their bid. Failure by the bidder to include an addendum or revision could result in a bid being rejected as irregular.

83

RETURN WITH BID

Proposal Submitted By
Name
Address
City

Letting May 15, 2009

BIDDERS NEED NOT RETURN THE ENTIRE PROPOSAL
(See instructions inside front cover)

NOTICE TO PROSPECTIVE BIDDERS

This proposal can be used for bidding purposes by only those companies that request and receive written AUTHORIZATION TO BID from IDOT's Central Bureau of Construction.
(SEE INSTRUCTIONS ON THE INSIDE OF COVER)

Notice To Bidders, Specifications, Proposal, Contract and Contract Bond



Illinois Department
of Transportation

Springfield, Illinois 62764

Contract No. 76B61
ST CLAIR County
Section 64-1 RS-3
District 8 Construction Funds
Route FAP 312

PLEASE MARK THE APPROPRIATE BOX BELOW:

- A Bid Bond is included.
- A Cashier's Check or a Certified Check is included.

Plans Included
Herein

Prepared by

S

Checked by

(Printed by authority of the State of Illinois)

INSTRUCTIONS

ABOUT IDOT PROPOSALS: All proposals issued by IDOT are potential bidding proposals. Each proposal contains all Certifications and Affidavits, a Proposal Signature Sheet and a Proposal Bid Bond required for Prime Contractors to submit a bid after written **Authorization to Bid** has been issued by IDOT's Central Bureau of Construction.

WHO CAN BID?: Bids will be accepted from only those companies that request and receive written **Authorization to Bid** from IDOT's Central Bureau of Construction. To request authorization, a potential bidder must complete and submit Part B of the Request for Authorization to Bid/or Not For Bid Status form (BDE 124 INT) and submit an original Affidavit of Availability (BC 57).

WHAT CONSTITUTES WRITTEN AUTHORIZATION TO BID?: When a prospective prime bidder submits a "Request for Proposal Forms and Plans" he/she must indicate at that time which items are being requested For Bidding purposes. Only those items requested For Bidding will be analyzed. After the request has been analyzed, the bidder will be issued a **Proposal Denial and/or Authorization Form**, approved by the Central Bureau of Construction, that indicates which items have been approved For Bidding. If **Authorization to Bid** cannot be approved, the **Proposal Denial and/or Authorization Form** will indicate the reason for denial. If a contractor has requested to bid but has not received a **Proposal Denial and/or Authorization Form**, they should contact the Central Bureau of Construction in advance of the letting date.

WHAT MUST BE INCLUDED WHEN BIDS ARE SUBMITTED?: Bidders need not return the entire proposal when bids are submitted. That portion of the proposal that must be returned includes the following:

1. All documents from the Proposal Cover Sheet through the Proposal Bid Bond
2. Other special documentation and/or information that may be required by the contract special provisions

All proposal documents, including Proposal Guaranty Checks or Proposal Bid Bonds, should be stapled together to prevent loss when bids are processed by IDOT personnel.

ABOUT SUBMITTING BIDS: It is recommended that bidders deliver bids in person to insure they arrive at the proper location prior to the time specified for the receipt of bids. Any bid received at the place of letting after the time specified will not be accepted.

WHO SHOULD BE CALLED IF ASSISTANCE IS NEEDED?

Questions Regarding	Call
Prequalification and/or Authorization to Bid	217/782-3413
Preparation and submittal of bids	217/782-7806
Mailing of CD-ROMS	217/782-7806

RETURN WITH BID



PROPOSAL

TO THE DEPARTMENT OF TRANSPORTATION

1. Proposal of _____

Taxpayer Identification Number (Mandatory) _____ a

for the improvement identified and advertised for bids in the Invitation for Bids as:

**Contract No. 76B61
ST CLAIR County
Section 64-1 RS-3
Route FAP 312
District 8 Construction Funds**

3.85 miles of milling, HMA surface and striping on IL 3 from I-70 westbound ramps to Stolle Road in St. Clair County.

2. The undersigned bidder will furnish all labor, material and equipment to complete the above described project in a good and workmanlike manner as provided in the contract documents provided by the Department of Transportation. This proposal will become part of the contract and the terms and conditions contained in the contract documents shall govern performance and payments.

RETURN WITH BID

3. **ASSURANCE OF EXAMINATION AND INSPECTION/WAIVER.** The undersigned further declares that he/she has carefully examined the proposal, plans, specifications, form of contract and contract bond, and special provisions, and that he/she has inspected in detail the site of the proposed work, and that he/she has familiarized themselves with all of the local conditions affecting the contract and the detailed requirements of construction, and understands that in making this proposal he/she waives all right to plead any misunderstanding regarding the same.
4. **EXECUTION OF CONTRACT AND CONTRACT BOND.** The undersigned further agrees to execute a contract for this work and present the same to the department within fifteen (15) days after the contract has been mailed to him/her. The undersigned further agrees that he/she and his/her surety will execute and present within fifteen (15) days after the contract has been mailed to him/her contract bond satisfactory to and in the form prescribed by the Department of Transportation, in the penal sum of the full amount of the contract, guaranteeing the faithful performance of the work in accordance with the terms of the contract.
5. **PROPOSAL GUARANTY.** Accompanying this proposal is either a bid bond on the department form, executed by a corporate surety company satisfactory to the department, or a proposal guaranty check consisting of a bank cashier's check or a properly certified check for not less than 5 per cent of the amount bid or for the amount specified in the following schedule:

<u>Amount of Bid</u>		<u>Proposal Guaranty</u>	<u>Amount of Bid</u>		<u>Proposal Guaranty</u>	
Up to	\$5,000	\$150	\$2,000,000	to	\$3,000,000	\$100,000
\$5,000	to \$10,000	\$300	\$3,000,000	to	\$5,000,000	\$150,000
\$10,000	to \$50,000	\$1,000	\$5,000,000	to	\$7,500,000	\$250,000
\$50,000	to \$100,000	\$3,000	\$7,500,000	to	\$10,000,000	\$400,000
\$100,000	to \$150,000	\$5,000	\$10,000,000	to	\$15,000,000	\$500,000
\$150,000	to \$250,000	\$7,500	\$15,000,000	to	\$20,000,000	\$600,000
\$250,000	to \$500,000	\$12,500	\$20,000,000	to	\$25,000,000	\$700,000
\$500,000	to \$1,000,000	\$25,000	\$25,000,000	to	\$30,000,000	\$800,000
\$1,000,000	to \$1,500,000	\$50,000	\$30,000,000	to	\$35,000,000	\$900,000
\$1,500,000	to \$2,000,000	\$75,000	over		\$35,000,000	\$1,000,000

Bank cashier's checks or properly certified checks accompanying proposals shall be made payable to the Treasurer, State of Illinois, when the state is awarding authority; the county treasurer, when a county is the awarding authority; or the city, village, or town treasurer, when a city, village, or town is the awarding authority.

If a combination bid is submitted, the proposal guaranties which accompany the individual proposals making up the combination will be considered as also covering the combination bid.

The amount of the proposal guaranty check is _____ \$(_____). If this proposal is accepted and the undersigned shall fail to execute a contract bond as required herein, it is hereby agreed that the amount of the proposal guaranty shall become the property of the State of Illinois, and shall be considered as payment of damages due to delay and other causes suffered by the State because of the failure to execute said contract and contract bond; otherwise, the bid bond shall become void or the proposal guaranty check shall be returned to the undersigned.

Attach Cashier's Check or Certified Check Here

In the event that one proposal guaranty check is intended to cover two or more proposals, the amount must be equal to the sum of the proposal guaranties which would be required for each individual proposal. If the guaranty check is placed in another proposal, state below where it may be found.

The proposal guaranty check will be found in the proposal for:

Item _____

Section No. _____

County _____

Mark the proposal cover sheet as to the type of proposal guaranty submitted.

RETURN WITH BID

6. **COMBINATION BIDS.** The undersigned further agrees that if awarded the contract for the sections contained in the following combination, he/she will perform the work in accordance with the requirements of each individual proposal comprising the combination bid specified in the schedule below, and that the combination bid shall be prorated against each section in proportion to the bid submitted for the same. If an error is found to exist in the gross sum bid for one or more of the individual sections included in a combination, the combination bid shall be corrected as provided in the specifications.

When a combination bid is submitted, the schedule below must be completed in each proposal comprising the combination.

If alternate bids are submitted for one or more of the sections comprising the combination, a combination bid must be submitted for each alternate.

Schedule of Combination Bids

Combination No.	Sections Included in Combination	Combination Bid	
		Dollars	Cents

7. **SCHEDULE OF PRICES.** The undersigned bidder submits herewith, in accordance with the rules and instructions, a schedule of prices for the items of work for which bids are sought. The unit prices bid are in U.S. dollars and cents, and all extensions and summations have been made. The bidder understands that the quantities appearing in the bid schedule are approximate and are provided for the purpose of obtaining a gross sum for the comparison of bids. If there is an error in the extension of the unit prices, the unit prices shall govern. Payment to the contractor awarded the contract will be made only for actual quantities of work performed and accepted or materials furnished according to the contract. The scheduled quantities of work to be done and materials to be furnished may be increased, decreased or omitted as provided elsewhere in the contract.
8. **CERTIFICATE OF AUTHORITY.** The undersigned bidder, if a business organized under the laws of another State, assures the Department that it will furnish a copy of its certificate of authority to do business in the State of Illinois with the return of the executed contract and bond. Failure to furnish the certificate within the time provided for execution of an awarded contract may be cause for cancellation of the award and forfeiture of the proposal guaranty to the State.

ILLINOIS DEPARTMENT OF TRANSPORTATION
 SCHEDULE OF PRICES
 CONTRACT
 NUMBER - 76B61

State Job # - C-98-027-08
 PPS NBR - 8-70069-0000
 County Name - ST CLAIR - -
 Code - 163 - -
 District - 8 - -
 Section Number - 64-1RS-3

Project Number

Route
 FAP 312

Item Number	Pay Item Description	Unit of Measure	Quantity	x	Unit Price	=	Total Price
X7800100	PT PVT MK- RAISED MED	SQ FT	470.000				
X7800200	PAINT PVT MARK CURB	FOOT	1,703.000				
Z0048665	RR PROT LIABILITY INS	L SUM	1.000				
40600200	BIT MATLS PR CT	TON	41.000				
40600300	AGG PR CT	TON	332.000				
40600645	LEV BIND MM N90	TON	5,787.000				
40600895	CONSTRUC TEST STRIP	EACH	1.000				
40600985	PCC SURF REM BUTT JT	SQ YD	786.000				
40600990	TEMPORARY RAMP	SQ YD	1,420.000				
40603570	P HMA SC "E" N90	TON	11,369.000				
44000155	HMA SURF REM 1 1/2	SQ YD	141,065.000				
44200192	PAVT PATCH T2 16	SQ YD	132.000				
44200196	PAVT PATCH T3 16	SQ YD	16.000				
44300200	STRIP REF CR CON TR	FOOT	38,760.000				
48102100	AGG WEDGE SHLD TYPE B	TON	773.000				

ILLINOIS DEPARTMENT OF TRANSPORTATION
 SCHEDULE OF PRICES
 CONTRACT
 NUMBER - 76B61

State Job # - C-98-027-08
 PPS NBR - 8-70069-0000
 County Name - ST CLAIR - -
 Code - 163 - -
 District - 8 - -
 Section Number - 64-1RS-3

Project Number

Route
 FAP 312

Item Number	Pay Item Description	Unit of Measure	Quantity	x	Unit Price	=	Total Price
48203100	HMA SHOULDERS	TON	1,712.000				
60260500	INLETS ADJ NEW T3F&G	EACH	2.000				
60300105	FR & GRATES ADJUST	EACH	2.000				
60300305	FR & LIDS ADJUST	EACH	31.000				
63100167	TR BAR TRM T1 SPL TAN	EACH	1.000				
63200310	GUARDRAIL REMOV	FOOT	50.000				
67000400	ENGR FIELD OFFICE A	CAL MO	6.000				
67100100	MOBILIZATION	L SUM	1.000				
70102630	TR CONT & PROT 701601	L SUM	1.000				
70102632	TR CONT & PROT 701602	L SUM	1.000				
70102635	TR CONT & PROT 701701	L SUM	1.000				
70106800	CHANGEABLE MESSAGE SN	CAL MO	15.000				
70300100	SHORT-TERM PAVT MKING	FOOT	30,860.000				
70300210	TEMP PVT MK LTR & SYM	SQ FT	2,774.000				
70300220	TEMP PVT MK LINE 4	FOOT	98,384.000				

ILLINOIS DEPARTMENT OF TRANSPORTATION
 SCHEDULE OF PRICES
 CONTRACT
 NUMBER - 76B61

State Job # - C-98-027-08
 PPS NBR - 8-70069-0000
 County Name - ST CLAIR - -
 Code - 163 - -
 District - 8 - -
 Section Number - 64-1RS-3

Project Number

Route
 FAP 312

Item Number	Pay Item Description	Unit of Measure	Quantity	x	Unit Price	=	Total Price
70300240	TEMP PVT MK LINE 6	FOOT	560.000				
70300250	TEMP PVT MK LINE 8	FOOT	1,947.000				
70300260	TEMP PVT MK LINE 12	FOOT	1,424.000				
70300280	TEMP PVT MK LINE 24	FOOT	1,015.000				
70301000	WORK ZONE PAVT MK REM	SQ FT	2,775.000				
78000100	THPL PVT MK LTR & SYM	SQ FT	2,758.000				
78000200	THPL PVT MK LINE 4	FOOT	88,394.000				
78000400	THPL PVT MK LINE 6	FOOT	560.000				
78000500	THPL PVT MK LINE 8	FOOT	1,947.000				
78000600	THPL PVT MK LINE 12	FOOT	1,424.000				
78003100	PREF PL PM TB LTR-SYM	SQ FT	15.600				
78003180	PREF PL PM TB LINE 24	FOOT	302.000				
78004210	PREF PL PM TB INL L4	FOOT	9,990.000				
78004280	PREF PL PM TB INL L24	FOOT	713.000				
78100100	RAISED REFL PAVT MKR	EACH	1,408.000				

ILLINOIS DEPARTMENT OF TRANSPORTATION
 SCHEDULE OF PRICES
 CONTRACT
 NUMBER - 76B61

State Job # - C-98-027-08
 PPS NBR - 8-70069-0000
 County Name - ST CLAIR - -
 Code - 163 - -
 District - 8 - -
 Section Number - 64-1RS-3

Project Number

Route
 FAP 312

Item Number	Pay Item Description	Unit of Measure	Quantity	x	Unit Price	=	Total Price
78200410	GUARDRAIL MKR TYPE A	EACH	9.000				
78201000	TERMINAL MARKER - DA	EACH	1.000				
78300100	PAVT MARKING REMOVAL	SQ FT	918.000				
78300200	RAISED REF PVT MK REM	EACH	1,435.000				
80300100	LOCATE UNDERGR CABLE	FOOT	170.000				
88600600	DET LOOP REPL	FOOT	7,028.000				

RETURN WITH BID

STATE REQUIRED ETHICAL STANDARDS GOVERNING CONTRACT PROCUREMENT: ASSURANCES, CERTIFICATIONS AND DISCLOSURES

I. GENERAL

A. Article 50 of the Illinois Procurement Code establishes the duty of all State chief procurement officers, State purchasing officers, and their designees to maximize the value of the expenditure of public moneys in procuring goods, services, and contracts for the State of Illinois and to act in a manner that maintains the integrity and public trust of State government. In discharging this duty, they are charged by law to use all available information, reasonable efforts, and reasonable actions to protect, safeguard, and maintain the procurement process of the State of Illinois.

B. In order to comply with the provisions of Article 50 and to carry out the duty established therein, all bidders are to adhere to ethical standards established for the procurement process, and to make such assurances, disclosures and certifications required by law. By execution of the Proposal Signature Sheet, the bidder indicates that each of the mandated assurances has been read and understood, that each certification is made and understood, and that each disclosure requirement has been understood and completed.

C. In addition to all other remedies provided by law, failure to comply with any assurance, failure to make any disclosure or the making of a false certification shall be grounds for termination of the contract and the suspension or debarment of the bidder.

II. ASSURANCES

A. The assurances hereinafter made by the bidder are each a material representation of fact upon which reliance is placed should the Department enter into the contract with the bidder. The Department may terminate the contract if it is later determined that the bidder rendered a false or erroneous assurance, and the surety providing the performance bond shall be responsible for the completion of the contract.

B. Felons

1. The Illinois Procurement Code provides:

Section 50-10. Felons. Unless otherwise provided, no person or business convicted of a felony shall do business with the State of Illinois or any state agency from the date of conviction until 5 years after the date of completion of the sentence for that felony, unless no person held responsible by a prosecutorial office for the facts upon which the conviction was based continues to have any involvement with the business.

2. The bidder assures the Department that the award and execution of the contract would not cause a violation of Section 50-10.

C. Conflicts of Interest

1. The Illinois Procurement Code provides in pertinent part:

Section 50-13. Conflicts of Interest.

(a) Prohibition. It is unlawful for any person holding an elective office in this State, holding a seat in the General Assembly, or appointed to or employed in any of the offices or agencies of state government and who receives compensation for such employment in excess of 60% of the salary of the Governor of the State of Illinois, or who is an officer or employee of the Capital Development Board or the Illinois Toll Highway Authority, or who is the spouse or minor child of any such person to have or acquire any contract, or any direct pecuniary interest in any contract therein, whether for stationery, printing, paper, or any services, materials, or supplies, that will be wholly or partially satisfied by the payment of funds appropriated by the General Assembly of the State of Illinois or in any contract of the Capital Development Board or the Illinois Toll Highway authority.

(b) Interests. It is unlawful for any firm, partnership, association or corporation, in which any person listed in subsection (a) is entitled to receive (i) more than 7 1/2% of the total distributable income or (ii) an amount in excess of the salary of the Governor, to have or acquire any such contract or direct pecuniary interest therein.

(c) Combined interests. It is unlawful for any firm, partnership, association, or corporation, in which any person listed in subsection (a) together with his or her spouse or minor children is entitled to receive (i) more than 15%, in the aggregate, of the total distributable income or (ii) an amount in excess of 2 times the salary of the Governor, to have or acquire any such contract or direct pecuniary interest therein.

(d) Securities. Nothing in this Section invalidates the provisions of any bond or other security previously offered or to be offered for sale or sold by or for the State of Illinois.

(e) Prior interests. This Section does not affect the validity of any contract made between the State and an officer or employee of the State or member of the General Assembly, his or her spouse, minor child or any combination of those persons if that contract was in existence before his or her election or employment as an officer, member, or employee. The contract is voidable, however, if it cannot be completed within 365 days after the officer, member, or employee takes office or is employed.

The current salary of the Governor is \$177,412.00. Sixty percent of the salary is \$106,447.20.

RETURN WITH BID

2. The bidder assures the Department that the award and execution of the contract would not cause a violation of Section 50-13, or that an effective exemption has been issued by the Board of Ethics to any individual subject to the Section 50-13 prohibitions pursuant to the provisions of Section 50-20 of the Code and Executive Order Number 3 (1998). Information concerning the exemption process is available from the Department upon request.

D. Negotiations

1. The Illinois Procurement Code provides in pertinent part:

Section 50-15. Negotiations.

(a) It is unlawful for any person employed in or on a continual contractual relationship with any of the offices or agencies of State government to participate in contract negotiations on behalf of that office or agency with any firm, partnership, association, or corporation with whom that person has a contract for future employment or is negotiating concerning possible future employment.

2. The bidder assures the Department that the award and execution of the contract would not cause a violation of Section 50-15, and that the bidder has no knowledge of any facts relevant to the kinds of acts prohibited therein.

E. Inducements

1. The Illinois Procurement Code provides:

Section 50-25. Inducement. Any person who offers or pays any money or other valuable thing to any person to induce him or her not to bid for a State contract or as recompense for not having bid on a State contract is guilty of a Class 4 felony. Any person who accepts any money or other valuable thing for not bidding for a State contract or who withholds a bid in consideration of the promise for the payment of money or other valuable thing is guilty of a Class 4 felony.

2. The bidder assures the Department that the award and execution of the contract would not cause a violation of Section 50-25, and that the bidder has no knowledge of any facts relevant to the kinds of acts prohibited therein.

F. Revolving Door Prohibition

1. The Illinois Procurement Code provides:

Section 50-30. Revolving door prohibition. Chief procurement officers, associate procurement officers, State purchasing officers, their designees whose principal duties are directly related to State procurement, and executive officers confirmed by the Senate are expressly prohibited for a period of 2 years after terminating an affected position from engaging in any procurement activity relating to the State agency most recently employing them in an affected position for a period of at least 6 months. The prohibition includes, but is not limited to: lobbying the procurement process; specifying; bidding; proposing bid, proposal, or contract documents; on their own behalf or on behalf of any firm, partnership, association, or corporation. This Section applies only to persons who terminate an affected position on or after January 15, 1999.

2. The bidder assures the Department that the award and execution of the contract would not cause a violation of Section 50-30, and that the bidder has no knowledge of any facts relevant to the kinds of acts prohibited therein.

G. Reporting Anticompetitive Practices

1. The Illinois Procurement Code provides:

Section 50-40. Reporting anticompetitive practices. When, for any reason, any vendor, bidder, contractor, chief procurement officer, State purchasing officer, designee, elected official, or State employee suspects collusion or other anticompetitive practice among any bidders, offerors, contractors, proposers, or employees of the State, a notice of the relevant facts shall be transmitted to the Attorney General and the chief procurement officer.

2. The bidder assures the Department that it has not failed to report any relevant facts concerning the practices addressed in Section 50-40 which may involve the contract for which the bid is submitted.

H. Confidentiality

1. The Illinois Procurement Code provides:

Section 50-45. Confidentiality. Any chief procurement officer, State purchasing officer, designee, or executive officer who willfully uses or allows the use of specifications, competitive bid documents, proprietary competitive information, proposals, contracts, or selection information to compromise the fairness or integrity of the procurement, bidding, or contract process shall be subject to immediate dismissal, regardless of the Personnel code, any contract, or any collective bargaining agreement, and may in addition be subject to criminal prosecution.

2. The bidder assures the Department that it has no knowledge of any fact relevant to the practices addressed in Section 50-45 which may involve the contract for which the bid is submitted.

RETURN WITH BID

I. Insider Information

1. The Illinois Procurement Act provides:

Section 50-50. Insider information. It is unlawful for any current or former elected or appointed State official or State employee to knowingly use confidential information available only by virtue of that office or employment for actual or anticipated gain for themselves or another person.

2. The bidder assures the Department that it has no knowledge of any facts relevant to the practices addressed in Section 50-50 which may involve the contract for which the bid is submitted.

III. CERTIFICATIONS

A. The certifications hereinafter made by the bidder are each a material representation of fact upon which reliance is placed should the Department enter into the contract with the bidder. The Department may terminate the contract if it is later determined that the bidder rendered a false or erroneous certification, and the surety providing the performance bond shall be responsible for completion of the contract.

B. Bribery

1. The Illinois Procurement Code provides:

Section 50-5. Bribery.

(a) Prohibition. No person or business shall be awarded a contract or subcontract under this Code who:

(1) has been convicted under the laws of Illinois or any other state of bribery or attempting to bribe an officer or employee of the State of Illinois or any other state in that officer's or employee's official capacity; or

(2) has made an admission of guilt of that conduct that is a matter of record but has not been prosecuted for that conduct.

(b) Businesses. No business shall be barred from contracting with any unit of State or local government as a result of a conviction under this Section of any employee or agent of the business if the employee or agent is no longer employed by the business and:

(1) the business has been finally adjudicated not guilty; or

(2) the business demonstrates to the governmental entity with which it seeks to contract, and that entity finds that the commission of the offense was not authorized, requested, commanded, or performed by a director, officer, or high managerial agent on behalf of the business as provided in paragraph (2) of subsection (a) of Section 5-4 of the Criminal Code of 1961.

(c) Conduct on behalf of business. For purposes of this Section, when an official, agent, or employee of a business committed the bribery or attempted bribery on behalf of the business and in accordance with the direction or authorization of a responsible official of the business, the business shall be chargeable with the conduct.

(d) Certification. Every bid submitted to and contract executed by the State shall contain a certification by the contractor that the contractor is not barred from being awarded a contract or subcontract under this Section. A contractor who makes a false statement, material to the certification, commits a Class 3 felony.

2. The bidder certifies that it is not barred from being awarded a contract under Section 50.5.

C. Educational Loan

1. Section 3 of the Educational Loan Default Act provides:

§ 3. No State agency shall contract with an individual for goods or services if that individual is in default, as defined in Section 2 of this Act, on an educational loan. Any contract used by any State agency shall include a statement certifying that the individual is not in default on an educational loan as provided in this Section.

2. The bidder, if an individual as opposed to a corporation, partnership or other form of business organization, certifies that the bidder is not in default on an educational loan as provided in Section 3 of the Act.

D. Bid-Rigging/Bid Rotating

1. Section 33E-11 of the Criminal Code of 1961 provides:

§ 33E-11. (a) Every bid submitted to and public contract executed pursuant to such bid by the State or a unit of local government shall contain a certification by the prime contractor that the prime contractor is not barred from contracting with any unit of State or local government as a result of a violation of either Section 33E-3 or 33E-4 of this Article. The State and units of local government shall provide the appropriate forms for such certification.

RETURN WITH BID

(b) A contractor who makes a false statement, material to the certification, commits a Class 3 felony.

A violation of Section 33E-3 would be represented by a conviction of the crime of bid-rigging which, in addition to Class 3 felony sentencing, provides that any person convicted of this offense or any similar offense of any state or the United States which contains the same elements as this offense shall be barred for 5 years from the date of conviction from contracting with any unit of State or local government. No corporation shall be barred from contracting with any unit of State or local government as a result of a conviction under this Section of any employee or agent of such corporation if the employee so convicted is no longer employed by the corporation and: (1) it has been finally adjudicated not guilty or (2) if it demonstrates to the governmental entity with which it seeks to contract and that entity finds that the commission of the offense was neither authorized, requested, commanded, nor performed by a director, officer or a high managerial agent in behalf of the corporation.

A violation of Section 33E-4 would be represented by a conviction of the crime of bid-rotating which, in addition to Class 2 felony sentencing, provides that any person convicted of this offense or any similar offense of any state or the United States which contains the same elements as this offense shall be permanently barred from contracting with any unit of State or local government. No corporation shall be barred from contracting with any unit of State or local government as a result of a conviction under this Section of any employee or agent of such corporation if the employee so convicted is no longer employed by the corporation and: (1) it has been finally adjudicated not guilty or (2) if it demonstrates to the governmental entity with which it seeks to contract and that entity finds that the commission of the offense was neither authorized, requested, commanded, nor performed by a director, officer or a high managerial agent in behalf of the corporation.

2. The bidder certifies that it is not barred from contracting with the Department by reason of a violation of either Section 33E-3 or Section 33E-4.

E. International Anti-Boycott

1. Section 5 of the International Anti-Boycott Certification Act provides:

§ 5. State contracts. Every contract entered into by the State of Illinois for the manufacture, furnishing, or purchasing of supplies, material, or equipment or for the furnishing of work, labor, or services, in an amount exceeding the threshold for small purchases according to the purchasing laws of this State or \$10,000.00, whichever is less, shall contain certification, as a material condition of the contract, by which the contractor agrees that neither the contractor nor any substantially-owned affiliated company is participating or shall participate in an international boycott in violation of the provisions of the U.S. Export Administration Act of 1979 or the regulations of the U.S. Department of Commerce promulgated under that Act.

2. The bidder makes the certification set forth in Section 5 of the Act.

F. Drug Free Workplace

1. The Illinois "Drug Free Workplace Act" applies to this contract and it is necessary to comply with the provisions of the "Act" if the contractor is a corporation, partnership, or other entity (including a sole proprietorship) which has 25 or more employees.

2. The bidder certifies that if awarded a contract in excess of \$5,000 it will provide a drug free workplace by:

(a) Publishing a statement notifying employees that the unlawful manufacture, distribution, dispensation, possession or use of a controlled substance, including cannabis, is prohibited in the contractor's workplace; specifying the actions that will be taken against employees for violations of such prohibition; and notifying the employee that, as a condition of employment on such contract, the employee shall abide by the terms of the statement, and notify the employer of any criminal drug statute conviction for a violation occurring in the workplace no later than five (5) days after such conviction.

(b) Establishing a drug free awareness program to inform employees about the dangers of drug abuse in the workplace; the contractor's policy of maintaining a drug free workplace; any available drug counseling, rehabilitation, and employee assistance programs; and the penalties that may be imposed upon employees for drug violations.

(c) Providing a copy of the statement required by subparagraph (1) to each employee engaged in the performance of the contract and to post the statement in a prominent place in the workplace.

(d) Notifying the Department within ten (10) days after receiving notice from an employee or otherwise receiving actual notice of the conviction of an employee for a violation of any criminal drug statute occurring in the workplace.

(e) Imposing or requiring, within 30 days after receiving notice from an employee of a conviction or actual notice of such a conviction, an appropriate personnel action, up to and including termination, or the satisfactory participation in a drug abuse assistance or rehabilitation program approved by a federal, state or local health, law enforcement or other appropriate agency.

(f) Assisting employees in selecting a course of action in the event drug counseling, treatment, and rehabilitation is required and indicating that a trained referral team is in place.

(g) Making a good faith effort to continue to maintain a drug free workplace through implementation of the actions and efforts stated in this certification.

RETURN WITH BID

G. Debt Delinquency

1. The Illinois Procurement Code provides:

Section 50-11 and 50-12. Debt Delinquency.

The contractor or bidder certifies that it, or any affiliate, is not barred from being awarded a contract under 30 ILCS 500. Section 50-11 prohibits a person from entering into a contract with a State agency if it knows or should know that it, or any affiliate, is delinquent in the payment of any debt to the State as defined by the Debt Collection Board. Section 50-12 prohibits a person from entering into a contract with a State agency if it, or any affiliate, has failed to collect and remit Illinois Use Tax on all sales of tangible personal property into the State of Illinois in accordance with the provisions of the Illinois Use Tax Act. The contractor further acknowledges that the contracting State agency may declare the contract void if this certification is false or if the contractor, or any affiliate, is determined to be delinquent in the payment of any debt to the State during the term of the contract.

H. Sarbanes-Oxley Act of 2002

1. The Illinois Procurement Code provides:

Section 50-60(c).

The contractor certifies in accordance with 30 ILCS 500/50-10.5 that no officer, director, partner or other managerial agent of the contracting business has been convicted of a felony under the Sarbanes-Oxley Act of 2002 or a Class 3 or Class 2 felony under the Illinois Securities Law of 1953 for a period of five years prior to the date of the bid or contract. The contractor acknowledges that the contracting agency shall declare the contract void if this certification is false.

I. Addenda

The contractor or bidder certifies that all relevant addenda have been incorporated in to this contract. Failure to do so may cause the bid to be declared unacceptable.

J. Section 42 of the Environmental Protection Act

The contractor certifies in accordance with 30 ILCS 500/50-12 that the bidder or contractor is not barred from being awarded a contract under this Section which prohibits the bidding on or entering into contracts with the State of Illinois or a State agency by a person or business found by a court or the Pollution Control Board to have committed a willful or knowing violation of Section 42 of the Environmental Protection Act for a period of five years from the date of the order. The contractor acknowledges that the contracting agency may declare the contract void if this certification is false.

K. Apprenticeship and Training Certification (Does not apply to federal aid projects)

In accordance with the provisions of Section 30-22 (6) of the Illinois Procurement Code, the bidder certifies that it is a participant, either as an individual or as part of a group program, in the approved apprenticeship and training programs applicable to each type of work or craft that the bidder will perform with its own forces. The bidder further certifies for work that will be performed by subcontract that each of its subcontractors submitted for approval either (a) is, at the time of such bid, participating in an approved, applicable apprenticeship and training program; or (b) will, prior to commencement of performance of work pursuant to this contract, begin participation in an approved apprenticeship and training program applicable to the work of the subcontract. The Department, at any time before or after award, may require the production of a copy of each applicable Certificate of Registration issued by the United States Department of Labor evidencing such participation by the contractor and any or all of its subcontractors. Applicable apprenticeship and training programs are those that have been approved and registered with the United States Department of Labor. The bidder shall list in the space below, the official name of the program sponsor holding the Certificate of Registration for all of the types of work or crafts in which the bidder is a participant and that will be performed with the bidder's forces. Types of work or craft work that will be subcontracted shall be included and listed as subcontract work. The list shall also indicate any type of work or craft job category that does not have an applicable apprenticeship or training program. **The bidder is responsible for making a complete report and shall make certain that each type of work or craft job category that will be utilized on the project as reported on the Construction Employee Workforce Projection (Form BC-1256) and returned with the bid is accounted for and listed.**

The requirements of this certification and disclosure are a material part of the contract, and the contractor shall require this certification provision to be included in all approved subcontracts. In order to fulfill this requirement, it shall not be necessary that an applicable program sponsor be currently taking or that it will take applications for apprenticeship, training or employment during the performance of the work of this contract.

L. Executive Order Number 1 (2007) Regarding Lobbying on Government Procurements

The bidder hereby warrants and certifies that they have complied and will comply with the requirements set forth in this Order. The requirements of this warrant and certification are a material part of the contract, and the contractor shall require this warrant and certification provision to be included in all approved subcontracts.

RETURN WITH BID

M. Disclosure of Business Operations in Iran

Section 50-36 of the Illinois Procurement Code, 30ILCS 500/50-36 provides that each bid, offer, or proposal submitted for a State contract shall include a disclosure of whether or not the Company acting as the bidder, offeror, or proposing entity, or any of its corporate parents or subsidiaries, within the 24 months before submission of the bid, offer, or proposal had business operations that involved contracts with or provision of supplies or services to the Government of Iran, companies in which the Government of Iran has any direct or indirect equity share, consortiums or projects commissioned by the Government of Iran, or companies involved in consortiums or projects commissioned by the Government of Iran and either of the following conditions apply:

- (1) More than 10% of the Company's revenues produced in or assets located in Iran involve oil-related activities or mineral-extraction activities; less than 75% of the Company's revenues produced in or assets located in Iran involve contracts with or provision of oil-related or mineral-extraction products or services to the Government of Iran or a project or consortium created exclusively by that government; and the Company has failed to take substantial action.
- (2) The Company has, on or after August 5, 1996, made an investment of \$20 million or more, or any combination of investments of at least \$10 million each that in the aggregate equals or exceeds \$20 million in any 12-month period, which directly or significantly contributes to the enhancement of Iran's ability to develop petroleum resources of Iran.

The terms "Business operations", "Company", "Mineral-extraction activities", "Oil-related activities", "Petroleum resources", and "Substantial action" are all defined in the Code.

Failure to make the disclosure required by the Code shall cause the bid, offer or proposal to be considered not responsive. The disclosure will be considered when evaluating the bid, offer, or proposal or awarding the contract. The name of each Company disclosed as doing business or having done business in Iran will be provided to the State Comptroller.

Check the appropriate statement:

Company has no business operations in Iran to disclose.

Company has business operations in Iran as disclosed the attached document.

N. Political Contributions and Registration with the State Board of Elections

Sections 20-160 and 50-37 of the Illinois Procurement Code regulate political contributions from business entities and any affiliated entities or affiliated persons bidding on or contracting with the state. Generally under Section 50-37, any business entity, and any affiliated entity or affiliated person of the business entity, whose current year contracts with all state agencies exceed an awarded value of \$50,000, are prohibited from making any contributions to any political committees established to promote the candidacy of the officeholder responsible for the awarding of the contracts or any other declared candidate for that office for the duration of the term of office of the incumbent officeholder or a period 2 years after the termination of the contract, whichever is longer. Any business entity and affiliated entities or affiliated persons whose state contracts in the current year do not exceed an awarded value of \$50,000, but whose aggregate pending bids and proposals on state contracts exceed \$50,000, either alone or in combination with contracts not exceeding \$50,000, are prohibited from making any political contributions to any political committee established to promote the candidacy of the officeholder responsible for awarding the pending contract during the period beginning on the date the invitation for bids or request for proposals is issued and ending on the day after the date of award or selection if the entity was not awarded or selected. Section 20-160 requires certification of registration of affected business entities in accordance with procedures found in Section 9-35 of The Election Code.

By submission of a bid, the contractor business entity acknowledges and agrees that it has read and understands Sections 20-160 and 50-37 of the Illinois Procurement Code, and that it makes the following certification:

The undersigned business entity certifies that it has registered as a business with the State Board of Elections and acknowledges a continuing duty to update the registration in accordance with the above referenced statutes. A copy of the certificate of registration shall be submitted with the bid. The bidder is cautioned that the Department will not award a contract without submission of the certificate of registration.

These requirements and compliance with the above referenced statutory sections are a material part of the contract, and any breach thereof shall be cause to void the contract under Section 50-60 of the Illinois Procurement Code. This provision does not apply to Federal-aid contracts.

TO BE RETURNED WITH BID

IV. DISCLOSURES

A. The disclosures hereinafter made by the bidder are each a material representation of fact upon which reliance is placed should the Department enter into the contract with the bidder. The Department may terminate the contract if it is later determined that the bidder rendered a false or erroneous disclosure, and the surety providing the performance bond shall be responsible for completion of the contract.

B. Financial Interests and Conflicts of Interest

1. Section 50-35 of the Illinois Procurement Code provides that all bids of more than \$10,000 shall be accompanied by disclosure of the financial interests of the bidder. This disclosed information for the successful bidder, will be maintained as public information subject to release by request pursuant to the Freedom of Information Act.

The financial interests to be disclosed shall include ownership or distributive income share that is in excess of 5%, or an amount greater than 60% of the annual salary of the Governor, of the bidding entity or its parent entity, whichever is less, unless the contractor or bidder is a publicly traded entity subject to Federal 10K reporting, in which case it may submit its 10K disclosure in place of the prescribed disclosure. If a bidder is a privately held entity that is exempt from Federal 10K reporting, but has more than 400 shareholders, it may submit the information that Federal 10K companies are required to report, and list the names of any person or entity holding any ownership share that is in excess of 5%. The disclosure shall include the names, addresses, and dollar or proportionate share of ownership of each person making the disclosure, their instrument of ownership or beneficial relationship, and notice of any potential conflict of interest resulting from the current ownership or beneficial interest of each person making the disclosure having any of the relationships identified in Section 50-35 and on the disclosure form.

In addition, all disclosures shall indicate any other current or pending contracts, proposals, leases, or other ongoing procurement relationships the bidding entity has with any other unit of state government and shall clearly identify the unit and the contract, proposal, lease, or other relationship.

2. Disclosure Forms. Disclosure Form A is attached for use concerning the individuals meeting the above ownership or distributive share requirements. Subject individuals should be covered each by one form. In addition, a second form (Disclosure Form B) provides for the disclosure of current or pending procurement relationships with other (non-IDOT) state agencies. **The forms must be included with each bid or incorporated by reference.**

C. Disclosure Form Instructions

Form A: For bidders that have previously submitted the information requested in Form A

The Department has retained the Form A disclosures submitted by all bidders responding to these requirements for the April 24, 1998 or any subsequent letting conducted by the Department. The bidder has the option of submitting the information again or the bidder may check the following certification statement indicating that the information previously submitted by the bidder is, as of the date of submission, current and accurate. Before checking this certification, the bidder should carefully review its prior submissions to ensure the Certification is correct. If the Bidder checks the Certification, the Bidder should proceed to Form B instructions.

CERTIFICATION STATEMENT

I have determined that the Form A disclosure information previously submitted is current and accurate, and all forms are hereby incorporated by reference in this bid. Any necessary additional forms or amendments to previously submitted forms are attached to this bid.

_____ (Bidding Company)

_____ Signature of Authorized Representative _____ Date

Form A: For bidders who have NOT previously submitted the information requested in Form A

If the bidder is a publicly traded entity subject to Federal 10K reporting, the 10K Report may be submitted to meet the requirements of Form A. If a bidder is a privately held entity that is exempt from Federal 10K reporting, but has more than 400 shareholders, it may submit the information that Federal 10K companies are required to report, and list the names of any person or entity holding any ownership share that is in excess of 5%. If a bidder is not subject to Federal 10K reporting, the bidder must determine if any individuals are required by law to complete a financial disclosure form. To do this, the bidder should answer each of the following questions. A "YES" answer indicates Form A must be completed. If the answer to each of the following questions is "NO", then the NOT APPLICABLE STATEMENT on the second page of Form A must be signed and dated by a person that is authorized to execute contracts for the bidding company. Note: These questions are for assistance only and are not required to be completed.

1. Does anyone in your organization have a direct or beneficial ownership share of greater than 5% of the bidding entity or parent entity? YES ___ NO ___
2. Does anyone in your organization have a direct or beneficial ownership share of less than 5%, but which has a value greater than \$106,447.20? YES ___ NO ___
3. Does anyone in your organization receive more than \$106,447.20 of the bidding entity's or parent entity's distributive income? (Note: Distributive income is, for these purposes, any type of distribution of profits. An annual salary is not distributive income.) YES ___ NO ___
4. Does anyone in your organization receive greater than 5% of the bidding entity's or parent entity's total distributive income, but which is less than \$106,447.20? YES ___ NO ___

(Note: Only one set of forms needs to be completed per person per bid even if a specific individual would require a yes answer to more than one question.)

A "YES" answer to any of these questions requires the completion of Form A. The bidder must determine each individual in the bidding entity or the bidding entity's parent company that would cause the questions to be answered "Yes". Each form must be signed and dated by a person that is authorized to execute contracts for your organization. **Photocopied or stamped signatures are not acceptable.** The person signing can be, but does not have to be, the person for which the form is being completed. The bidder is responsible for the accuracy of any information provided.

If the answer to each of the above questions is "NO", then the NOT APPLICABLE STATEMENT on page 2 of Form A must be signed and dated by a person that is authorized to execute contracts for your company.

Form B: Identifying Other Contracts & Procurement Related Information Disclosure Form B must be completed for each bid submitted by the bidding entity. Note: *Checking the NOT APPLICABLE STATEMENT on Form A does not allow the bidder to ignore Form B. Form B must be completed, checked, and dated or the bidder may be considered nonresponsive and the bid will not be accepted.*

The Bidder shall identify, by checking Yes or No on Form B, whether it has any pending contracts (including leases), bids, proposals, or other ongoing procurement relationship with any other (non-IDOT) State of Illinois agency. If "No" is checked, the bidder only needs to complete the check box on the bottom of Form B. If "Yes" is checked, the bidder must do one of the following:

Option I: If the bidder did not submit an Affidavit of Availability to obtain authorization to bid, the bidder must list all non-IDOT State of Illinois agency pending contracts, leases, bids, proposals, and other ongoing procurement relationships. These items may be listed on Form B or on an attached sheet(s). Do not include IDOT contracts. Contracts with cities, counties, villages, etc. are not considered State of Illinois agency contracts and are not to be included. Contracts with other State of Illinois agencies such as the Department of Natural Resources or the Capital Development Board must be included. Bidders who submit Affidavits of Availability are suggested to use Option II.

Option II: If the bidder is required and has submitted an Affidavit of Availability in order to obtain authorization to bid, the bidder may write or type "See Affidavit of Availability" which indicates that the Affidavit of Availability is incorporated by reference and includes all non-IDOT State of Illinois agency pending contracts, leases, bids, proposals, and other ongoing procurement relationships. For any contracts that are not covered by the Affidavit of Availability, the bidder must identify them on Form B or on an attached sheet(s). These might be such things as leases.

D. Bidders Submitting More Than One Bid

Bidders submitting multiple bids may submit one set of forms consisting of all required Form A disclosures and one Form B for use with all bids. Please indicate in the space provided below the bid item that contains the original disclosure forms and the bid items which incorporate the forms by reference.

- The bid submitted for letting item _____ contains the Form A disclosures or Certification Statement and the Form B disclosures. The following letting items incorporate the said forms by reference:

**ILLINOIS DEPARTMENT
OF TRANSPORTATION**

**Form A
Financial Information &
Potential Conflicts of Interest
Disclosure**

Contractor Name		
Legal Address		
City, State, Zip		
Telephone Number	Email Address	Fax Number (if available)

Disclosure of the information contained in this Form is required by the Section 50-35 of the Illinois Procurement Code (30 ILCS 500). Vendors desiring to enter into a contract with the State of Illinois must disclose the financial information and potential conflict of interest information as specified in this Disclosure Form. This information shall become part of the publicly available contract file. This Form A must be completed for bids in excess of \$10,000, and for all open-ended contracts. **A publicly traded company may submit a 10K disclosure (or equivalent if applicable) in satisfaction of the requirements set forth in Form A. See Disclosure Form Instructions.**

DISCLOSURE OF FINANCIAL INFORMATION

1. Disclosure of Financial Information. The individual named below has an interest in the BIDDER (or its parent) in terms of ownership or distributive income share in excess of 5%, or an interest which has a value of more than \$106,447.20 (60% of the Governor's salary as of 7/1/07). **(Make copies of this form as necessary and attach a separate Disclosure Form A for each individual meeting these requirements)**

FOR INDIVIDUAL (type or print information)

NAME: _____

ADDRESS _____

Type of ownership/distributable income share:

stock _____ sole proprietorship _____ Partnership _____ other: (explain on separate sheet):
% or \$ value of ownership/distributable income share: _____

2. Disclosure of Potential Conflicts of Interest. Check "Yes" or "No" to indicate which, if any, of the following potential conflict of interest relationships apply. If the answer to any question is "Yes", please attach additional pages and describe.

(a) State employment, currently or in the previous 3 years, including contractual employment of services. Yes ___ No ___

If your answer is yes, please answer each of the following questions.

1. Are you currently an officer or employee of either the Capitol Development Board or the Illinois Toll Highway Authority? Yes ___ No ___
2. Are you currently appointed to or employed by any agency of the State of Illinois? If you are currently appointed to or employed by any agency of the State of Illinois, and your annual salary exceeds \$106,447.20, (60% of the Governor's salary as of 7/1/07) provide the name the State agency for which you are employed and your annual salary. _____

RETURN WITH BID/OFFER

- 3. If you are currently appointed to or employed by any agency of the State of Illinois, and your annual salary exceeds \$106,447.20, (60% of the Governor's salary as of 7/1/07) are you entitled to receive (i) more than 7 1/2% of the total distributable income of your firm, partnership, association or corporation, or (ii) an amount in excess of the salary of the Governor? Yes ___ No ___

- 4. If you are currently appointed to or employed by any agency of the State of Illinois, and your annual salary exceeds \$106,447.20, (60% of the Governor's salary as of 7/1/07) are you and your spouse or minor children entitled to receive (i) more than 15 % in the aggregate of the total distributable income of your firm, partnership, association or corporation, or (ii) an amount in excess of 2 times the salary of the Governor? Yes ___ No ___

(b) State employment of spouse, father, mother, son, or daughter, including contractual employment services in the previous 2 years.

Yes ___ No ___

If your answer is yes, please answer each of the following questions.

- 1. Is your spouse or any minor children currently an officer or employee of the Capitol Development Board or the Illinois Toll Highway Authority? Yes ___ No ___

- 2. Is your spouse or any minor children currently appointed to or employed by any agency of the State of Illinois? If your spouse or minor children is/are currently appointed to or employed by any agency of the State of Illinois, and his/her annual salary exceeds \$106,447.20, (60 % of the Governor's salary as of 7/1/07) provide the name of your spouse and/or minor children, the name of the State agency for which he/she is employed and his/her annual salary. _____

- 3. If your spouse or any minor children is/are currently appointed to or employed by any agency of the State of Illinois, and his/her annual salary exceeds \$106,447.20, (60% of the salary of the Governor as of 7/1/07) are you entitled to receive (i) more then 71/2% of the total distributable income of your firm, partnership, association or corporation, or (ii) an amount in excess of the salary of the Governor? Yes ___ No ___

- 4. If your spouse or any minor children are currently appointed to or employed by any agency of the State of Illinois, and his/her annual salary exceeds \$106,447.20, (60% of the Governor's salary as of 7/1/07) are you and your spouse or minor children entitled to receive (i) more than 15 % in the aggregate of the total distributable income of your firm, partnership, association or corporation, or (ii) an amount in excess of 2 times the salary of the Governor? Yes ___ No ___

(c) Elective status; the holding of elective office of the State of Illinois, the government of the United States, any unit of local government authorized by the Constitution of the State of Illinois or the statutes of the State of Illinois currently or in the previous 3 years. Yes ___ No ___

(d) Relationship to anyone holding elective office currently or in the previous 2 years; spouse, father, mother, son, or daughter. Yes ___ No ___

(e) Appointive office; the holding of any appointive government office of the State of Illinois, the United States of America, or any unit of local government authorized by the Constitution of the State of Illinois or the statutes of the State of Illinois, which office entitles the holder to compensation in excess of the expenses incurred in the discharge of that office currently or in the previous 3 years. Yes ___ No ___

(f) Relationship to anyone holding appointive office currently or in the previous 2 years; spouse, father, mother, son, or daughter. Yes ___ No ___

(g) Employment, currently or in the previous 3 years, as or by any registered lobbyist of the State government. Yes ___ No ___

RETURN WITH BID/OFFER

(h) Relationship to anyone who is or was a registered lobbyist in the previous 2 years; spouse, father, mother, son, or daughter. Yes ___ No ___

(i) Compensated employment, currently or in the previous 3 years, by any registered election or reelection committee registered with the Secretary of State or any county clerk of the State of Illinois, or any political action committee registered with either the Secretary of State or the Federal Board of Elections. Yes ___ No ___

(j) Relationship to anyone; spouse, father, mother, son, or daughter; who was a compensated employee in the last 2 years by any registered election or re-election committee registered with the Secretary of State or any county clerk of the State of Illinois, or any political action committee registered with either the Secretary of State or the Federal Board of Elections. Yes ___ No ___

APPLICABLE STATEMENT

This Disclosure Form A is submitted on behalf of the INDIVIDUAL named on previous page.

Completed by: _____
Signature of Individual or Authorized Representative Date

NOT APPLICABLE STATEMENT

I have determined that no individuals associated with this organization meet the criteria that would require the completion of this Form A.

This Disclosure Form A is submitted on behalf of the CONTRACTOR listed on the previous page.

Signature of Authorized Representative Date

RETURN WITH BID/OFFER

ILLINOIS DEPARTMENT OF TRANSPORTATION

Form B Other Contracts & Procurement Related Information Disclosure

Contractor Name		
Legal Address		
City, State, Zip		
Telephone Number	Email Address	Fax Number (if available)

Disclosure of the information contained in this Form is required by the Section 50-35 of the Illinois Procurement Act (30 ILCS 500). This information shall become part of the publicly available contract file. This Form B must be completed for bids in excess of \$10,000, and for all open-ended contracts.

DISCLOSURE OF OTHER CONTRACTS AND PROCUREMENT RELATED INFORMATION

1. Identifying Other Contracts & Procurement Related Information. The BIDDER shall identify whether it has any pending contracts (including leases), bids, proposals, or other ongoing procurement relationship with any other State of Illinois agency: Yes ___ No ___

If "No" is checked, the bidder only needs to complete the signature box on the bottom of this page.

2. If "Yes" is checked. Identify each such relationship by showing State of Illinois agency name and other descriptive information such as bid or project number (attach additional pages as necessary). SEE DISCLOSURE FORM INSTRUCTIONS:

THE FOLLOWING STATEMENT MUST BE CHECKED

<input type="checkbox"/>	<hr style="border: none; border-top: 1px solid black;"/> Signature of Authorized Representative	<hr style="border: none; border-top: 1px solid black;"/> Date
--------------------------	---	---

RETURN WITH BID

SPECIAL NOTICE TO CONTRACTORS

The following requirements of the Illinois Department of Human Rights' Rules and Regulations are applicable to bidders on all construction contracts advertised by the Illinois Department of Transportation:

CONSTRUCTION EMPLOYEE UTILIZATION PROJECTION

- (a) All bidders on construction contracts shall complete and submit, along with and as part of their bids, a Bidder's Employee Utilization Form (Form BC-1256) setting forth a projection and breakdown of the total workforce intended to be hired and/or allocated to such contract work by the bidder including a projection of minority and female employee utilization in all job classifications on the contract project.
- (b) The Department of Transportation shall review the Employee Utilization Form, and workforce projections contained therein, of the contract awardee to determine if such projections reflect an underutilization of minority persons and/or women in any job classification in accordance with the Equal Employment Opportunity Clause and Section 7.2 of the Illinois Department of Human Rights' Rules and Regulations for Public Contracts adopted as amended on September 17, 1980. If it is determined that the contract awardee's projections reflect an underutilization of minority persons and/or women in any job classification, it shall be advised in writing of the manner in which it is underutilizing and such awardee shall be considered to be in breach of the contract unless, prior to commencement of work on the contract project, it submits revised satisfactory projections or an acceptable written affirmative action plan to correct such underutilization including a specific timetable geared to the completion stages of the contract.
- (c) The Department of Transportation shall provide to the Department of Human Rights a copy of the contract awardee's Employee Utilization Form, a copy of any required written affirmative action plan, and any written correspondence related thereto. The Department of Human Rights may review and revise any action taken by the Department of Transportation with respect to these requirements.

RETURN WITH BID

**Contract No. 76B61
ST CLAIR County
Section 64-1 RS-3
Route FAP 312
District 8 Construction Funds**

PART II. WORKFORCE PROJECTION - continued

- B. Included in "Total Employees" under Table A is the total number of **new hires** that would be employed in the event the undersigned bidder is awarded this contract.

The undersigned bidder projects that: (number) _____ new hires would be recruited from the area in which the contract project is located; and/or (number) _____ new hires would be recruited from the area in which the bidder's principal office or base of operation is located.

- C. Included in "Total Employees" under Table A is a projection of numbers of persons to be employed directly by the undersigned bidder as well as a projection of numbers of persons to be employed by subcontractors.

The undersigned bidder estimates that (number) _____ persons will be directly employed by the prime contractor and that (number) _____ persons will be employed by subcontractors.

PART III. AFFIRMATIVE ACTION PLAN

- A. The undersigned bidder understands and agrees that in the event the foregoing minority and female employee utilization projection included under **PART II** is determined to be an underutilization of minority persons or women in any job category, and in the event that the undersigned bidder is awarded this contract, he/she will, prior to commencement of work, develop and submit a written Affirmative Action Plan including a specific timetable (geared to the completion stages of the contract) whereby deficiencies in minority and/or female employee utilization are corrected. Such Affirmative Action Plan will be subject to approval by the contracting agency and the **Department of Human Rights**.
- B. The undersigned bidder understands and agrees that the minority and female employee utilization projection submitted herein, and the goals and timetable included under an Affirmative Action Plan if required, are deemed to be part of the contract specifications.

Company _____ Telephone Number _____

Address _____

NOTICE REGARDING SIGNATURE

The Bidder's signature on the Proposal Signature Sheet will constitute the signing of this form. The following signature block needs to be completed if revisions are required.

Signature: _____ Title: _____ Date: _____

Instructions: All tables must include subcontractor personnel in addition to prime contractor personnel.

Table A - Include both the number of employees that would be hired to perform the contract work and the total number currently employed (Table B) that will be allocated to contract work, and include all apprentices and on-the-job trainees. The "Total Employees" column should include all employees including all minorities, apprentices and on-the-job trainees to be employed on the contract work.

Table B - Include all employees currently employed that will be allocated to the contract work including any apprentices and on-the-job trainees currently employed.

Table C - Indicate the racial breakdown of the total apprentices and on-the-job trainees shown in Table A.

RETURN WITH BID

**Contract No. 76B61
ST CLAIR County
Section 64-1 RS-3
Route FAP 312
District 8 Construction Funds**

PROPOSAL SIGNATURE SHEET

The undersigned bidder hereby makes and submits this bid on the subject Proposal, thereby assuring the Department that all requirements of the Invitation for Bids and rules of the Department have been met, that there is no misunderstanding of the requirements of paragraph 3 of this Proposal, and that the contract will be executed in accordance with the rules of the Department if an award is made on this bid.

(IF AN INDIVIDUAL) Firm Name _____
Signature of Owner _____
Business Address _____

(IF A CO-PARTNERSHIP) Firm Name _____
By _____
Business Address _____
Name and Address of All Members of the Firm:

(IF A CORPORATION)
(IF A JOINT VENTURE, USE THIS SECTION FOR THE MANAGING PARTY AND THE SECOND PARTY SHOULD SIGN BELOW) Corporate Name _____
By _____ Signature of Authorized Representative
Typed or printed name and title of Authorized Representative _____
Attest _____ Signature
Business Address _____

(IF A JOINT VENTURE) Corporate Name _____
By _____ Signature of Authorized Representative
Typed or printed name and title of Authorized Representative _____
Attest _____ Signature
Business Address _____

If more than two parties are in the joint venture, please attach an additional signature sheet.



Return with Bid

Division of Highways
Proposal Bid Bond
(Effective November 1, 1992)

Item No. _____

Letting Date _____

KNOW ALL MEN BY THESE PRESENTS, That We _____

as PRINCIPAL, and _____

_____ as SURETY, are held jointly, severally and firmly bound unto the STATE OF ILLINOIS in the penal sum of 5 percent of the total bid price, or for the amount specified in Article 102.09 of the "Standard Specifications for Road and Bridge Construction" in effect on the date of invitation for bids, whichever is the lesser sum, well and truly to be paid unto said STATE OF ILLINOIS, for the payment of which we bind ourselves, our heirs, executors, administrators, successors and assigns.

THE CONDITION OF THE FOREGOING OBLIGATION IS SUCH, that whereas, the PRINCIPAL has submitted a bid proposal to the STATE OF ILLINOIS, acting through the Department of Transportation, for the improvement designated by the Transportation Bulletin Item Number and Letting Date indicated above.

NOW, THEREFORE, if the Department shall accept the bid proposal of the PRINCIPAL; and if the PRINCIPAL shall, within the time and as specified in the bidding and contract documents, submit a DBE Utilization Plan that is accepted and approved by the Department; and if, after award by the Department, the PRINCIPAL shall enter into a contract in accordance with the terms of the bidding and contract documents including evidence of the required insurance coverages and providing such bond as specified with good and sufficient surety for the faithful performance of such contract and for the prompt payment of labor and material furnished in the prosecution thereof; or if, in the event of the failure of the PRINCIPAL to make the required DBE submission or to enter into such contract and to give the specified bond, the PRINCIPAL pays to the Department the difference not to exceed the penalty hereof between the amount specified in the bid proposal and such larger amount for which the Department may contract with another party to perform the work covered by said bid proposal, then this obligation shall be null and void, otherwise, it shall remain in full force and effect.

IN THE EVENT the Department determines the PRINCIPAL has failed to comply with any requirement as set forth in the preceding paragraph, then Surety shall pay the penal sum to the Department within fifteen (15) days of written demand therefor. If Surety does not make full payment within such period of time, the Department may bring an action to collect the amount owed. Surety is liable to the Department for all its expenses, including attorney's fees, incurred in any litigation in which it prevails either in whole or in part.

In TESTIMONY WHEREOF, the said PRINCIPAL and the said SURETY have caused this instrument to be signed by

their respective officers this _____ day of _____ A.D., _____ .

PRINCIPAL

SURETY

(Company Name)

(Company Name)

By _____
(Signature & Title)

By: _____
(Signature of Attorney-in-Fact)

Notary Certification for Principal and Surety

STATE OF ILLINOIS,
County of _____

I, _____, a Notary Public in and for said County, do hereby certify that

_____ and _____
(Insert names of individuals signing on behalf of PRINCIPAL & SURETY)

who are each personally known to me to be the same persons whose names are subscribed to the foregoing instrument on behalf of PRINCIPAL and SURETY, appeared before me this day in person and acknowledged respectively, that they signed and delivered said instrument as their free and voluntary act for the uses and purposes therein set forth.

Given under my hand and notarial seal this _____ day of _____ A.D. _____

My commission expires _____

Notary Public

In lieu of completing the above section of the Proposal Bid Form, the Principal may file an Electronic Bid Bond. By signing the proposal and marking the check box next to the Signature and Title line below, the Principal is ensuring the identified electronic bid bond has been executed and the Principal and Surety are firmly bound unto the State of Illinois under the conditions of the bid bond as shown above.

Electronic Bid Bond ID# _____

Company / Bidder Name _____



Signature and Title _____

PROPOSAL ENVELOPE



PROPOSALS

for construction work advertised for bids by the
Illinois Department of Transportation

Item No.	Item No.	Item No.

Submitted By:

Name:
Address:
Phone No.

Bidders should use an IDOT proposal envelope or affix this form to the front of a 10" x 13" envelope for the submittal of bids. If proposals are mailed, they should be enclosed in a second or outer envelope addressed to:

Engineer of Design and Environment - Room 326
Illinois Department of Transportation
2300 South Dirksen Parkway
Springfield, Illinois 62764

NOTICE

Individual bids, including Bid Bond and/or supplemental information if required, should be securely stapled.

CONTRACTOR OFFICE COPY OF CONTRACT SPECIFICATIONS

NOTICE

None of the following material needs to be returned with the bid package unless the special provisions require documentation and/or other information to be submitted.

**Contract No. 76B61
ST CLAIR County
Section 64-1 RS-3
Route FAP 312
District 8 Construction Funds**



Illinois Department of Transportation



NOTICE TO BIDDERS

1. **TIME AND PLACE OF OPENING BIDS.** Sealed proposals for the improvement described herein will be received by the Department of Transportation at the Harry R. Hanley Building, 2300 South Dirksen Parkway, in Springfield, Illinois until 10:00 o'clock a.m., May 15, 2009. All bids will be gathered, sorted, publicly opened and read in the auditorium at the Department of Transportation's Harry R. Hanley Building shortly after the 10:00 a.m. cut off time.

2. **DESCRIPTION OF WORK.** The proposed improvement is identified and advertised for bids in the Invitation for Bids as:

**Contract No. 76B61
ST CLAIR County
Section 64-1 RS-3
Route FAP 312
District 8 Construction Funds**

3.85 miles of milling, HMA surface and striping on IL 3 from I-70 westbound ramps to Stolle Road in St. Clair County.

3. **INSTRUCTIONS TO BIDDERS.** (a) This Notice, the invitation for bids, proposal and letter of award shall, together with all other documents in accordance with Article 101.09 of the Standard Specifications for Road and Bridge Construction, become part of the contract. Bidders are cautioned to read and examine carefully all documents, to make all required inspections, and to inquire or seek explanation of the same prior to submission of a bid.

(b) State law, and, if the work is to be paid wholly or in part with Federal-aid funds, Federal law requires the bidder to make various certifications as a part of the proposal and contract. By execution and submission of the proposal, the bidder makes the certification contained therein. A false or fraudulent certification shall, in addition to all other remedies provided by law, be a breach of contract and may result in termination of the contract.

4. **AWARD CRITERIA AND REJECTION OF BIDS.** This contract will be awarded to the lowest responsive and responsible bidder considering conformity with the terms and conditions established by the Department in the rules, Invitation for Bids and contract documents. The issuance of plans and proposal forms for bidding based upon a prequalification rating shall not be the sole determinant of responsibility. The Department reserves the right to determine responsibility at the time of award, to reject any or all proposals, to readvertise the proposed improvement, and to waive technicalities.

By Order of the
Illinois Department of Transportation

Gary Hannig,
Acting Secretary

INDEX
 FOR
 SUPPLEMENTAL SPECIFICATIONS
 AND RECURRING SPECIAL PROVISIONS

Adopted January 1, 2009

This index contains a listing of SUPPLEMENTAL SPECIFICATIONS and frequently used RECURRING SPECIAL PROVISIONS.

ERRATA Standard Specifications for Road and Bridge Construction (Adopted 1-1-07) (Revised 1-1-09)

SUPPLEMENTAL SPECIFICATIONS

<u>Std. Spec. Sec.</u>	<u>Page No.</u>
201 Clearing, Tree Removal and Protection	1
205 Embankment	2
251 Mulch	3
253 Planting Woody Plants	4
280 Temporary Erosion Control	6
443 Reflective Crack Control Treatment	7
502 Excavation for Structures	10
503 Concrete Structures	11
504 Precast Concrete Structures	12
505 Steel Structures	13
540 Box Culverts	14
581 Waterproofing Membrane System	15
633 Removing and Reerecting Guardrail and Terminals	16
669 Removal and Disposal of Regulated Substances	17
672 Sealing Abandoned Water Wells	18
701 Work Zone Traffic Control and Protection	19
733 Overhead Sign Structures	20
783 Pavement Marking and Marker Removal	21
801 Electrical Requirements	22
805 Electrical Service Installation – Traffic Signals	23
836 Pole Foundation	24
838 Breakaway Devices	25
862 Uninterruptable Power Supply	26
873 Electric Cable	28
878 Traffic Signal Concrete Foundation	30
1004 Coarse Aggregates	31
1008 Structural Steel Coatings	32
1010 Finely Divided Materials	33
1020 Portland Cement Concrete	34
1022 Concrete Curing Materials	43
1024 Nonshrink Grout	44
1042 Precast Concrete Products	45
1062 Reflective Crack Control System	47
1069 Pole and Tower	49
1074 Control Equipment	52
1076 Wire and Cable	57
1081 Materials for Planting	58
1083 Elastomeric Bearings	60
1094 Overhead Sign Structures	61
1101 General Equipment	62
1102 Hot-Mix Asphalt Equipment	63
1106 Work Zone Traffic Control Devices	64

RECURRING SPECIAL PROVISIONS

The following RECURRING SPECIAL PROVISIONS indicated by an "X" are applicable to this contract and are included by reference:

<u>CHECK SHEET #</u>	<u>PAGE NO.</u>
1	65
2	67
3	68
4	78
5	83
6	88
7	89
8	90
9	91
10	94
11	97
12	99
13	103
14	105
15	106
16	108
17	109
18	111
19	112
20	113
21	117
22	119
23	121
24	123
25	124
26	125
27	126
28	127
29	128
30	129
31	137
32	149
33	150

TABLE OF CONTENTS

LOCATION OF PROJECT	1
DESCRIPTION OF PROJECT	1
MONTHLY LABOR SUMMARY AND ACTIVITY REPORTING SYSTEM	1
HOT-MIX ASPHALT SURFACE REMOVAL W/SKETCH OF ILLINOIS STANDARD W8-I106	4
OFFICE COPY MACHINE	6
TELEPHONE ANSWERING MACHINE	6
TRAFFIC CONTROL PLAN	7
TEMPORARY PAVEMENT MARKING FOR RAILROAD CROSSING	7
DETECTOR LOOP REPLACEMENT	7
WORK DURING PEAK HOURS	8
PAINT PAVEMENT MARKING CURB; PAINT PAVEMENT MARKING - RAISED MEDIAN	8
CONSTRUCTION AND MAINTENANCE SIGN SUPPORTS	9
DELAYED START OF MULTIPLE CONTRACTS	9
UNION PACIFIC RAILROAD MINIMUM CONSTRUCTION REQUIREMENTS	10
STATUS OF UTILITIES TO BE ADJUSTED	20
APPROVAL OF PROPOSED BORROW AREAS, USE AREAS, AND/OR WASTE AREAS INSIDE ILLINOIS STATE BORDERS (BDE)	22
CEMENT (BDE)	23
CONCRETE ADMIXTURES (BDE)	25
CONSTRUCTION AIR QUALITY - IDLING RESTRICTIONS (BDE)	28
DETERMINATION OF THICKNESS (BDE)	29
DISADVANTAGED BUSINESS ENTERPRISE PARTICIPATION (BDE)	40
ENGINEER'S FIELD OFFICE TYPE A (BDE)	47
EQUIPMENT RENTAL RATES (BDE)	49
FLAGGER AT SIDE ROADS AND ENTRANCES (BDE)	50
HOT-MIX ASPHALT - FIELD VOIDS IN THE MINERAL AGGREGATE (BDE)	51
HOT-MIX ASPHALT - PLANT TEST FREQUENCY (BDE)	52
HOT-MIX ASPHALT - TRANSPORTATION (BDE)	54
LIQUIDATED DAMAGES (BDE)	54
MULTILANE PAVEMENT PATCHING (BDE)	55
NATIONAL POLLUTANT DISCHARGE ELIMINATION SYSTEM / EROSION AND SEDIMENT CONTROL DEFICIENCY DEDUCTION (BDE)	55
PAVEMENT MARKING REMOVAL (BDE)	55
PAYMENTS TO SUBCONTRACTORS (BDE)	56
PAYROLLS AND PAYROLL RECORDS (BDE)	57
PERSONAL PROTECTIVE EQUIPMENT (BDE)	58
PLASTIC BLOCKOUTS FOR GUARDRAIL (BDE)	58
PUBLIC CONVENIENCE AND SAFETY (BDE)	58

RAILROAD PROTECTIVE LIABILITY INSURANCE (5 AND 10) (BDE)..... 59
RECLAIMED ASPHALT PAVEMENT (RAP) (BDE) 60
REFLECTIVE SHEETING ON CHANNELIZING DEVICES (BDE) 66
STEEL PLATE BEAM GUARDRAIL (BDE) 67
SUBCONTRACTOR MOBILIZATION PAYMENTS (BDE) 67
THERMOPLASTIC PAVEMENT MARKINGS (BDE) 68
WORKING DAYS (BDE) 69
BITUMINOUS MATERIALS COST ADJUSTMENTS (BDE) (RETURN FORM WITH BID)..... 69
FUEL COST ADJUSTMENT (BDE) (RETURN FORM WITH BID) 72

STATE OF ILLINOIS

SPECIAL PROVISIONS

The following Special Provisions supplement the "Standard Specifications for Road and Bridge Construction," adopted January 1, 2007, the latest edition of the "Manual on Uniform Traffic Control Devices for Streets and Highways," and the "Manual of Test Procedures for Materials" in effect on the date of invitation for bids, and the Supplemental Specifications and Recurring Special Provisions indicated on the Check Sheet included herein which apply to and govern the construction of FAP Route 312 (IL 3); Section 64-1RS-3; St. Clair County; Contract No. 76B61 and in case of conflict with any part or parts of said Specifications, the said Special Provisions shall take precedence and shall govern.

LOCATION OF PROJECT

IL 3 from I-70 Westbound ramp to 0.1 mile South of Ruby and UPRR to Stolle Road.

DESCRIPTION OF PROJECT

This project includes the furnishing of all labor, materials, and equipment required for surface removal and placement, pavement patching and pavement markings and all other items of work as shown on the plans and herein specified.

MONTHLY LABOR SUMMARY AND ACTIVITY REPORTING SYSTEM

Effective: 1-1-1995

Revised June 2001

I. Monthly Labor Summary Report, Form SBE 148

The prime contractor and each first and second tier sub-contractor, (hereinafter referred to as "subcontractor") shall submit a certified Monthly Labor Summary Report directly to the District Engineer.

This report is in lieu of submittal of the Monthly Workforce Analysis Report, Form SBE 956.

This report must be received in District Eight no later than the tenth day of the next month.

This Report shall be submitted by the prime contractor and each subcontractor, for each consecutive month, from the start, to the completion of their work on the contract.

The data source for this Report will be a summation of all personnel and hours worked on each subject contract for the month based on weekly payrolls for that month.

The Monthly Labor Summary Report is required to be submitted in one of the following formats:

a.) For contractors having IDOT contracts valued in the aggregate at \$250,000 or less, the report may be typed or clearly handwritten using Form SBE 148 for submittal to the District Engineer for District Eight.

b.) For contractors having IDOT contracts valued in the aggregate at more than \$250,000, the report must be submitted in a specific "Fixed Length Comma Delimited ASCII Text File Format". The subject file format is detailed on the next page. Submittal of this file may be by 3.5 inch disk, modem, or by e-mail.

II. Monthly Contract Activity Report, Form SBE 248

The prime contractor and each subcontractor shall submit a monthly report directly to the District Engineer reflecting their contract activity on all Illinois Department of Transportation contracts they have in force in District Eight.

This report shall be submitted for each consecutive month, from the start, to the completion of all contracts in District Eight.

The report must be received in the District Office no later than the tenth day of the next month.

Monthly Labor Summary and Activity Reporting System Codes and Formats

Indicated below for your reference are the Employee Codes and File Formats required for this system.

I.) Monthly Labor Summary Report, Form SBE 148

The following employee codes are to be used to identify each individual on the Summary Report:

1. **Gender:** **M** - Male **F** - Female

2. **Ethnic Group:** **1** - White **2** - Black **3** - Hispanic
 4 - American Indian/Alaskan Native **5** - Asian/Pacific Islander

3. **Work Classification:** **OF** - Official **SU** - Supervisor **FO** - Foremen
 CL - Clerical **CA** - Carpenter **EO** - Operator **ME** - Mechanic
 TD - Truck Driver **IW** - Ironworker **PA** - Painter **OT** - Other
 EL - Electrician **PP** - Pipefitter **TE** - Technical **LA** - Laborer
 CM - Cement Mason

4. **Employee Status:** **O** - Owner Operator **J** - Journeyman
 C - Company **A** - Apprentice **T** - Trainee

Specific "Fixed Length Comma Delimited ASCII File Format"

Order	Field Name	Type	Size
1	Contractor Number	A	4
2	Contractor Reference Number	A	6
3	Contract Number	A	5
4	Period (07/28/2000)	D	10
5	SSN (111-11-1111)	A	11
6	Name	A	40
7	Gender	A	1
8	Ethnic Group	A	1
9	Work Classification	A	1
10	Employee Status	A	1
11	Total Hours (000060.00)	N	10

File Name Conventions: (Contractor Number + Report Month/Year).Txt
 i.e. 20001298.Txt

II.) Monthly Contract Activity Report, Form SBE 248

The following activity codes are to be used to identify the contractor's contract status each month on the Monthly Activity Report, Form SBE 248:

- A. Contract Status: 1 - Not Started 2 - Active 3 - No Work
 4 - Suspended 5 - Complete

Failure to comply with this special provision may result in the withholding of payments to the contractor, and/or cancellation, termination, or suspension of the contract in whole or part.

Compliance with this Special Provision shall be considered incidental to the cost of the contract and no additional compensation will be allowed for any costs incurred.

All prime and subcontractors having contracts in the aggregate exceeding \$250,000 must provide a "Fixed Length Comma Delimited ASCII File" for approval prior to the start of construction.

This Special Provision must be included in each subcontract agreement.

The Department of Transportation is requesting disclosure of information necessary to accomplish the statutory purpose as outlined under 23CFR part 230 and 41CFR part 60.4 and the Illinois Human Rights Act. Disclosure of this information is REQUIRED. Failure to comply with this special provision may result in the withholding of payments to the contractor, and/or cancellation, termination, or suspension of the contract in whole or part.

Compliance with this Special Provision shall be considered incidental to the cost of the contract and no additional compensation will be allowed for any costs incurred.

This Special Provision must be included in each subcontract agreement.

HOT-MIX ASPHALT SURFACE REMOVAL W/SKETCH OF ILLINOIS STANDARD W8-I106

Effective: October 1, 1985

Revised: August 10, 2007

This work shall consist of removing bituminous surface to the limits specified on the plans according to Section 440 of the Standard Specifications except as herein modified.

The cuttings from the hot-mix asphalt surface removal shall become the property of the Contractor, unless otherwise noted in the General Notes, and their salvage value shall be reflected in the contract unit price for HOT-MIX ASPHALT SURFACE REMOVAL.

Concrete patches which have to be partially removed will be paid for as HOT-MIX ASPHALT SURFACE REMOVAL.

Manholes and valve vaults which are exposed by the hot-mix asphalt surface removal and transverse cuts at the end of the day which are more than 1/2 inch (12 mm) deep shall be tamped with a bituminous cold mix. The cost of this temporary taper shall be included in HOT-MIX ASPHALT SURFACE REMOVAL.

When the removal width of the machine is less than the width of the lane, the operations shall be planned such that after the hot-mix asphalt surface for a portion of the lane has been removed the remaining portion shall have been removed by the end of the day so that the two passes begin and terminate even with each other.

If the depth of removal is greater than 1/2 inch (12 mm), the removal shall be tapered at the terminating point at the end of each day's operation when the lane is open to traffic.

All materials, equipment, and labor necessary to complete the work and maintenance of the tapers as specified above will be included in the contract unit bid price for HOT-MIX ASPHALT SURFACE REMOVAL.

Where hot-mix asphalt surface removal has been performed and water would be pocketed on the pavement prior to resurfacing, the Contractor shall construct temporary ditches through the shoulder to permit drainage as directed by the Engineer. Where the existing shoulders are hot-mix asphalt, narrow strips of surface removal to permit drainage will be done only on the specific instructions from the Engineer. The Contractor shall repair the shoulder to its original condition after the resurfacing is completed.

After any hot-mix asphalt removal operation has been performed, the Contractor shall erect special "ROUGH GROOVED SURFACE" signs, as shown on the attached sheet, in advance of the construction zone in both directions, if applicable. In addition, these signs shall also be erected along major side streets in advance of the construction zone.

These signs shall remain in place until they are no longer applicable as determined by the Engineer. They shall then be removed by the Contractor and become his property.

The cost of furnishing, erecting, maintaining, and removing these signs will not be paid for separately, but shall be considered in the cost of the HOT-MIX ASPHALT SURFACE REMOVAL.

At the end of each day's work, temporary pavement marking line shall be in place on the planed surface in accordance with Section 703 of the Standard Specifications.

ILLINOIS STANDARD W8-I106



COLOR: LEGEND AND BORDER — BLACK NON-REFLECTORIZED
 BACKGROUND ——— ORANGE REFLECTORIZED

SIGN SIZE	DIMENSIONS							
	A	B	C	D	E	F	G	H
36X36	36.0	17.2	2.2	24.3	23.5	5.5	10.5	2.5
48X48	48.0	24.1	3.0	34.0	33.0	6.0	13.0	3.5

SIGN SIZE	SERIES			MAR- GIN	BOR- DER	BLANK STD.
	LINES					
	1	2	3			
36X36	5C	5C	5C	0.6	0.8	B4-36D
48X48	7C	7C	7C	0.8	1.2	B4-48D

All dimensions in inches.

OFFICE COPY MACHINE

Effective: January 1, 1987

Revised: November 1, 2006

The copier specified in Article 670.02 shall meet the following specifications:

- (1) Edge-to-edge copying.
- (2) Up to 11 in x 17 in (275 mm x 425 mm) size for copy-size capabilities.
- (3) A detachable platen cover in order to copy portions of large-bound documents.
- (4) A cabinet stand for the copier.

TELEPHONE ANSWERING MACHINE

Effective: January 11, 1990

Revised: November 1, 2006

The telephone answering machine specified in Article 670.02 shall meet the following minimum specifications:

- (1) Time/Day Indication - A computerized voice records the date and time that each message is received.
- (2) Beeperless Remote - Any remote touch-tone phone can be used to review all messages by the use of an access code.
- (3) Digital System - Pre-recorded and received messages are managed on separate cassettes.
- (4) Conversation Record - The operator can record any phone call.
- (5) Remote Turn-On - Any remote touch-tone phone can be used to turn on the answering machine by the use of an access code.
- (6) Full Message - The Caller is advised if the memory is insufficient to record the call.
- (7) Battery Back-Up - The settings and messages are protected from power failures.
- (8) Two-Line Capacity - Projects that have a second phone line through the provision of a 670.05 Engineer's Field Laboratory shall provide a single phone answering machine that services both lines.

Prior to the purchase of this item, the Contractor shall submit specifications for the proposed machine to the Engineer for his approval.

TRAFFIC CONTROL PLAN

Effective: July 12, 1993

Revised: May 12, 1997

Traffic control shall be in accordance with the applicable sections of the "Standard Specifications for Road and Bridge Construction", the applicable guidelines contained in the "National Manual on Uniform Traffic Control Devices for Streets and Highways", Illinois Supplement to the National Manual of Uniform Traffic Control Devices, these Special Provisions, and any special details and Highway Standards contained herein and in the plans.

Special attention is called to Articles 107.09 and 107.14 of the "Standard Specifications for Road and Bridge Construction and the following Highway Standards relating to traffic control:

701101	701426	701601	701602	701701	701901
780001	781001				

In addition, the following Special Provision(s) will also govern traffic control for this project:

- Work During Peak Hours
- Temporary Pavement Marking for Railroad Crossing
- Flaggers at Side Roads and Entrances
- Personal Protective Equipment

TEMPORARY PAVEMENT MARKING FOR RAILROAD CROSSING

The pavement marking treatment for the railroad crossing just South of the Monsanto intersection shall be marked according to the detail with temporary pavement marking at all times until permanent pavement markings are placed except diagonal stripes will be 8" at 8' centers. Temporary pavement marking on the completed surface course shall be marked according to the detail. This work will be paid for at the contract unit price per foot for TEMPORARY PAVEMENT MARKING – LINE of applied line width.

DETECTOR LOOP REPLACEMENT

This work shall consist of furnishing and installing a detector loop in the pavement in conformance with the requirements of plans, Sections 886 and 873 of the Standard Specifications, Standards 886001 and 886006, and as specified in this provision.

The proposed detector loop installation shall be "Type I" in accordance with Article 886.04(a) with the exception that the loop wires shall be held tightly in the bottom of the sawed slot by means of a plastic foam type material. The "backer rod" shall completely cover the wires and provide a barrier between the loop wires and the sealant. The depth of the sawed slot shall be as required to provide a minimum of one-inch clearance between the surface of the pavement and the top of the backer rod. When loops are placed in the binder course or base course of bituminous pavement and will be covered by an additional surface course, the clearance may be reduced to one-half inch.

Detector loop shall be placed in the pavement after milling and prior to resurfacing.

Each detector loop lead-in wires shall be installed in a separate existing conduit as shown in the plans. This conduit extends from the edge of the pavement to the nearest handhole.

At all locations where pavement joints that are not doweled or pavement separation cracks (including areas where bituminous pavement abuts concrete pavement) are encountered by the slots sawed for the placement of the detector loop or loop wires, a cored expansion hole shall be made per Standard 886001. The cored expansion holes are included in this pay item and no additional compensation will be made. The location of all detector loops shall be approved by the Engineer before any slots are sawed in the pavement.

After rotomilling the Engineer shall contact Bureau of Operations, I.D.O.T. to determine if the existing loop is operational. If the loop is damaged it shall be re-cut, reconnected, and fully operational within five (5) working days. The Contractor will be paid for the replaced detector loops only.

Detector loop shall be spliced into the existing loop lead-in cable in the handhole. The splices shall be made per Section 873 of the Standard Specifications. Conductors shall be spliced in a rigid mold. Rosin-core solder shall be used..

Locating underground cables will be paid for separately.

This work will be paid for at the contract unit price per foot of DETECTOR LOOP REPLACEMENT, measured along the sawed slot in the pavement containing the loop cable and lead-in wires, rather than the actual length of the wire, which price shall be payment in full for furnishing, installing and testing the detector loop complete in place.

WORK DURING PEAK HOURS

The Contractor shall have at least two (2) lanes of traffic open on IL 3 during peak hours in each direction. The Contractor will not be allowed to conduct any type of operation in the open lanes or any type of operation that would impede the flow of traffic during peak hours. Peak hours are defined as 6:00 a.m. to 9:00 a.m. for the north bound traffic and 3:00 p.m. to 6:00 p.m. for the south bound traffic. If the Contractor fails to have two (2) lanes of traffic open during the peak hours for the north or south bound traffic, a monetary penalty shall be assessed to the Contractor. The penalty shall be \$1000 for each 15 minute period or portion thereof during the peak hours.

PAINT PAVEMENT MARKING CURB; PAINT PAVEMENT MARKING - RAISED MEDIAN

This work shall be done in accordance with Section 780 of the Standard Specifications and in accordance with the typical for curb marking as found in the plans. The quantity in the plans is an estimate and only those curbs and medians designated by the Resident Engineer shall be painted. Painted curb will be paid for at the contract unit price per foot for PAINT PAVEMENT MARKING CURB and painted median will be paid for at the contract unit price per square foot for PAINT PAVEMENT MARKING – RAISED MEDIAN.

CONSTRUCTION AND MAINTENANCE SIGN SUPPORTS

Effective: April 21, 1981

Revised: November 1, 2006

This work shall be done according to Section 1106 of the Standard Specifications and Highway Standard 701901 except as herein modified.

All construction signs mounted on permanent support for use in temporary traffic control having an area of 10 square feet (1 square meter) or more shall be mounted on two 4 in x 4 in (100 mm x 100 mm) or two 4 in x 6 in (100 mm x 150 mm) wood posts.

Type A metal post (two for each sign) conforming to Article 1006.29 of the Standard Specifications may be used in lieu of wood posts. Type A metal posts used for these signs may be unfinished.

This work shall not be paid for separately; but shall be considered included in the cost of the traffic control items in this contract.

DELAYED START OF MULTIPLE CONTRACTS

Effective: November 1, 2001

Add the following after the first paragraph of Article 108.03 of the Standard Specifications:

“Contractors who are the apparent low bidders on multiple contracts in one letting, may submit a written request for waiver within 10 days after bid opening to each of the Regional Engineers in whose region the affected contract is located. The request shall include specific reasons for the delay in a contract prosecution coordination plan and a proposed progress schedule for each contract. Each Regional Engineer will schedule a meeting with the Contractor within 5 working days after receipt of the request for waiver. Schedules for the prosecution of each contract and exact starting dates, as well as dates for preconstruction conferences, for each contract shall be established. Consideration of waivers will not affect award decisions or the procedures followed to execute awarded contracts.

By submission of a delayed start plan, the Contractor understands and agrees that the granting of a delayed start shall not be reason for an extension of time to complete the contract, and that the decision to approve a waiver for any or all contracts will reside with the Department, whose decision will be final.

All delayed working day contracts shall be scheduled for completion, except for off-pavement and/or cleanup work, by November 25, 2009. However, upon starting a working day contract, working days will be charged according to Article 108.04 of the Standard Specifications until the contract is complete.

Completion date contracts will not be extended beyond the date included in the plans due to the granting of a request for delayed start.”

UNION PACIFIC RAILROAD MINIMUM CONSTRUCTION REQUIREMENTS

1.01 DESCRIPTION

This project includes construction work within the Right-of-Way and/or properties of the Union Pacific Railroad Company ("UPRR") and adjacent to tracks, wire lines and other facilities. This section describes the special minimum requirements for coordination with UPRR when work by the Contractor will be performed upon, over or under the UPRR Right-of-Way or may impact current or future UPRR operations. The Contractor will coordinate with UPRR while performing the work outlined in this Contract, and shall afford the same cooperation with UPRR as it does with the Agency. All submittals and work shall be completed in accordance with UPRR Guidelines and AREMA recommendations as modified by these minimum special requirements or as directed in writing by the UPRR Designated Representative.

For purposes of this project, the UPRR Designated Representative shall be the person or persons designated by the UPRR Manager of Industry and Public Projects to handle specific tasks related to the project.

1.02 DEFINITION OF AGENCY AND CONTRACTOR

As used in these UPRR requirements, the term "Agency" shall mean the State of Illinois, by and through its Department of Transportation.

As used in these UPRR requirements, the term "Contractor" shall mean the contractor or contractor's hired by the Agency to perform any project work on any portion of UPRR's property and shall also include the contractor's subcontractors and the contractor's and subcontractor's respective officer, agents and employees, and others acting under its or their authority.

1.03 UPRR CONTACTS

The primary UPRR point of contact for this project is:

Dave McKernan
Manager Industry and Public Projects
Union Pacific Railroad Company
100 North Broadway, Suite 1500
St. Louis, Missouri 63102
Phone: 314-331-0682
Fax: 402-501-2520

For UPRR flagging services and track work, contact:

Bill Brendel
Manager Track Maintenance
Union Pacific Railroad Company
3412 Carondelet Avenue
Dupou, Illinois 62239
Phone: 618-286-0048
Fax: 618-286-0481

1.04 REQUEST FOR INFORMATION / CLARIFICATION

All Requests for Information ("RFI") involving work within any UPRR Right-Of-Way shall be in accordance with the procedures listed elsewhere in these bid documents. All RFI's shall be submitted to the Engineer of Record. The Engineer of Record will submit the RFI to the UPRR Designated Representative for review and approval for corresponding to work within the UPRR Right-Of-Way. The Contractor shall allow four (4) weeks for the review and approval process by UPRR.

1.05 PLANS / SPECIFICATIONS

The plans and specifications for this project, affecting the UPRR, are subject to the written approval by the UPRR and changes in the plans may be required after award of the Contract. Such changes are subject to the approval of the Agency and the UPRR.

1.06 UTILITIES AND FIBER OPTICS

All installations shall be constructed in accordance with current AREMA recommendations and UPRR specifications and requirements. UPRR general guidelines and the required application forms for utility installations can be found on the UPRR website at www.uprr.com.

1.07 GENERAL

A. Contractor shall perform all work in compliance with all applicable UPRR and FRA rules and regulations. Contractor shall arrange and conduct all work in such manner and at such times as shall not endanger or interfere with the safe operation of the tracks and property of UPRR and the traffic moving on such tracks, or the wires, signals and other property of UPRR, its tenants or licensees, at or in the vicinity of the work. UPRR shall be reimbursed by Contractor or Agency for train delay costs and lost revenue claims due to any delays or interruption of train operations resulting from Contractor's construction work or other activities.

B. Construction activities will be permitted within 12 feet of the centerline of operational tracks only if absolutely necessary and UPRR's Designated Representative grants approval. Construction activities within 12 feet of the operational track(s) must allow the tracks to stay operational.

C. Track protection is required for all work equipment (including rubber tired equipment) operating within 25 feet from nearest rail.

D. The Contractor is also advised that new railroad facilities within the project may be built by UPRR and that certain Contractor's activities cannot proceed until that work is completed. The Contractor shall be aware of the limits of responsibilities and allow sufficient time in the schedule for that work to be accomplished and shall coordinate its efforts with the UPRR.

1.08 RAILROAD OPERATIONS

A. The Contractor shall be advised that trains and/or equipment are expected on any track, at any time, in either direction. Contractor shall become familiar with the train schedules in this location and structure its bid assuming intermittent track windows in this period, as defined in Paragraph B below.

B. All railroad tracks within and adjacent to the Contract Site are active, and rail traffic over these facilities shall be maintained throughout the Project. Activities may include both through moves and switching moves to local customers. Railroad traffic and operations will occur continuously throughout the day and night on these tracks and shall be maintained at all times as defined herein. The Contractor shall coordinate and schedule the work so that construction activities do not interfere with railroad operations.

C. Work windows for this Contract shall be coordinated with the Agency's and the UPRR's Designated Representatives. Types of work windows include Conditional Work Windows and Absolute Work Windows, as defined below:

1. Conditional Work Window: A Conditional Work Window is a period of time that railroad operations have priority over construction activities. When construction activities may occur on and adjacent to the railroad tracks within 25 feet of the nearest track, a UPRR flag person will be required. At the direction of the UPRR flag person, upon approach of a train, and when trains are present on the tracks, the tracks must be cleared (i.e., no construction equipment, materials or personnel within 25 feet, or as directed by the UPRR Designated Representative, from the tracks). Conditional Work Windows are available for the Project.
2. Absolute Work Window: An Absolute Work Window is a period of time that construction activities are given priority over railroad operations. During this time frame the designated railroad track(s) will be inactive for train movements and may be fouled by the Contractor. At the end of an Absolute Work Window the railroad tracks and/or signals must be completely operational for train operations and all UPRR, Public Utilities Commission (PUC) and Federal Railroad Administration (FRA) requirements, codes and regulations for operational tracks must be complied with. In the situation where the operating tracks and/or signals have been affected, the UPRR will perform inspections of the work prior to placing that track back into service. UPRR flag persons will be required for construction activities requiring an Absolute Work Window. **Absolute Work Windows will not generally be granted. Any request will require a detailed explanation for UPRR review.**

1.09 RIGHT OF ENTRY, ADVANCE NOTICE AND WORK STOPPAGES

A. Prior to beginning any work on or over the property of, or affecting the facilities of, the UPRR, the Contractor shall notify the primary railroad representative at least ten (10) working days in advance of such work and at least ten (10) working days in advance of proposed performance of any work by contractor in which any person or equipment will be within twenty-five (25) feet of any track or will be near enough to any track that any equipment extension (such as, but not limited to, a crane boom) will reach within twenty-five (25) feet of any track. If the contractor will be on UPRR property outside the limits of the State's easements, Contractor shall enter into an agreement with the UPRR in the form of the "Contractor's Right of Entry Agreement", attached as **EXHIBIT 5**, or latest version thereof provided by the UPRR. There is a fee for processing of the agreement. This cost shall be borne by the Contractor. Contractor shall submit a copy of the executed agreement and the insurance policies, binders, certificates and endorsements set forth therein to the Agency prior to commencing work on UPRR property. The right of entry agreement shall specify working time frames, flagging and inspection requirements, and any other items specified by the UPRR.

B. The Contractor shall give the advance notice to the UPRR as required above before commencing work in connection with construction upon or over UPRR's Right-of-Way and shall observe UPRR's rules and regulations with respect thereto.

C. All work upon UPRR's Right-of-Way shall be done at such times and in such manner so as not to interfere with or endanger the operations of UPRR. Whenever work may affect the operations or safety of trains, the method of doing such work shall first be submitted to UPRR's Designated Representative for approval, but such approval shall not relieve the Contractor from liability. Any work to be performed by the Contractor, which requires flagging and/or inspection service, shall be deferred until the flagging protection required by UPRR is available at the job site. See Section 1.24 for railroad flagging requirements.

D. The Contractor shall make requests in writing for both Absolute and Conditional Work Windows, at least two weeks in advance of any work. The written request must include:

1. Exactly what the work entails.
2. The days and hours that work will be performed.
3. The exact location of work, and proximity to the tracks.
4. The type of window requested and the amount of time requested.
5. The designated contact person.

The Contractor shall provide a written confirmation notice to the UPRR at least 48 hours before commencing work in connection with approved work windows when work will be performed within **25 feet of any track center line**. All work shall be performed in accordance with previously approved work plans.

E. Should a condition arising from, or in connection with the work, require that immediate and unusual provisions be made to protect operations and property of UPRR, the Contractor shall make such provisions. If in the judgment of UPRR's Designated

Representative such provisions are insufficient, the UPRR's Designated Representative may require or provide such provisions as deemed necessary. In any event, such provisions shall be at the Contractor's expense and without cost to the UPRR. UPRR or the Agency shall have the right to order Contractor to temporarily cease operations in the event of an emergency or, if in the opinion of the UPRR's Designated Representative, the Contractor's operations could endanger UPRR's operations. In the event such an order is given, Contractor shall immediately notify the Agency of the order.

1.10 INSURANCE

Contractor shall not begin work upon or over UPRR's Right-of-Way until UPRR has been furnished the insurance policies, binders, certificates, and endorsements required by the Right-of-Entry Agreement and UPRR's Designated Representative has advised the Agency that such insurance is in accordance with the Agreement. The required insurance shall be kept in full force and effect during the performance of work and thereafter until Contractor removes all tools, equipment, and material from UPRR's property and cleans the premises in a manner reasonably satisfactory to UPRR.

1.11 RAILROAD SAFETY ORIENTATION

All personnel employed by the Contractor and all subcontractors must complete the UPRR course "Orientation for Contractor's Safety", and be registered prior to working on UPRR property. This orientation is available at www.contractororientation.com. This course is required to be completed annually.

1.12 COOPERATION

UPRR will cooperate with Contractor so that work may be conducted in an efficient manner, and will cooperate with Contractor in enabling use of UPRR's right-of-way in performing the work.

1.13 MINIMUM CONSTRUCTION CLEARANCES FOR FALSEWORK AND OTHER TEMPORARY STRUCTURES

The Contractor shall abide by the following minimum temporary clearances during the course of construction:

12' – 0" horizontal from centerline of track
21' – 6" vertically above top of rail.

For construction clearance less than listed above, local Operating Unit review and approval is required.

1.14 APPROVAL OF REDUCED CLEARANCES

A. The minimum track clearances to be maintained by the Contractor during construction are specified in Section 3.07 herein.

B. Any proposed infringement on the specified minimum clearances due to the Contractor's operations shall be submitted to UPRR's Designated Representative through the Agency at least 30 days in advance of the work and shall not be undertaken until approved in writing by the UPRR's Designated Representative.

C. No work shall commence until the Contractor receives in writing assurance from UPRR's Designated Representative that arrangements have been made for flagging service, as may be necessary and receives permission from UPRR's Designated Representative to proceed with the work.

1.15 CONSTRUCTION AND AS-BUILT SUBMITTALS

A. Submittals are required for construction materials and procedures as outlined below. The submittals shall include all review comments from the Agency and the Engineer of Record. All design submittals shall be stamped and signed by a Professional Engineer registered in the State of Illinois.

B. The tables below provide UPRR's minimum submittal requirements for the construction items noted. Submittal requirements are in addition to those specified elsewhere in these bid documents. The minimum review times indicated below represent UPRR's requirements only. The Contractor shall allow additional time for the Agency's review time as stated elsewhere in these bid documents.

C. Submittals shall be made by the Agency to the UPRR Manager of Industry and Public Projects unless otherwise directed by the Railroad. Items in Table 1 shall be submitted for both railroad overpass and underpass projects, as applicable. Items in Table 2 shall be submitted for railroad underpass projects only.

TABLE 1

ITEM	DESCRIPTION	SETS REQD.	UPRR's Minimum Review Time
1	Shoring design and details	4	4 weeks
2	Falsework design and details	4	4 weeks
3	Drainage design provisions	4	4 weeks
4	Erection diagrams and sequence	4	4 weeks
5	Demolition diagram and sequence	4	4 weeks

Prior to or during construction of railroad underpass structures, the UPRR requires the review of drawings, reports, test data and material data sheets to determine compliance with the specifications. Product information for items noted in Table 2 be submitted to UPRR's Designated Representative through the Agency for their own review and approval of the material. The signed submittal and the Agency's review comments will be reviewed by UPRR or their consultant. If a consultant performs the reviews, the consultant may reply directly to the Agency or its Designated Representative after consultation with UPRR. Review of the submittals will not be conducted until after review by the Agency or its Designated Representative. Review of the submittal items will require a minimum of four (4) weeks after receipt from the Agency.

TABLE 2

ITEM	DESCRIPTION	SETS REQD.	NOTES
1	Shop drawings	4	Steel and Concrete members
2	Bearings	4	For entire structures
3	Concrete Mix Designs	4	For entire structures
4	Rebar & Strand certifications	4	For superstructure only
5	28 day concrete strength	4	For superstructure only
6	Waterproofing material certifications and installation procedure	4	Waterproofing & protective boards
7	Structural steel certifications	4	All fracture critical members & other members requiring improved notch toughness
8	Fabrication and Test reports	4	All fracture critical members & other members requiring improved notch toughness
9	Welding Procedures and Welder Certification	4	AWS requirements
10	Foundation Construction Reports	4	Pile driving, drilled shaft construction, bearing pressure test reports for spread footings
11	Compaction testing reports for backfill at abutments	4	Must meet 95% maximum dry density, Modified Proctor ASTM D1557

D. As-Built Records shall be submitted to the UPRR within 60 days of completion of the structures. These records shall consist of the following items:

Overpass Projects

1. Electronic files of all structure design drawings with as-constructed modifications shown, in Microstation J or Acrobat .PDF format.
2. Hard copies of all structure design drawings with as-constructed modifications shown.

Underpass Projects

1. Electronic files of all structure design drawings with as-constructed modifications shown, in Microstation J or Acrobat .PDF format.
2. Hard copies of all structure design drawings with as-constructed modifications shown.

3. Final approved copies of shop drawings for concrete and steel members.
4. Foundation Construction Reports
5. Compaction testing reports for backfill at abutments

1.16 APPROVAL OF DETAILS

The details of the construction affecting the UPRR tracks and property not already included in the Contract Plans shall be submitted to UPRR's Designated Representative through the Agency for UPRR's review and written approval before such work is undertaken. Review and approval of these submittals will require a minimum of four (4) weeks in addition to the Agency's review time as stated elsewhere in these bid documents.

1.17 MAINTENANCE OF RAILROAD FACILITIES

A. The Contractor shall be required to maintain all ditches and drainage structures free of silt or other obstructions which may result from Contractor's operations; to promptly repair eroded areas within UPRR's right of way and to repair any other damage to the property of UPRR, or its tenants.

B. All such maintenance and repair of damages due to the Contractor's operations shall be done at the Contractor's expense.

C. The Contractor must submit a proposed method of erosion control and have the method reviewed by the UPRR prior to beginning any grading on the Project Site. Erosion control methods must comply with all applicable local, state, and federal regulations.

1.18 SITE INSPECTIONS BY UPRR'S DESIGNATED REPRESENTATIVE

A. In addition to the office reviews of construction submittals, site inspections may be performed by UPRR's Designated Representative at significant points during construction, including but not limited to the following:

1. Preconstruction meetings.
2. Pile driving, drilling of caissons or drilled shafts.
3. Reinforcement and concrete placement for railroad bridge substructure and/or superstructure.
4. Erection of precast concrete or steel bridge superstructure.
5. Placement of waterproofing (prior to placing ballast on bridge deck).
6. Completion of the bridge structure.

B. Site inspection is not limited to the milestone events listed above. Site visits to check progress of the work may be performed at any time throughout the construction as deemed necessary by UPRR.

C. A detailed construction schedule, including the proposed temporary horizontal and vertical clearances and construction sequence for all work to be performed, shall be provided to the Agency for submittal to UPRR's Designated Representative for review prior to commencement of work. This schedule shall also include the anticipated dates when the above listed events will occur. This schedule shall be updated for the above listed events as necessary, but at least monthly so that site visits may be scheduled.

1.19 UPRR REPRESENTATIVES

A. UPRR representatives, conductors, flag person or watch person will be provided by UPRR at expense of the Agency or Contractor (as stated elsewhere in these bid documents) to protect UPRR facilities, property and movements of its trains or engines. In general, UPRR will furnish such personnel or other protective services as follows:

1. When any part of any equipment is standing or being operated within 25 feet, measured horizontally, from centerline of any track on which trains may operate, or when any object is off the ground and any dimension thereof could extend inside the 25 foot limit, or when any erection or construction activities are in progress within such limits, regardless of elevation above or below track.
2. For any excavation below elevation of track subgrade if, in the opinion of UPRR's Designated Representative, track or other UPRR facilities may be subject to settlement or movement.
3. During any clearing, grubbing, excavation or grading in proximity to UPRR facilities, which, in the opinion of UPRR's Designated Representative, may endanger UPRR facilities or operations.
4. During any contractor's operations when, in the opinion of UPRR's Designated Representative, UPRR facilities, including, but not limited to, tracks, buildings, signals, wire lines, or pipe lines, may be endangered.
5. The Contractor shall arrange with the UPRR Designated Representative to provide the adequate number of flag persons to accomplish the work.

1.20 WALKWAYS REQUIRED

Along the outer side of each exterior track of multiple operated track, and on each side of single operated track, an unobstructed continuous space suitable for trainman's use in walking along trains, extending to a line not less than twelve feet (12') from centerline of track, shall be maintained. Any temporary impediments to walkways and track drainage encroachments or obstructions allowed during work hours while UPRR's flagman service is provided shall be removed before the close of each work day. Walkways with railings shall be constructed by Contractor over open excavation areas when in close proximity of track, and railings shall not be closer than 8' – 6" horizontally from center line of tangent track or 9' – 6" horizontally from centerline of curved track.

1.21 COMMUNICATIONS AND SIGNAL LINES

If required, UPRR will rearrange its communications and signal lines, its grade crossing warning devices, train signals and tracks, and facilities that are in use and maintained by UPRR's forces in connection with its operation at expense of the Agency. This work by UPRR will be done by its own forces and it is not a part of the Work under this Contract.

1.22 TRAFFIC CONTROL

Contractor's operations that control traffic across or around UPRR facilities shall be coordinated with and approved by the UPRR's Designated Representative.

1.23 CONSTRUCTION EXCAVATIONS

A. The Contractor shall be required to take special precaution and care in connection with excavating and shoring. Excavations for construction of footings, piers, columns, walls, or other facilities that require shoring shall comply with requirements of OSHA, AREMA and UPRR "Guidelines for Temporary Shoring".

B. The Contractor shall contact UPRR's "Call Before Your Dig" at least 48 hours prior to commencing work at 1-800-336-9193 during normal business hours (6:30 a.m. to 8:00 p.m. central time, Monday through Friday, except holidays - also a 24 hour, 7 day a week number for emergency calls) to determine location of fiber optics. If a telecommunications system is buried anywhere on or near UPRR property, the Contractor will co-ordinate with UPRR and the Telecommunication Company(ies) to arrange for relocation or other protection of the system prior to beginning any work on or near UPRR property.

1.24 RAILROAD FLAGGING

Performance of any work by the Contractor in which person(s) or equipment will be within twenty-five (25) feet of any track, or will be near enough to any track that any equipment extension (such as, but not limited to, a crane boom) will reach within twenty-five (25) feet of any track, may require railroad flagging services or other protective measures. Contractor shall give the advance notice to the UPRR as required in Section 1.09 above before commencing any such work, so that the UPRR may determine the need for flagging or other protective measures to ensure the safety of the railroad's operations. Contractor must provide Railroad a minimum of five (5) days notice prior to the cessation of the need for a flagman. If five (5) days notice of cessation is not given, Contractor will still be required to pay flagging charges for the five (5) day notice period required by union agreement to be given to the employee, even though flagging is not required for that period. An additional ten (10) days notice must then be given to Railroad if flagging services are needed again after such five day cessation notice has been given to Railroad. Contractor shall comply with all other requirements regarding flagging services as specified by the UPRR. Any costs associated with failure to abide by these requirements will be borne by the Contractor.

The UPRR shall invoice the Agency directly for flagging services as outlined in this agreement.

1.25 CLEANING OF RIGHT-OF-WAY

Contractor shall, upon completion of the work to be performed by Contractor upon the premises, over or beneath the tracks of UPRR, promptly remove from the Right-of-Way of UPRR all of Contractor's tools, implements, and other materials whether brought upon the Right-of-Way by Contractor or any subcontractors, employee or agent of Contractor or of any subcontractor, and leave the Right-of-Way in a clean and presentable condition to satisfaction of UPRR.

STATUS OF UTILITIES TO BE ADJUSTED

STATUS OF UTILITIES TO BE ADJUSTED

NAME AND ADDRESS OF UTILITY	TYPE	LOCATION	ESTIMATED DATE RELOCATION COMPLETED
City of East St. Louis 613 North 20 th Street East St. Louis, IL 62205 Contact: Mr. Jesse Walker Phone: (618) 482-6737	Water & Sanitary Sewer	A total of 19 water valves and 10 manholes need to be adjusted through out the limits of the project.	To be adjusted in coordination with Construction.
Explorer Pipeline Company Wood River Area Office 1355 Robbins Road Hartford, IL 62048 Contact: Mr. Marty Manning Phone: (618) 251-0262	Pipeline	No adjustments anticipated.	N/A
ExxonMobil Pipeline Company 8328 U.S. Highway 51 Patoka, IL 62875 Contact: Mr. Paul Wollerman Phone: (618) 432-5646 Ext. 18	Pipeline	No adjustments anticipated.	N/A
Harrisonville Telephone Company 213 S. Main Street P.O. Box 149 Waterloo, IL 62298-0149 Contact: Mr. Thomas Schrieber Phone: (618) 939-9256	Communications	No adjustments anticipated.	N/A
Illinois American Water Company 100 N. Water Works Drive P.O. Box 24040 Belleville, IL 62223-9040 Contact: Mr. Grant Evitts Phone: (618) 239-3250	Water	No adjustments anticipated.	N/A

Laclede Pipeline Company 3950 Forest Park Boulevard St. Louis, MO 63108 Contact: Mr. Gary Drikow Phone: (314) 658-5417	Pipeline	No adjustment anticipated.	N/A
MCI Network Services, Inc. 730 West Henry Street Indianapolis, IN 46225 Contact: Mr. Chris Fowler Phone: (317) 685-8050	Communications	No adjustments anticipated.	N/A
360network (USA) Inc. c/o LTS Infrastructure Services, LLC 9330 Corporate Drive Suite 407 Selma, TX 78154 Contact: Mr. Allen Hemrich Phone: (210) 651-9901	Communications	No adjustments anticipated.	N/A
Prairie Du Pont Public Water R.R. #1 P.O. Box 358 East Carondelet, IL 62240 Contact: Mr. Don Ferris Phone: (618) 632-0354	Water	No adjustments anticipated.	N/A
AT&T Illinois 2501 N. Center Maryville, IL 62062 Contact: Mr. Ricci Wittman Phone: (618) 346-7988	Communications	No adjustments anticipated.	N/A
American Bottoms Regional Wastewater Treatment Facility One American Bottoms Road Sauget, IL 62201-1075 Contact: Mr. George Schillinger Phone: (618) 337-1710	Sanitary Sewer	No adjustments anticipated.	N/A
AmerenIP 1050 West Boulevard P.O. Box 428 Belleville, IL 62222-0428 Contact: Mr. Kelly Bauza Phone: (618) 236-4309	Gas & Electric	No adjustments anticipated.	N/A
AmerenUE 1901 Chouteau Avenue St. Louis, MO 63103 Contact: Mr. Douglas Brown Phone: (314) 554-2105	Electric	No adjustments anticipated.	N/A
Buckeye Partners L.P.—Wood River Pipeline 220 E. Hawthorne Street Hartford, IL 62048 Contact: Mr. James Johnson Phone: (618) 254-2915	Pipeline	No adjustments anticipated.	N/A

Village of Cahokia 103 Main Street Cahokia, IL 62206 Contact: Mr. Frank Bergman Phone: (618) 337-9510	Sanitary Sewer	No adjustments anticipated.	N/A
CenterPoint Energy 4500 W. 61 st Street Little Rock, AR 72209 Contact: Mr. Rick Hardester Phone: (501) 377-4614	Pipeline	No adjustments anticipated.	N/A
Charter Communications, Inc. 941 Charter Commons Town & Country, MO 63017 Contact: Ms. Sara Bishop Phone: (636) 387-6633	Communications	No adjustments anticipated.	N/A
City of Columbia 208 South Rapp Avenue P.O. Box 467 Columbia, IL 62236 Contact: Mr. Ron Williams Phone: (618) 281-7144	Water & Sanitary Sewer	No adjustments anticipated.	N/A
Village of Cahokia 103 Main Street Cahokia, IL 62206 Contact: Mr. Frank Bergman Phone: (618) 337-9510	Water	No adjustments anticipated .	N/A
Conoco Phillips Pipe Line Company IL-IN District Office 3300 Mississippi Avenue Cahokia, IL 62206-1048 Contact: Mr. Charles Eickele Phone: (618) 337-6066 Ext. 107	Pipeline	No adjustments anticipated.	N/A

The above represents the best information of the Department and is only included for the convenience of the bidder. The applicable provisions of Section 102 and Articles 105.07 and 107.20 of the Standard Specifications for Road and Bridge Construction shall apply.

If any utility adjustment or removal has not been completed when required by the Contractor's operation, the Contractor should notify the Engineer in writing. A request for an extension of time will be considered to the extent the Contractor's operations were affected.

APPROVAL OF PROPOSED BORROW AREAS, USE AREAS, AND/OR WASTE AREAS INSIDE ILLINOIS STATE BORDERS (BDE)

Effective: November 1, 2008

Revise the title of Article 107.22 of the Standard Specifications to read:

“107.22 Approval of Proposed Borrow Areas, Use Areas, and/or Waste Areas Inside Illinois State Borders.”

Add the following sentence to the end of the first paragraph of Article 107.22 of the Standard Specifications:

“Proposed borrow areas, use areas, and/or waste areas outside of Illinois shall comply with Article 107.01.”

CEMENT (BDE)

Effective: January 1, 2007

Revised: April 1, 2009

Revise Section 1001 of the Standard Specifications to read:

“SECTION 1001. CEMENT

1001.01 Cement Types. Cement shall be according to the following.

- (a) Portland Cement. Acceptance of portland cement shall be according to the current Bureau of Materials and Physical Research’s Policy Memorandum, “Portland or Blended Cement Acceptance Procedure for Qualified and Non-Qualified Plants”.

Portland cement shall be according to ASTM C 150, and shall meet the standard physical and chemical requirements. Type I or Type II may be used for cast-in-place, precast, and precast prestressed concrete. Type III may be used according to Article 1020.04, or when approved by the Engineer. All other cements referenced in ASTM C 150 may be used when approved by the Engineer.

The total of all organic processing additions shall be a maximum of 1.0 percent by weight (mass) of the cement. The total of all inorganic processing additions shall be a maximum of 4.0 percent by weight (mass) of the cement. However, a cement kiln dust inorganic processing addition shall be limited to a maximum of 1.0 percent. Organic processing additions shall be limited to grinding aids that improve the flowability of cement, reduce pack set, and improve grinding efficiency. Inorganic processing additions shall be limited to granulated blast-furnace slag according to the chemical requirements of AASHTO M 302, Class C fly ash according to the chemical requirements of AASHTO M 295, and cement kiln dust.

- (b) Portland-Pozzolan Cement. Acceptance of portland-pozzolan cement shall be according to the current Bureau of Materials and Physical Research’s Policy Memorandum, “Portland or Blended Cement Acceptance Procedure for Qualified and Non-Qualified Plants”.

Portland-pozzolan cement shall be according to ASTM C 595 and shall meet the standard physical and chemical requirements. Type IP may be used for cast-in-place, precast, and precast prestressed concrete, except when Class PP concrete is used. The pozzolan constituent for Type IP shall be a maximum of 21 percent of the weight (mass) of the portland-pozzolan cement.

For cast-in-place construction, portland-pozzolan cement shall not be used in concrete mixtures when the air temperature is below 40 °F (4 °C) without permission of the

Engineer. If permission is given, the mix design strength requirement may require the Contractor to increase the cement or eliminate the cement factor reduction for a water-reducing or high range water-reducing admixture which is permitted according to Article 1020.05(b).

The total of all organic processing additions shall be a maximum of 1.0 percent by weight (mass) of the cement. Organic processing additions shall be limited to grinding aids as defined in (a) above. Inorganic processing additions shall be limited to cement kiln dust at a maximum of 1.0 percent.

- (c) Portland Blast-Furnace Slag Cement. Acceptance of portland blast-furnace slag cement shall be according to the current Bureau of Materials and Physical Research's Policy Memorandum, "Portland or Blended Cement Acceptance Procedure for Qualified and Non-Qualified Plants".

Portland blast-furnace slag cement shall be according to ASTM C 595 and shall meet the standard physical and chemical requirements. Type IS portland blast-furnace slag cement may be used for cast-in-place, precast, and precast prestressed concrete, except when Class PP concrete is used. The blast-furnace slag constituent for Type IS shall be a maximum of 25 percent of the weight (mass) of the portland blast-furnace slag cement.

For cast-in-place construction, portland blast-furnace slag cement shall not be used in concrete mixtures when the air temperature is below 40 °F (4 °C) without permission of the Engineer. If permission is given, the mix design strength requirement may require the Contractor to increase the cement or eliminate the cement factor reduction for a water-reducing or high range water-reducing admixture which is permitted according to Article 1020.05(b).

The total of all organic processing additions shall be a maximum of 1.0 percent by weight (mass) of the cement. Organic processing additions shall be limited to grinding aids as defined in (a) above. Inorganic processing additions shall be limited to cement kiln dust at a maximum of 1.0 percent.

- (d) Rapid Hardening Cement. Rapid hardening cement shall be used according to Article 1020.04 or when approved by the Engineer. The cement shall be on the Department's current "Approved List of Packaged, Dry, Rapid Hardening Cementitious Materials for Concrete Repairs", and shall be according to the following.

- (1) The cement shall have a maximum final set of 25 minutes, according to Illinois Modified ASTM C 191.
- (2) The cement shall have a minimum compressive strength of 2000 psi (13,800 kPa) at 3.0 hours, 3200 psi (22,100 kPa) at 6.0 hours, and 4000 psi (27,600 kPa) at 24.0 hours, according to Illinois Modified ASTM C 109.
- (3) The cement shall have a maximum drying shrinkage of 0.050 percent at seven days, according to Illinois Modified ASTM C 596.

(4) The cement shall have a maximum expansion of 0.020 percent at 14 days, according to Illinois Modified ASTM C 1038.

(5) The cement shall have a minimum 80 percent relative dynamic modulus of elasticity; and shall not have a weight (mass) gain in excess of 0.15 percent or a weight (mass) loss in excess of 1.0 percent, after 100 cycles, according to AASHTO T 161, Procedure B.

(e) Calcium Aluminate Cement. Calcium aluminate cement shall be used only where specified by the Engineer. The cement shall meet the standard physical requirements for Type I cement according to ASTM C 150, except the time of setting shall not apply. The chemical requirements shall be determined according to ASTM C 114 and shall be as follows: minimum 38 percent aluminum oxide (Al_2O_3), maximum 42 percent calcium oxide (CaO), maximum 1 percent magnesium oxide (MgO), maximum 0.4 percent sulfur trioxide (SO_3), maximum 1 percent loss on ignition, and maximum 3.5 percent insoluble residue.

1001.02 Uniformity of Color. Cement contained in single loads or in shipments of several loads to the same project shall not have visible differences in color.

1001.03 Mixing Brands and Types. Different brands or different types of cement from the same manufacturing plant, or the same brand or type from different plants shall not be mixed or used alternately in the same item of construction unless approved by the Engineer.

1001.04 Storage. Cement shall be stored and protected against damage, such as dampness which may cause partial set or hardened lumps. Different brands or different types of cement from the same manufacturing plant, or the same brand or type from different plants shall be kept separate.”

CONCRETE ADMIXTURES (BDE)

Effective: January 1, 2003

Revised: April 1, 2009

Replace the first paragraph of Article 1020.05(b) of the Standard Specifications to read:

“(b) Admixtures. The use of admixtures to increase the workability or to accelerate the hardening of the concrete will be permitted when approved by the Engineer. Admixture dosages shall result in the mixture meeting the specified plastic and hardened properties. The Department will maintain an Approved List of Corrosion Inhibitors. Corrosion inhibitor dosage rates shall be according to Article 1020.05(b)(12). The Department will also maintain an Approved List of Concrete Admixtures, and an admixture technical representative shall be consulted when determining an admixture dosage from this list. The dosage shall be within the range indicated on the approved list unless the influence by other admixtures, jobsite conditions (such as a very short haul time), or other circumstances warrant a dosage outside the range. The Engineer shall be notified when a dosage is proposed outside the range. To determine an admixture dosage, air temperature, concrete temperature, cement source and quantity, finely divided mineral sources(s) and quantity, influence of other admixtures, haul time,

placement conditions, and other factors as appropriate shall be considered. The Engineer may request the Contractor to have a batch of concrete mixed in the lab or field to verify the admixture dosage is correct. An admixture dosage or combination of admixture dosages shall not delay the initial set of concrete by more than one hour. When a retarding admixture is required or appropriate for a bridge deck or bridge deck overlay pour, the initial set time shall be delayed until the deflections due to the concrete dead load are no longer a concern for inducing cracks in the completed work. However, a retarding admixture shall not be used to further extend the pour time and justify the alteration of a bridge deck pour sequence.

When determining water in admixtures for water/cement ratio, the Contractor shall calculate 70 percent of the admixture dosage as water, except a value of 50 percent shall be used for a latex admixture used in bridge deck latex concrete overlays.”

Revise Section 1021 of the Standard Specifications to read:

“SECTION 1021. CONCRETE ADMIXTURES

1021.01 General. Admixtures shall be furnished in liquid form ready for use. The admixtures shall be delivered in the manufacturer's original containers, bulk tank trucks or such containers or tanks as are acceptable to the Engineer. Delivery shall be accompanied by a ticket which clearly identifies the manufacturer and trade name of the material. Containers shall be readily identifiable as to manufacturer and trade name of the material they contain.

Corrosion inhibitors will be maintained on the Department's Approved List of Corrosion Inhibitors. All other concrete admixture products will be maintained on the Department's Approved List of Concrete Admixtures. For the admixture submittal, a report prepared by an independent laboratory accredited by the AASHTO Materials Reference Laboratory (AMRL) for Portland Cement Concrete shall be provided. The report shall show the results of physical tests conducted no more than five years prior to the time of submittal, according to applicable specifications. However, for corrosion inhibitors the ASTM G 109 test information specified in ASTM C 1582 is not required to be from an independent lab. All other information in ASTM C 1582 shall be from an independent lab.

Tests shall be conducted using materials and methods specified on a "test" concrete and a "reference" concrete, together with a certification that no changes have been made in the formulation of the material since the performance of the tests. Per the manufacturer's option, the cement content for all required tests shall either be according to applicable specifications or 5.65 cwt/cu yd (335 kg/cu m). Compressive strength test results for six months and one year will not be required.

Prior to the approval of an admixture, the Engineer reserves the right to request a sample for testing. The test and reference concrete mixtures tested by the Engineer will contain a cement content of 5.65 cwt/cu yd (335 kg/cu m). For freeze-thaw testing, the Department will perform the test according to AASHTO T 161, Procedure B. The flexural strength test will be performed according to AASHTO T 177. If the Engineer decides to test the admixture, the manufacturer shall submit AASHTO T 197 water content and set time test results on the standard cement used by the Department. The test and reference concrete mixture shall

contain a cement content of 5.65 cwt/cu yd (335 kg/cu m). The manufacturer may select their lab or an independent lab to perform this testing. The laboratory is not required to be accredited by AASHTO.

The manufacturer shall include in the submittal the following admixture information: the manufacturing range for specific gravity, the midpoint and manufacturing range for residue by oven drying, and the manufacturing range for pH. The submittal shall also include an infrared spectrophotometer trace no more than five years old.

For air-entraining admixtures according to Article 1021.02, the specific gravity allowable manufacturing range shall be established by the manufacturer and the test method shall be according to ASTM C 494. For residue by oven drying and pH, the allowable manufacturing range and test methods shall be according to ASTM C 260.

For admixtures according to Articles 1021.03, 1021.04, 1021.05, 1021.06, and 1021.07, the pH allowable manufacturing range shall be established by the manufacturer and the test method shall be according to ASTM E 70. For specific gravity and residue by oven drying, the allowable manufacturing range and test methods shall be according to ASTM C 494.

When test results are more than seven years old, the manufacturer shall re-submit the infrared spectrophotometer trace and the report prepared by an independent laboratory accredited by AASHTO.

All admixtures, except chloride-based accelerators, shall contain a maximum of 0.3 percent chloride by weight (mass).

Random field samples may be taken by the Department to verify an admixture meets specification. A split sample will be provided to the manufacturer if requested. Admixtures that do not meet specification requirements or an allowable manufacturing range established by the manufacturer shall be replaced with new material.

1021.02 Air-Entraining Admixtures. Air-entraining admixtures shall be according to AASHTO M 154.

1021.03 Retarding and Water-Reducing Admixtures. The admixture shall be according to the following.

- (a) The retarding admixture shall be according to AASHTO M 194, Type B (retarding) or Type D (water-reducing and retarding).
- (b) The water-reducing admixture shall be according to AASHTO M 194, Type A.
- (c) The high range water-reducing admixture shall be according to AASHTO M 194, Type F (high range water-reducing) or Type G (high range water-reducing and retarding).

1021.04 Accelerating Admixtures. The admixture shall be according to AASHTO M 194, Type C (accelerating) or Type E (water reducing and accelerating).

1021.05 Self-Consolidating Admixtures. The self-consolidating admixture system shall consist of either a high range water-reducing admixture only or a high range water-reducing admixture combined with a separate viscosity modifying admixture. The one or two component admixture system shall be capable of producing a concrete mixture that can flow around reinforcement and consolidate under its own weight without additional effort and without segregation.

The high range water-reducing admixture shall be according to AASHTO M 194, Type F.

The viscosity modifying admixture shall be according to ASTM C 494, Type S (specific performance).

1021.06 Rheology-Controlling Admixture. The rheology-controlling admixture shall be capable of producing a concrete mixture with a lower yield stress that will consolidate easier for slipform applications used by the Contractor. The rheology-controlling admixture shall be according to ASTM C 494, Type S (specific performance).

1021.07 Corrosion Inhibitor. The corrosion inhibitor shall be according to one of the following.

(a) Calcium Nitrite. The corrosion inhibitor shall contain a minimum 30 percent calcium nitrite by weight (mass) of solution, and shall comply with the requirements of AASHTO M 194, Type C (accelerating).

(b) Other Materials. The corrosion inhibitor shall be according to ASTM C 1582.”

CONSTRUCTION AIR QUALITY - IDLING RESTRICTIONS (BDE)

Effective: April 1, 2009

Idling Restrictions. The Contractor shall establish truck-staging areas for all diesel powered vehicles that are waiting to load or unload material at the jobsite. Staging areas shall be located where the diesel emissions from the equipment will have a minimum impact on adjacent sensitive receptors. The Department will review the selection of staging areas, whether within or outside the existing highway right-of-way, to avoid locations near sensitive areas or populations to the extent possible. Sensitive receptors include, but are not limited to, hospitals, schools, residences, motels, hotels, daycare facilities, elderly housing and convalescent facilities. Diesel powered engines shall also be located as far away as possible from fresh air intakes, air conditioners, and windows. The Engineer will approve staging areas before implementation.

Diesel powered vehicle operators may not cause or allow the motor vehicle, when it is not in motion, to idle for more than a total of 10 minutes within any 60 minute period, except under any of the following circumstances:

- 1) The motor vehicle has a gross vehicle weight rating of less than 8000 lb (3630 kg).
- 2) The motor vehicle idles while forced to remain motionless because of on-highway traffic, an official traffic control device or signal, or at the direction of a law enforcement official.

- 3) The motor vehicle idles when operating defrosters, heaters, air conditioners, or other equipment solely to prevent a safety or health emergency.
- 4) A police, fire, ambulance, public safety, other emergency or law enforcement motor vehicle, or any motor vehicle used in an emergency capacity, idles while in an emergency or training mode and not for the convenience of the vehicle operator.
- 5) The primary propulsion engine idles for maintenance, servicing, repairing, or diagnostic purposes if idling is necessary for such activity.
- 6) A motor vehicle idles as part of a government inspection to verify that all equipment is in good working order, provided idling is required as part of the inspection.
- 7) When idling of the motor vehicle is required to operate auxiliary equipment to accomplish the intended use of the vehicle (such as loading, unloading, mixing, or processing cargo; controlling cargo temperature; construction operations, lumbering operations; oil or gas well servicing; or farming operations), provided that this exemption does not apply when the vehicle is idling solely for cabin comfort or to operate non-essential equipment such as air conditioning, heating, microwave ovens, or televisions.
- 8) When the motor vehicle idles due to mechanical difficulties over which the operator has no control.
- 9) The outdoor temperature is less than 32 °F (0 °C) or greater than 80 °F (26 °C).

When the outdoor temperature is greater than or equal to 32 °F (0 °C) or less than or equal to 80 °F (26 °C), a person who operates a motor vehicle operating on diesel fuel shall not cause or allow the motor vehicle to idle for a period greater than 30 minutes in any 60 minute period while waiting to weigh, load, or unload cargo or freight, unless the vehicle is in a line of vehicles that regularly and periodically moves forward.

The above requirements do not prohibit the operation of an auxiliary power unit or generator set as an alternative to idling the main engine of a motor vehicle operating on diesel fuel.

Environmental Deficiency Deduction. When the Engineer is notified, or determines that an environmental control deficiency exists based on non-compliance with the idling restrictions, he/she will notify the Contractor, and direct the Contractor to correct the deficiency.

If the Contractor fails to correct the deficiency a monetary deduction will be imposed. The monetary deduction will be \$1,000.00 for each deficiency identified.

DETERMINATION OF THICKNESS (BDE)

Effective: April 1, 2009

Revise Articles 353.12 and 353.13 of the Standard Specifications to Articles 353.13 and 353.14 respectively.

Add the following Article to the Standard Specifications:

“353.12 Tolerance in Thickness. The thickness of base course pay items that individually contain at least 1000 sq yd (840 sq m) of contiguous area, except for temporary construction, bike paths, and individual locations less than 500 ft (150 m) long, will be evaluated. Temporary construction is defined as those areas constructed and removed under the same contract. If the

base course cannot be cored for thickness prior to placement of the cover layer(s), the Engineer will determine the thickness of the cover layer(s), and subtract them from the measured core thickness to determine the base course thickness.

The procedure described in Article 407.10(b) will be followed, except the option of correcting deficient pavement with additional lift(s) shall not apply.”

Revise Article 354.09 of the Standard Specifications to read:

“354.09 Tolerance in Thickness. The thickness of base course widening pay items that individually contain at least 1000 sq yd (840 sq m) of contiguous area, except for temporary construction; bike paths and individual locations less than 3 ft (1 m) wide or 1000 ft (300 m) long, will be evaluated. Temporary construction is defined as those areas constructed and removed under the same contract. If the base course widening cannot be cored for thickness prior to placement of the cover layer(s), the Engineer will determine the thickness of the cover layer(s), and subtract them from the measured core thickness to determine the base course widening thickness.

The procedure described in Article 407.10(b) will be followed, except:

(a) The width of a unit shall be the width of the widening along one edge of the pavement.

(b) The length of the unit shall be 1000 ft (300 m).

(c) The option of correcting deficient pavement with additional lift(s) shall not apply.”

Revise Article 355.09 of the Standard Specifications to read:

“355.09 Tolerance in Thickness. The thickness of HMA base course pay items that individually contain at least 1000 sq yd (840 sq m) of contiguous area, except for temporary construction; bike paths and individual locations less than 500 ft (150 m) long, will be evaluated according to Article 407.10(b). Temporary construction is defined as those areas constructed and removed under the same contract. If the base course cannot be cored for thickness prior to placement of the cover layer(s), the Engineer will determine the thickness of the cover layer(s), and subtract them from the measured core thickness to determine the base course thickness.”

Revise Article 356.07 of the Standard Specifications to read:

“356.07 Tolerance in Thickness. The thickness of HMA base course widening pay items that individually contain at least 1000 sq yd (840 sq m) of contiguous area, except for temporary construction; bike paths and individual locations less than 3 ft (1 m) wide or 1000 ft (300 m) long, will be evaluated according to Article 407.10(b) except, the width of a unit shall be the width of the widening along one edge of the pavement and the length of a unit shall be 1000 ft (300 m). Temporary locations are defined as those constructed and removed under the same contract. If the base course widening cannot be cored for thickness prior to placement of the cover layer(s), the Engineer will determine the thickness of the cover layer(s) and subtract them from the measured core thickness to determine the base course widening thickness.”

Revise Article 407.10 of the Standard Specifications to read:

“407.10 Tolerance in Thickness. Determination of pavement thickness shall be performed after the pavement surface tests and corrective action have been completed according to Article 407.09. Pay adjustments made for pavement thickness will be in addition to and independent of those made for pavement smoothness. Pavement pay items that individually contain at least 1000 sq yd (840 sq m) of contiguous pavement shall be evaluated with the following exclusions: temporary pavements; variable width pavements; radius returns; short lengths of contiguous pavements less than 500 ft (125 m) in length; and constant width portions of turn lanes less than 500 ft (125 m) in length. Temporary pavements are defined as pavements constructed and removed under the same contract.

The method described in Article 407.10(a), shall be used except for those pavements constructed in areas where access to side streets and entrances necessitates construction in segments less than 1000 ft (300 m). The method described in Article 407.10(b) shall be used in areas where access to side streets and entrances necessitates construction in segments less than 1000 ft (300 m).

(a) Percent Within Limits. The percent within limits (PWL) method shall be as follows.

- (1) Lots and Sublots. The pavement will be divided into approximately equal lots of not more than 5000 ft (1500 m) in length. When the length of a continuous strip of pavement is 500 ft (150 m) or greater but less than 5000 ft (1500 m), these short lengths of pavement, ramps, turn lanes, and other short sections of continuous pavement will be grouped together to form lots approximately 5000 ft (1500 m) in length. Short segments between structures will be measured continuously with the structure segments omitted. Each lot will be subdivided into ten equal sublots. The width of a subplot and lot will be the width from the pavement edge to the adjacent lane line, from one lane line to the next, or between pavement edges for single-lane pavements.
- (2) Cores. Cores 2 in. (50 mm) in diameter shall be taken from the pavement by the Contractor, at locations selected by the Engineer. The exact location for each core will be selected at random, but will result in one core per subplot. Core locations will be specified prior to beginning the coring operations.

The Contractor and the Engineer shall witness the coring operations, as well as the measuring and recording of the core lengths. The cores will be measured with a device supplied by the Department immediately upon removal from the core bit and prior to moving to the next core location. Upon concurrence of the length, the core samples shall be disposed of according to Article 202.03.

Upon completion of each core, all water shall be removed from the hole and the hole then filled with a rapid hardening mortar or concrete. The material shall be mixed in a separate container, placed in the hole, consolidated by rodding, and struck-off flush with the adjacent pavement.

- (3) Deficient Sublot. When the length of the core in a subplot is deficient by more than ten percent of plan thickness, the Contractor may take three additional cores within

that subplot at locations selected at random by the Engineer. If the Contractor chooses not to take additional cores, the pavement in that subplot shall be removed and replaced.

When the three additional cores are taken, the length of those cores will be averaged with the original core length. If the average shows the subplot to be deficient by ten percent or less, no additional action is necessary. If the average shows the subplot to be deficient by more than ten percent, the pavement in that subplot shall be removed and replaced; however, when requested in writing by the Contractor, the Engineer may permit in writing such deficient sublots to remain in place. For deficient sublots allowed to remain in place, additional lift(s) may be placed, at no additional cost to the Department, to bring the deficient pavement to plan thickness when the Engineer determines grade control conditions will permit such lift(s). The area(s) to be overlaid, material to be used, thickness(es) of the lift(s), and method of placement will be approved by the Engineer.

When a deficient subplot is removed and replaced, or additional lifts are placed, the corrected subplot shall be retested for thickness. The length of the new core taken in the subplot will be used in determining the PWL for the lot.

When a deficient subplot is left in place, and no additional lift(s) are placed, no payment will be made for the deficient subplot. The length of the original core taken in the subplot will be used in determining the PWL for the lot.

- (4) Deficient Lot. After addressing deficient sublots, the PWL for each lot will be determined. When the PWL of a lot is 60 percent or less, the pavement in that lot shall be removed and replaced; however, when requested in writing by the Contractor, the Engineer may permit in writing such deficient lots to remain in place. For deficient lots allowed to remain in place, additional lift(s) may be placed, at no additional cost to the Department, to bring the deficient pavement to plan thickness when the Engineer determines grade control conditions will permit such lift(s). The area(s) to be overlaid, material to be used, thickness(es) of the lift(s), and method of placement will be approved by the Engineer.

When a deficient lot is removed and replaced, or additional lifts are placed, the corrected lot shall be retested for thickness. The PWL for the lot will then be recalculated based upon the new cores; however, the pay factor for the lot shall be a maximum of 100 percent.

When a deficient lot is left in place, and no additional lift(s) are placed, the PWL for the lot will not be recalculated.

- (5) Right of Discovery. When the Engineer has reason to believe the random core selection process will not accurately represent the true conditions of the work, he/she may order additional cores. The additional cores shall be taken at specific locations determined by the Engineer. The Engineer will provide notice to the Contractor containing an explanation of the reasons for his/her action. The need for, and location of, additional cores will be determined prior to commencement of coring operations.

When the additional cores show the pavement to be deficient by more than ten percent of plan thickness, more additional cores shall be taken to determine the limits of the deficient pavement and that area shall be removed and replaced; however, when requested in writing by the Contractor, the Engineer may permit in writing such areas of deficient pavement to remain in place. The area of deficient pavement will be defined using the length between two acceptable cores and the full width of the subplot. An acceptable core is a core with a length of at least 90 percent of plan thickness.

For deficient areas allowed to remain in place, additional lift(s) may be placed, at no additional cost to the Department, to bring the deficient pavement to plan thickness when the Engineer determines grade control conditions will permit such lift(s). The area(s) to be overlaid, material to be used, thickness(es) of the lift(s), and method of placement will be approved by the Engineer.

When an area of deficient pavement is removed and replaced, or additional lifts are placed, the corrected pavement shall be retested for thickness.

When an area of deficient pavement is left in place, and no additional lift(s) are placed, no payment will be made for the deficient pavement.

When the additional cores show the pavement to be at least 90 percent of plan thickness, the additional cores will be paid for according to Article 109.04.

(6) Profile Index Adjustment. After any area of pavement is removed and replaced or any additional lifts are placed, the corrected areas shall be retested for pavement smoothness and any necessary profile index adjustments and/or corrections will be made based on these final profile readings prior to retesting for thickness.

(7) Determination of PWL. The PWL for each lot will be determined as follows.

Definitions:

- x_i = Individual values (core lengths) under consideration
- n = Number of individual values under consideration (10 per lot)
- \bar{x} = Average of the values under consideration
- LSL = Lower Specification Limit (98% of plan thickness)
- Q_L = Lower Quality Index
- s = Sample Standard Deviation
- PWL = Percent Within Limits

Determine \bar{x} for the lot to the nearest two decimal places.

Determine s for the lot to the nearest three decimal places using:

$$s = \sqrt{\frac{\sum(x_i - \bar{x})^2}{n - 1}} \quad \text{where} \quad \sum(x_i - \bar{x})^2 = (x_1 - \bar{x})^2 + (x_2 - \bar{x})^2 + \dots + (x_{10} - \bar{x})^2$$

Determine Q_L for the lot to the nearest two decimal places using:

$$Q_L = \frac{(\bar{x} - LSL)}{S}$$

Determine PWL for the lot using the Q_L and the following table. For Q_L values less than zero the value shown in the table must be subtracted from 100 to obtain PWL.

- (8) Pay Factors. The pay factor (PF) for each lot will be determined, to the nearest two decimal places, using:

$$PF \text{ (in percent)} = 55 + 0.5 (PWL)$$

If \bar{x} for a lot is less than the plan thickness, the maximum PF for that lot shall be 100 percent.

- (9) Payment. Payment of incentive or disincentive for pay items subject to the PWL method will be calculated using:

$$\text{Payment} = (((TPF/100)-1) \times CUP) \times (TOTPAVT - DEFPAVT)$$

TPF = Total Pay Factor

CUP = Contract Unit Price

TOTPAVT = Area of Pavement Subject to Coring

DEFPAVT = Area of Deficient Pavement

The TPF for the pavement shall be the average of the PF for all the lots; however, the TPF shall not exceed 102 percent.

Area of Deficient pavement (DEFPAVT) is defined as an area of pavement represented by a subplot deficient by more than ten percent which is left in place with no additional thickness added.

Area of Pavement Subject to Coring (TOTPAVT) is defined as those pavement areas included in lots for pavement thickness determination.

PERCENT WITHIN LIMITS							
Quality Index (Q _L)*	Percent Within Limits (PWL)	Quality Index (Q _L)*	Percent Within Limits (PWL)	Quality Index (Q _L)*	Percent Within Limits (PWL)	Quality Index (Q _L)*	Percent Within Limits (PWL)
0.00	50.00	0.40	65.07	0.80	78.43	1.20	88.76
0.01	50.38	0.41	65.43	0.81	78.72	1.21	88.97
0.02	50.77	0.42	65.79	0.82	79.02	1.22	89.17
0.03	51.15	0.43	66.15	0.83	79.31	1.23	89.38
0.04	51.54	0.44	66.51	0.84	79.61	1.24	89.58
0.05	51.92	0.45	66.87	0.85	79.90	1.25	89.79
0.06	52.30	0.46	67.22	0.86	80.19	1.26	89.99
0.07	52.69	0.47	67.57	0.87	80.47	1.27	90.19
0.08	53.07	0.48	67.93	0.88	80.76	1.28	90.38
0.09	53.46	0.49	68.28	0.89	81.04	1.29	90.58
0.10	53.84	0.50	68.63	0.90	81.33	1.30	90.78
0.11	54.22	0.51	68.98	0.91	81.61	1.31	90.96
0.12	54.60	0.52	69.32	0.92	81.88	1.32	91.15
0.13	54.99	0.53	69.67	0.93	82.16	1.33	91.33
0.14	55.37	0.54	70.01	0.94	82.43	1.34	91.52
0.15	55.75	0.55	70.36	0.95	82.71	1.35	91.70
0.16	56.13	0.56	70.70	0.96	82.97	1.36	91.87
0.17	56.51	0.57	71.04	0.97	83.24	1.37	92.04
0.18	56.89	0.58	71.38	0.98	83.50	1.38	92.22
0.19	57.27	0.59	71.72	0.99	83.77	1.39	92.39
0.20	57.65	0.60	72.06	1.00	84.03	1.40	92.56
0.21	58.03	0.61	72.39	1.01	84.28	1.41	92.72
0.22	58.40	0.62	72.72	1.02	84.53	1.42	92.88
0.23	58.78	0.63	73.06	1.03	84.79	1.43	93.05
0.24	59.15	0.64	73.39	1.04	85.04	1.44	93.21
0.25	59.53	0.65	73.72	1.05	85.29	1.45	93.37
0.26	59.90	0.66	74.04	1.06	85.53	1.46	93.52
0.27	60.28	0.67	74.36	1.07	85.77	1.47	93.67
0.28	60.65	0.68	74.69	1.08	86.02	1.48	93.83
0.29	61.03	0.69	75.01	1.09	86.26	1.49	93.98
0.30	61.40	0.70	75.33	1.10	86.50	1.50	94.13
0.31	61.77	0.71	75.64	1.11	86.73	1.51	94.27
0.32	62.14	0.72	75.96	1.12	86.96	1.52	94.41
0.33	62.51	0.73	76.27	1.13	87.20	1.53	94.54
0.34	62.88	0.74	76.59	1.14	87.43	1.54	94.68
0.35	63.25	0.75	76.90	1.15	87.66	1.55	94.82
0.36	63.61	0.76	77.21	1.16	87.88	1.56	94.95
0.37	63.98	0.77	77.51	1.17	88.10	1.57	95.08
0.38	64.34	0.78	77.82	1.18	88.32	1.58	95.20
0.39	64.71	0.79	78.12	1.19	88.54	1.59	95.33

*For Q_L values less than zero, subtract the table value from 100 to obtain PWL

PERCENT WITHIN LIMITS (continued)					
Quality Index (Q _L)*	Percent Within Limits (PWL)	Quality Index (Q _L)*	Percent Within Limits (PWL)	Quality Index (Q _L)*	Percent Within Limits (PWL)
1.60	95.46	2.00	98.83	2.40	99.89
1.61	95.58	2.01	98.88	2.41	99.90
1.62	95.70	2.02	98.92	2.42	99.91
1.63	95.81	2.03	98.97	2.43	99.91
1.64	95.93	2.04	99.01	2.44	99.92
1.65	96.05	2.05	99.06	2.45	99.93
1.66	96.16	2.06	99.10	2.46	99.94
1.67	96.27	2.07	99.14	2.47	99.94
1.68	96.37	2.08	99.18	2.48	99.95
1.69	96.48	2.09	99.22	2.49	99.95
1.70	96.59	2.10	99.26	2.50	99.96
1.71	96.69	2.11	99.29	2.51	99.96
1.72	96.78	2.12	99.32	2.52	99.97
1.73	96.88	2.13	99.36	2.53	99.97
1.74	96.97	2.14	99.39	2.54	99.98
1.75	97.07	2.15	99.42	2.55	99.98
1.76	97.16	2.16	99.45	2.56	99.98
1.77	97.25	2.17	99.48	2.57	99.98
1.78	97.33	2.18	99.50	2.58	99.99
1.79	97.42	2.19	99.53	2.59	99.99
1.80	97.51	2.20	99.56	2.60	99.99
1.81	97.59	2.21	99.58	2.61	99.99
1.82	97.67	2.22	99.61	2.62	99.99
1.83	97.75	2.23	99.63	2.63	100.00
1.84	97.83	2.22	99.66	2.64	100.00
1.85	97.91	2.25	99.68	≥ 2.65	100.00
1.86	97.98	2.26	99.70		
1.87	98.05	2.27	99.72		
1.88	98.11	2.28	99.73		
1.89	98.18	2.29	99.75		
1.90	98.25	2.30	99.77		
1.91	98.31	2.31	99.78		
1.92	98.37	2.32	99.80		
1.93	98.44	2.33	99.81		
1.94	98.50	2.34	99.83		
1.95	98.56	2.35	99.84		
1.96	98.61	2.36	99.85		
1.97	98.67	2.37	99.86		
1.98	98.72	2.38	99.87		
1.99	98.78	2.39	99.88		

*For Q_L values less than zero, subtract the table value from 100 to obtain PWL

(b) Minimum Thickness. The minimum thickness method shall be as follows.

- (1) Length of Units. The length of a unit will be a continuous strip of pavement 500 ft (150 m) in length.
- (2) Width of Units. The width of a unit will be the width from the pavement edge to the adjacent lane line, from one lane line to the next, or between pavement edges for single-lane pavements.
- (3) Thickness Measurements. Pavement thickness will be based on 2 in. (50 mm) diameter cores.

Cores shall be taken from the pavement by the Contractor at locations selected by the Engineer. When determining the thickness of a unit, one core shall be taken in each unit.

The Contractor and the Engineer shall witness the coring operations, as well as the measuring and recording of the cores. Core measurements will be determined immediately upon removal from the core bit and prior to moving to the next core location. Upon concurrence of the length, the core samples may be disposed of according to Article 202.03.

Upon completion of each core, all water shall be removed from the hole and the hole then filled with a rapid hardening mortar or concrete. The material shall be mixed in a separate container, placed in the hole, consolidated by rodding, and struck-off flush with the adjacent pavement.

- (4) Unit Deficient in Thickness. In considering any portion of the pavement that is deficient, the entire limits of the unit will be used in computing the deficiency or determining the remedial action required.
- (5) Thickness Equals or Exceeds Specified Thickness. When the thickness of a unit equals or exceeds the specified plan thickness, payment will be made at the contract unit price per square yard (square meter) for the specified thickness.
- (6) Thickness Deficient by Ten Percent or Less. When the thickness of a unit is less than the specified plan thickness by ten percent or less, a deficiency deduction will be assessed against payment for the item involved. The deficiency will be a percentage of the contract unit price as given in the following table.

Percent Deficiency (of Plan Thickness)	Percent Deduction (of Contract Unit Price)
0.0 to 2.0	0
2.1 to 3.0	20
3.1 to 4.0	28
4.1 to 5.0	32
5.1 to 7.5	43
7.6 to 10.0	50

- (7) Thickness Deficient by More than Ten Percent. When a core shows the pavement to be deficient by more than ten percent of plan thickness, additional cores shall be taken on each side of the deficient core, at stations selected by the Contractor and offsets selected by the Engineer, to determine the limits of the deficient pavement. No core shall be located within 5 ft (1.5 m) of a previous core obtained for thickness determination. The first acceptable core obtained on each side of a deficient core will be used to determine the length of the deficient pavement. An acceptable core is a core with a thickness of at least 90 percent of plan thickness. The area of deficient pavement will be defined using the length between two acceptable cores and the full width of the unit. The area of deficient pavement shall be removed and replaced; however, when requested in writing by the Contractor, the Engineer may permit in writing such areas of deficient pavement to remain in place. For deficient areas allowed to remain in place, additional lift(s) may be placed, at no additional cost to the Department, to bring the deficient pavement to plan thickness when the Engineer determines grade control conditions will permit such lift(s). The area(s) to be overlaid, material to be used, thickness(es) of the lift(s), and method of placement will be approved by the Engineer.

When an area of deficient pavement is removed and replaced, or additional lifts are placed, the corrected pavement shall be retested for thickness. The thickness of the new core will be used to determine the pay factor for the corrected area.

When an area of deficient pavement is left in place, and no additional lift(s) are placed, no payment will be made for the deficient pavement. In addition, an amount equal to two times the contract cost of the deficient pavement will be deducted from the compensation due the Contractor.

The thickness of the first acceptable core on each side of the core more than ten percent deficient will be used to determine any needed pay adjustments for the remaining areas on each side of the area deficient by more than ten percent. The pay adjustment will be determined according to Article 407.10(b)(6).

- (8) Right of Discovery. When the Engineer has reason to believe any core location does not accurately represent the true conditions of the work, he/she may order additional cores. These additional cores shall be taken at specific locations determined by the Engineer. The Engineer will provide notice to the Contractor containing an explanation of the reasons for his/her action.

When the additional cores show the pavement to be deficient by more than ten percent of plan thickness, the procedures outlined in Article 407.10(b)(7) shall be followed, except the Engineer will determine the additional core locations.

When the additional cores, ordered by the Engineer, show the pavement to be at least 90 percent of plan thickness, the additional cores will be paid for according to Article 109.04.

- (9) Profile Index Adjustment. After any area of pavement is removed and replaced or any additional lifts are added, the corrected areas shall be retested for pavement smoothness and any necessary profile index adjustments and/or corrections will be made based on these final profile readings prior to retesting for thickness.”

Revise Article 482.06 of the Standard Specifications to read:

“482.06 Tolerance in Thickness. The shoulder shall be constructed to the thickness shown on the plans. When the contract includes square yards (square meters) as the unit of measurement for HMA shoulder, thickness determinations shall be made according to Article 407.10(b)(3) and the following.

- (a) Length of the Units. The length of a unit shall be a continuous strip of shoulder 2500 ft (750 m) long.
- (b) Width of the Units. The width of the unit shall be the full width of the shoulder.
- (c) Thickness Deficient by More than Ten Percent. When a core shows the shoulder to be deficient by more than ten percent of plan thickness, additional cores shall be taken on each side of the deficient core, at stations selected by the Contractor and offsets selected by the Engineer, to determine the limits of the deficient shoulder. No core shall be located within 5 ft (1.5 m) of a previous core obtained for thickness determination. The first acceptable core obtained on each side of a deficient core will be used to determine the length of the deficient shoulder. An acceptable core is a core with a thickness of at least 90 percent of plan thickness. The area of deficient shoulder will be defined using the length between two acceptable cores and the full width of the unit. The area of deficient shoulder shall be brought to specified thickness by the addition of the applicable mixture, at no additional cost to the Department and subject to the lift thickness requirements of Article 312.05, or by removal and replacement with a new mixture. However, the surface elevation of the completed shoulder shall not exceed by more than 1/8 in. (3 mm) the surface elevation of the adjacent pavement. When requested in writing by the Contractor, the Engineer may permit in writing such thin shoulder to remain in place. When an area of thin shoulder is left in place, and no additional lift(s) are placed, no payment will be made for the thin shoulder. In addition, an amount equal to two times the contract unit price of the shoulder will be deducted from the compensation due the Contractor.

When an area of deficient shoulder is removed and replaced, or additional lifts are placed, the corrected pavement shall be retested for thickness.

- (d) Right of Discovery. When the Engineer has reason to believe any core location does not accurately represent the true conditions of the work, he/she may order additional cores. When the additional cores, ordered by the Engineer, show the shoulder to be at least 90 percent of plan thickness, the additional cores will be paid for according to Article 109.04. When the additional core shows the shoulder to be less than 90 percent of plan thickness, the procedure in (c), above shall be followed.”

Revise Article 483.07 of the Standard Specifications to read:

“483.07 Tolerance in Thickness. The shoulder shall be constructed to the thickness shown on the plans. Thickness determinations shall be made according to Article 482.06 except the option of correcting deficient pavement with additional lift(s) shall not apply.”

DISADVANTAGED BUSINESS ENTERPRISE PARTICIPATION (BDE)

Effective: September 1, 2000

Revised: November 1, 2008

FEDERAL OBLIGATION. The Department of Transportation, as a recipient of federal financial assistance, is required to take all necessary and reasonable steps to ensure nondiscrimination in the award and administration of contracts. Consequently, the federal regulatory provisions of 49 CFR part 26 apply to this contract concerning the utilization of disadvantaged business enterprises. For the purposes of this Special Provision, a disadvantaged business enterprise (DBE) means a business certified by the Department in accordance with the requirements of 49 CFR part 26 and listed in the Illinois Unified Certification Program (IL UCP) DBE Directory or most recent addendum.

STATE OBLIGATION. This Special Provision will also be used by the Department to satisfy the requirements of the Business Enterprise for Minorities, Females, and Persons with Disabilities Act, 30 ILCS 575. When this Special Provision is used to satisfy state law requirements on 100 percent state-funded contracts, the federal government has no involvement in such contracts (not a federal-aid contract) and no responsibility to oversee the implementation of this Special Provision by the Department on those contracts. DBE participation on 100 percent state-funded contracts will not be credited toward fulfilling the Department's annual overall DBE goal required by the US Department of Transportation to comply with the federal DBE program requirements.

CONTRACTOR ASSURANCE. The Contractor makes the following assurance and agrees to include the assurance in each subcontract that the Contractor signs with a subcontractor:

The Contractor, subrecipient, or subcontractor shall not discriminate on the basis of race, color, national origin, or sex in the performance of this contract. The Contractor shall carry out applicable requirements of 49 CFR part 26 in the award and administration of contracts funded in whole or in part with federal or state funds. Failure by the Contractor to carry out these requirements is a material breach of this contract, which may result in the termination of this contract or such other remedy as the recipient deems appropriate.

OVERALL GOAL SET FOR THE DEPARTMENT. As a requirement of compliance with 49 CFR part 26, the Department has set an overall goal for DBE participation in its federally assisted contracts. That goal applies to all federal-aid funds the Department will expend in its federally assisted contracts for the subject reporting fiscal year. The Department is required to make a good faith effort to achieve the overall goal. The dollar amount paid to all approved DBE companies performing work called for in this contract is eligible to be credited toward fulfillment of the Department's overall goal.

CONTRACT GOAL TO BE ACHIEVED BY THE CONTRACTOR. This contract includes a specific DBE utilization goal established by the Department. The goal has been included because the Department has determined that the work of this contract has subcontracting

opportunities that may be suitable for performance by DBE companies. This determination is based on an assessment of the type of work, the location of the work, and the availability of DBE companies to do a part of the work. The assessment indicates that, in the absence of unlawful discrimination, and in an arena of fair and open competition, DBE companies can be expected to perform 10.0% of the work. This percentage is set as the DBE participation goal for this contract. Consequently, in addition to the other award criteria established for this contract, the Department will award this contract to a bidder who makes a good faith effort to meet this goal of DBE participation in the performance of the work. A bidder makes a good faith effort for award consideration if either of the following is done in accordance with the procedures set forth in this Special Provision:

- (a) The bidder documents that firmly committed DBE participation has been obtained to meet the goal; or
- (b) The bidder documents that a good faith effort has been made to meet the goal, even though the effort did not succeed in obtaining enough DBE participation to meet the goal.

DBE LOCATOR REFERENCES. Bidders may consult the IL UCP DBE Directory as a reference source for DBE-certified companies. In addition, the Department maintains a letting and item specific DBE locator information system whereby DBE companies can register their interest in providing quotes on particular bid items advertised for letting. Information concerning DBE companies willing to quote work for particular contracts may be obtained by contacting the Department's Bureau of Small Business Enterprises at telephone number (217)785-4611, or by visiting the Department's web site at www.dot.il.gov.

BIDDING PROCEDURES. Compliance with the bidding procedures of this Special Provision is required prior to the award of the contract and the failure of the as-read low bidder to comply will render the bid not responsive.

- (a) In order to assure the timely award of the contract, the as-read low bidder shall submit a Disadvantaged Business Utilization Plan on Department form SBE 2026 within seven working days after the date of letting. To meet the seven day requirement, the bidder may send the Plan by certified mail or delivery service within the seven working day period. If a question arises concerning the mailing date of a Plan, the mailing date will be established by the U.S. Postal Service postmark on the original certified mail receipt from the U.S. Postal Service or the receipt issued by a delivery service. It is the responsibility of the bidder to ensure that the postmark or receipt date is affixed within the seven working days if the bidder intends to rely upon mailing or delivery to satisfy the submission day requirement. The Plan is to be submitted to the Department of Transportation, Bureau of Small Business Enterprises, Contract Compliance Section, 2300 South Dirksen Parkway, Room 319, Springfield, Illinois 62764 (Telefax: (217)785-1524). It is the responsibility of the bidder to obtain confirmation of telefax delivery. The Department will not accept a Utilization Plan if it does not meet the seven day submittal requirement and the bid will be declared not responsive. In the event the bid is declared not responsive due to a failure to submit a Plan or failure to comply with the bidding procedures set forth herein, the Department may elect to cause the forfeiture of the penal sum of the bidder's proposal guaranty, and may deny authorization to bid the

project if re-advertised for bids. The Department reserves the right to invite any other bidder to submit a Utilization Plan at any time for award consideration or to extend the time for award.

- (b) The Utilization Plan shall indicate that the bidder either has obtained sufficient DBE participation commitments to meet the contract goal or has not obtained enough DBE participation commitments in spite of a good faith effort to meet the goal. The Utilization Plan shall further provide the name, telephone number, and telefax number of a responsible official of the bidder designated for purposes of notification of plan approval or disapproval under the procedures of this Special Provision.
- (c) The Utilization Plan shall include a DBE Participation Commitment Statement, Department form SBE 2025, for each DBE proposed for the performance of work to achieve the contract goal. The signatures on these forms must be original signatures. All elements of information indicated on the said form shall be provided, including but not limited to the following:
 - (1) The name and address of each DBE to be used;
 - (2) A description, including pay item numbers, of the commercially useful work to be done by each DBE;
 - (3) The price to be paid to each DBE for the identified work specifically stating the quantity, unit price, and total subcontract price for the work to be completed by the DBE. If partial pay items are to be performed by the DBE, indicate the portion of each item, a unit price where appropriate and the subcontract price amount;
 - (4) A commitment statement signed by the bidder and each DBE evidencing availability and intent to perform commercially useful work on the project; and
 - (5) If the bidder is a joint venture comprised of DBE companies and non-DBE companies, the plan must also include a clear identification of the portion of the work to be performed by the DBE partner(s).
- (d) The contract will not be awarded until the Utilization Plan submitted by the bidder is approved. The Utilization Plan will be approved by the Department if the Plan commits sufficient commercially useful DBE work performance to meet the contract goal. The Utilization Plan will not be approved by the Department if the Plan does not commit sufficient DBE performance to meet the contract goal unless the bidder documents that it made a good faith effort to meet the goal. The good faith procedures of Section VIII of this special provision apply. If the Utilization Plan is not approved because it is deficient in a technical matter, unless waived by the Department, the bidder will be notified and will be allowed no less than a five working day period in order to cure the deficiency.

CALCULATING DBE PARTICIPATION. The Utilization Plan values represent work anticipated to be performed and paid for upon satisfactory completion. The Department is only able to count toward the achievement of the overall goal and the contract goal the value of payments made for the work actually performed by DBE companies. In addition, a DBE must perform a

commercially useful function on the contract to be counted. A commercially useful function is generally performed when the DBE is responsible for the work and is carrying out its responsibilities by actually performing, managing, and supervising the work involved. The Department and Contractor are governed by the provisions of 49 CFR part 26.55(c) on questions of commercially useful functions as it affects the work. Specific counting guidelines are provided in 49 CFR part 26.55, the provisions of which govern over the summary contained herein.

- (a) DBE as the Contractor: 100 percent goal credit for that portion of the work performed by the DBE's own forces, including the cost of materials and supplies. Work that a DBE subcontracts to a non-DBE does not count toward the DBE goals.
- (b) DBE as a joint venture Contractor: 100 percent goal credit for that portion of the total dollar value of the contract equal to the distinct, clearly defined portion of the work performed by the DBE's own forces.
- (c) DBE as a subcontractor: 100 percent goal credit for the work of the subcontract performed by the DBE's own forces, including the cost of materials and supplies, excluding the purchase of materials and supplies or the lease of equipment by the DBE subcontractor from the prime Contractor or its affiliates. Work that a DBE subcontractor in turn subcontracts to a non-DBE does not count toward the DBE goal.
- (d) DBE as a trucker: 100 percent goal credit for trucking participation provided the DBE is responsible for the management and supervision of the entire trucking operation for which it is responsible. At least one truck owned, operated, licensed, and insured by the DBE must be used on the contract. Credit will be given for the full value of all such DBE trucks operated using DBE employed drivers. Goal credit will be limited to the value of the reasonable fee or commission received by the DBE if trucks are leased from a non-DBE company.
- (e) DBE as a material supplier:
 - (1) 60 percent goal credit for the cost of the materials or supplies purchased from a DBE regular dealer.
 - (2) 100 percent goal credit for the cost of materials or supplies obtained from a DBE manufacturer.
 - (3) 100 percent credit for the value of reasonable fees and commissions for the procurement of materials and supplies if not a regular dealer or manufacturer.

GOOD FAITH EFFORT PROCEDURES. If the bidder cannot obtain sufficient DBE commitments to meet the contract goal, the bidder must document in the Utilization Plan the good faith efforts made in the attempt to meet the goal. This means that the bidder must show that all necessary and reasonable steps were taken to achieve the contract goal. Necessary and reasonable steps are those which could reasonably be expected to obtain sufficient DBE participation. The Department will consider the quality, quantity, and intensity of the kinds of

efforts that the bidder has made. Mere *pro forma* efforts are not good faith efforts; rather, the bidder is expected to have taken those efforts that would be reasonably expected of a bidder actively and aggressively trying to obtain DBE participation sufficient to meet the contract goal.

- (a) The following is a list of types of action that the Department will consider as part of the evaluation of the bidder's good faith efforts to obtain participation. These listed factors are not intended to be a mandatory checklist and are not intended to be exhaustive. Other factors or efforts brought to the attention of the Department may be relevant in appropriate cases, and will be considered by the Department.
- (1) Soliciting through all reasonable and available means (e.g. attendance at pre-bid meetings, advertising and/or written notices) the interest of all certified DBE companies that have the capability to perform the work of the contract. The bidder must solicit this interest within sufficient time to allow the DBE companies to respond to the solicitation. The bidder must determine with certainty if the DBE companies are interested by taking appropriate steps to follow up initial solicitations.
 - (2) Selecting portions of the work to be performed by DBE companies in order to increase the likelihood that the DBE goals will be achieved. This includes, where appropriate, breaking out contract work items into economically feasible units to facilitate DBE participation, even when the prime Contractor might otherwise prefer to perform these work items with its own forces.
 - (3) Providing interested DBE companies with adequate information about the plans, specifications, and requirements of the contract in a timely manner to assist them in responding to a solicitation.
 - (4) a. Negotiating in good faith with interested DBE companies. It is the bidder's responsibility to make a portion of the work available to DBE subcontractors and suppliers and to select those portions of the work or material needs consistent with the available DBE subcontractors and suppliers, so as to facilitate DBE participation. Evidence of such negotiation includes the names, addresses, and telephone numbers of DBE companies that were considered; a description of the information provided regarding the plans and specifications for the work selected for subcontracting; and evidence as to why additional agreements could not be reached for DBE companies to perform the work.

b. A bidder using good business judgment would consider a number of factors in negotiating with subcontractors, including DBE subcontractors, and would take a firm's price and capabilities as well as contract goals into consideration. However, the fact that there may be some additional costs involved in finding and using DBE companies is not in itself sufficient reason for a bidder's failure to meet the contract DBE goal, as long as such costs are reasonable. Also, the ability or desire of a bidder to perform the work of a contract with its own organization does not relieve the bidder of the responsibility to make good faith efforts. Bidders are not, however, required to accept higher quotes from DBE companies if the price difference is excessive or unreasonable.

- (5) Not rejecting DBE companies as being unqualified without sound reasons based on a thorough investigation of their capabilities. The bidder's standing within its industry, membership in specific groups, organizations, or associations and political or social affiliations (for example union vs. non-union employee status) are not legitimate causes for the rejection or non-solicitation of bids in the bidder's efforts to meet the project goal.
 - (6) Making efforts to assist interested DBE companies in obtaining bonding, lines of credit, or insurance as required by the recipient or Contractor.
 - (7) Making efforts to assist interested DBE companies in obtaining necessary equipment, supplies, materials, or related assistance or services.
 - (8) Effectively using the services of available minority/women community organizations; minority/women contractors' groups; local, state, and federal minority/women business assistance offices; and other organizations as allowed on a case-by-case basis to provide assistance in the recruitment and placement of DBE companies.
- (b) If the Department determines that the bidder has made a good faith effort to secure the work commitment of DBE companies to meet the contract goal, the Department will award the contract provided that it is otherwise eligible for award. If the Department determines that a good faith effort has not been made, the Department will notify the bidder of that preliminary determination by contacting the responsible company official designated in the Utilization Plan. The preliminary determination shall include a statement of reasons why good faith efforts have not been found, and may include additional good faith efforts that the bidder could take. The notification will designate a five working day period during which the bidder shall take additional efforts. The bidder is not limited by a statement of additional efforts, but may take other action beyond any stated additional efforts in order to obtain additional DBE commitments. The bidder shall submit an amended Utilization Plan if additional DBE commitments to meet the contract goal are secured. If additional DBE commitments sufficient to meet the contract goal are not secured, the bidder shall report the final good faith efforts made in the time allotted. All additional efforts taken by the bidder will be considered as part of the bidder's good faith efforts. If the bidder is not able to meet the goal after taking additional efforts, the Department will make a pre-final determination of the good faith efforts of the bidder and will notify the designated responsible company official of the reasons for an adverse determination.
- (c) The bidder may request administrative reconsideration of a pre-final determination adverse to the bidder within the five working days after the notification date of the determination by delivering the request to the Department of Transportation, Bureau of Small Business Enterprises, Contract Compliance Section, 2300 South Dirksen Parkway, Room 319, Springfield, Illinois 62764 (Telefax: (217)785-1524). Deposit of the request in the United States mail on or before the fifth business day shall not be deemed delivery. The pre-final determination shall become final if a request is not made and delivered. A request may provide additional written documentation and/or argument concerning the issue of whether an adequate good faith effort was made to meet the contract goal. In addition, the request shall be considered a consent by the bidder to extend the time for award. The request will be forwarded to the Department's

Reconsideration Officer. The Reconsideration Officer will extend an opportunity to the bidder to meet in person in order to consider all issues of whether the bidder made a good faith effort to meet the goal. After the review by the Reconsideration Officer, the bidder will be sent a written decision within ten working days after receipt of the request for reconsideration, explaining the basis for finding that the bidder did or did not meet the goal or make adequate good faith efforts to do so. A final decision by the Reconsideration Officer that a good faith effort was made shall approve the Utilization Plan submitted by the bidder and shall clear the contract for award. A final decision that a good faith effort was not made shall render the bid not responsive.

CONTRACT COMPLIANCE. Compliance with this Special Provision is an essential part of the contract. The Department is prohibited by federal regulations from crediting the participation of a DBE included in the Utilization Plan toward either the contract goal or the Department's overall goal until the amount to be applied toward the goals has been paid to the DBE. The following administrative procedures and remedies govern the compliance by the Contractor with the contractual obligations established by the Utilization Plan. After approval of the Plan and award of the contract, the Utilization Plan and individual DBE Participation Statements become part of the contract. If the Contractor did not succeed in obtaining enough DBE participation to achieve the advertised contract goal, and the Utilization Plan was approved and contract awarded based upon a determination of good faith, the total dollar value of DBE work calculated in the approved Utilization Plan as a percentage of the awarded contract value shall become the amended contract goal.

- (a) No amendment to the Utilization Plan may be made without prior written approval from the Department's Bureau of Small Business Enterprises. All requests for amendment to the Utilization Plan shall be submitted to the Department of Transportation, Bureau of Small Business Enterprises, Contract Compliance Section, 2300 South Dirksen Parkway, Room 319, Springfield, Illinois 62764. Telephone number (217) 785-4611. Telefax number (217) 785-1524.
- (b) All work indicated for performance by an approved DBE shall be performed, managed, and supervised by the DBE executing the Participation Statement. The Contractor shall not terminate for convenience a DBE listed in the Utilization Plan and then perform the work of the terminated DBE with its own forces, those of an affiliate or those of another subcontractor, whether DBE or not, without first obtaining the written consent of the Bureau of Small Business Enterprises to amend the Utilization Plan. If a DBE listed in the Utilization Plan is terminated for reasons other than convenience, or fails to complete its work on the contract for any reason, the Contractor shall make good faith efforts to find another DBE to substitute for the terminated DBE. The good faith efforts shall be directed at finding another DBE to perform at least the same amount of work under the contract as the DBE that was terminated, but only to the extent needed to meet the contract goal or the amended contract goal. The Contractor shall notify the Bureau of Small Business Enterprises of any termination for reasons other than convenience, and shall obtain approval for inclusion of the substitute DBE in the Utilization Plan. If good faith efforts following a termination of a DBE for cause are not successful, the Contractor shall contact the Bureau of Small Business Enterprises and provide a full accounting of the efforts undertaken to obtain substitute DBE participation. The Bureau of Small

Business Enterprises will evaluate the good faith efforts in light of all circumstances surrounding the performance status of the contract, and determine whether the contract goal should be amended.

- (c) The Contractor shall maintain a record of payments for work performed to the DBE participants. The records shall be made available to the Department for inspection upon request. After the performance of the final item of work or delivery of material by a DBE and final payment therefore to the DBE by the Contractor, but not later than thirty calendar days after payment has been made by the Department to the Contractor for such work or material, the Contractor shall submit a DBE Payment Agreement on Department form SBE 2115 to the Regional Engineer. If full and final payment has not been made to the DBE, the DBE Payment Agreement shall indicate whether a disagreement as to the payment required exists between the Contractor and the DBE or if the Contractor believes that the work has not been satisfactorily completed. If the Contractor does not have the full amount of work indicated in the Utilization Plan performed by the DBE companies indicated in the Plan, the Department will deduct from contract payments to the Contractor the amount of the goal not achieved as liquidated and ascertained damages.
- (d) The Department reserves the right to withhold payment to the Contractor to enforce the provisions of this Special Provision. Final payment shall not be made on the contract until such time as the Contractor submits sufficient documentation demonstrating achievement of the goal in accordance with this Special Provision or after liquidated damages have been determined and collected.
- (e) Notwithstanding any other provision of the contract, including but not limited to Article 109.09 of the Standard Specifications, the Contractor may request administrative reconsideration of a decision to deduct the amount of the goal not achieved as liquidated damages. A request to reconsider shall be delivered to the Contract Compliance Section and shall be handled and considered in the same manner as set forth in paragraph (c) of "Good Faith Effort Procedures" of this Special Provision, except a final decision that a good faith effort was not made during contract performance to achieve the goal agreed to in the Utilization Plan shall be the final administrative decision of the Department.

ENGINEER'S FIELD OFFICE TYPE A (BDE)

Effective: April 1, 2007

Revised: August 1, 2008

Revise Article 670.02 of the Standard Specifications to read:

"670.02 Engineer's Field Office Type A. Type A field offices shall have a minimum ceiling height of 7 ft (2 m) and a minimum floor space 450 sq ft (42 sq m). The office shall be provided with sufficient heat, natural and artificial light, and air conditioning.

The office shall have an electronic security system that will respond to any breach of exterior doors and windows. Doors and windows shall be equipped with locks. Doors shall also be equipped with dead bolt locks or other secondary locking device.

Windows shall be equipped with exterior screens to allow adequate ventilation. All windows shall be equipped with interior shades, curtains, or blinds. Adequate all-weather parking space shall be available to accommodate a minimum of ten vehicles.

Suitable on-site sanitary facilities meeting Federal, State, and local health department requirements shall be provided, maintained clean and in good working condition, and shall be stocked with lavatory and sanitary supplies at all times.

Sanitary facilities shall include hot and cold potable running water, lavatory and toilet as an integral part of the office where available. Solid waste disposal consisting of two waste baskets and an outside trash container of sufficient size to accommodate a weekly provided pick-up service.

In addition, the following furniture and equipment shall be furnished.

- (a) Four desks with minimum working surface 42 x 30 in. (1.1 m x 750 mm) each and five non-folding chairs with upholstered seats and backs.
- (b) One desk with minimum working surface 48 x 72 in. (1.2 x 1.8 m) with height adjustment of 23 to 30 in. (585 to 750 mm).
- (c) One four-post drafting table with minimum top size of 37 1/2 x 48 in. (950 mm x 1.2 m). The top shall be basswood or equivalent and capable of being tilted through an angle of 50 degrees. An adjustable height drafting stool with upholstered seat and back shall also be provided.
- (d) Two free standing four drawer legal size file cabinet with lock and an underwriters' laboratories insulated file device 350 degrees one hour rating.
- (e) One 6 ft (1.8 m) folding table with six folding chairs.
- (f) One equipment cabinet of minimum inside dimension of 44 in. (1100 mm) high x 24 in. (600 mm) wide x 30 in. (750 mm) deep with lock. The walls shall be of steel with a 3/32 in. (2 mm) minimum thickness with concealed hinges and enclosed lock constructed in such a manner as to prevent entry by force. The cabinet assembly shall be permanently attached to a structural element of the field office in a manner to prevent theft of the entire cabinet.
- (g) One refrigerator with a minimum size of 16 cu ft (0.45 cu m) with a freezer unit.
- (h) One electric desk type tape printing calculator.
- (i) A minimum of two communication paths. The configuration shall include:
 - (1) Internet Connection. An internet service connection using telephone DSL, cable broadband, or CDMA wireless technology. Additionally, an 802.11g/N wireless router shall be provided, which will allow connection by the Engineer and up to four Department staff.

(2) Telephone Lines. Three separate telephone lines.

- (j) One plain paper copy machine capable of reproducing prints up to 11 x 17 in. (280 x 432 mm) with an automatic feed tray capable of storing 30 sheets of paper. Letter size and 11 x 17 in. (280 x 432 mm) paper shall be provided.
- (k) One plain paper fax machine with paper.
- (l) Two telephones, with touch tone, where available, and a digital telephone answering machine, for exclusive use by the Engineer.
- (m) One electric water cooler dispenser.
- (n) One first-aid cabinet fully equipped.
- (o) One microwave oven, 1 cu ft (0.03 cu m) minimum capacity.
- (p) One fire-proof safe, 0.5 cu ft (0.01 cu m) minimum capacity.
- (q) One electric paper shredder.
- (r) One post mounted rain gauge, located on the project site for each 5 miles (8 km) of project length.”

Revise the first sentence of the first paragraph of Article 670.07 of the Standard Specifications to read:

“The building or buildings fully equipped as specified will be paid for on a monthly basis until the building or buildings are released by the Engineer.”

Revise the last sentence of the first paragraph of Article 670.07 of the Standard Specifications to read:

“This price shall include all utility costs and shall reflect the salvage value of the building or buildings, equipment, and furniture which become the property of the Contractor after release by the Engineer, except that the Department will pay that portion of the monthly long distance telephone bills that, when combined, exceed \$150.”

EQUIPMENT RENTAL RATES (BDE)

Effective: August 2, 2007

Revised: January 2, 2008

Replace the second and third paragraphs of Article 105.07(b)(4)a. of the Standard Specifications with the following:

“Equipment idled which cannot be used on other work, and which is authorized to standby on the project site by the Engineer, will be paid for according to Article 109.04(b)(4).”

Replace Article 109.04(b)(4) of the Standard Specifications with the following:

“(4) Equipment. Equipment used for extra work shall be authorized by the Engineer. The equipment shall be specifically described, be of suitable size and capacity for the work to be performed, and be in good operating condition. For such equipment, the Contractor will be paid as follows.

- a. Contractor Owned Equipment. Contractor owned equipment will be paid for by the hour using the applicable FHWA hourly rate from the “Equipment Watch Rental Rate Blue Book” (Blue Book) in effect when the force account work begins. The FHWA hourly rate is calculated as follows.

$$\text{FHWA hourly rate} = (\text{monthly rate}/176) \times (\text{model year adj.}) \times (\text{Illinois adj.}) + \text{EOC}$$

Where: EOC = Estimated Operating Costs per hour (from the Blue Book)

The time allowed will be the actual time the equipment is operating on the extra work. For the time required to move the equipment to and from the site of the extra work and any authorized idle (standby) time, payment will be made at the following hourly rate: $0.5 \times (\text{FHWA hourly rate} - \text{EOC})$.

All time allowed shall fall within the working hours authorized for the extra work.

The rates above include the cost of fuel, oil, lubrication, supplies, small tools, necessary attachments, repairs, overhaul and maintenance of any kind, depreciation, storage, overhead, profits, insurance, and all incidentals. The rates do not include labor.

The Contractor shall submit to the Engineer sufficient information for each piece of equipment and its attachments to enable the Engineer to determine the proper equipment category. If a rate is not established in the Blue Book for a particular piece of equipment, the Engineer will establish a rate for that piece of equipment that is consistent with its cost and use in the industry.

- b. Rented Equipment. Whenever it is necessary for the Contractor to rent equipment to perform extra work, the rental and transportation costs of the equipment plus five percent for overhead will be paid. In no case shall the rental rates exceed those of established distributors or equipment rental agencies.

All prices shall be agreed to in writing before the equipment is used.”

FLAGGER AT SIDE ROADS AND ENTRANCES (BDE)

Effective: April 1, 2009

Revise the second paragraph of Article 701.13(a) of the Standard Specifications to read:

“The Engineer will determine when a side road or entrance shall be closed to traffic. A flagger will be required at each side road or entrance remaining open to traffic within the operation where two-way traffic is maintained on one lane of pavement. The flagger shall be positioned as shown on the plans or as directed by the Engineer.”

Revise the first and second paragraph of Article 701.20(i) of the Standard Specifications to read:

“Signs, barricades, or other traffic control devices required by the Engineer over and above those specified will be paid for according to Article 109.04. All flaggers required at side roads and entrances remaining open to traffic including those that are shown on the Highway Standards and/or additional barricades required by the Engineer to close side roads and entrances will be paid for according to Article 109.04.”

HOT-MIX ASPHALT - FIELD VOIDS IN THE MINERAL AGGREGATE (BDE)

Effective: April 1, 2007

Revised: April 1, 2008

Add the following to the table in Article 1030.05(d)(2)a. of the Standard Specifications:

"Parameter	Frequency of Tests	Frequency of Tests	Test Method See Manual of Test Procedures for Materials
	High ESAL Mixture Low ESAL Mixture	All Other Mixtures	
VMA	Day's production ≥ 1200 tons:	N/A	Illinois-Modified AASHTO R 35
Note 5.	1 per half day of production		
	Day's production < 1200 tons:		
	1 per half day of production for first 2 days and 1 per day thereafter (first sample of the day)		

Note 5. The G_{sb} used in the voids in the mineral aggregate (VMA) calculation shall be the same average G_{sb} value listed in the mix design.”

Add the following to the Control Limits table in Article 1030.05(d)(4) of the Standard Specifications:

"CONTROL LIMITS			
Parameter	High ESAL Low ESAL	High ESAL Low ESAL	All Other
	Individual Test	Moving Avg. of 4	Individual Test
VMA	-0.7 % ^{2/}	-0.5 % ^{2/}	N/A

2/ Allowable limit below minimum design VMA requirement”

Add the following to the table in Article 1030.05(d)(5) of the Standard Specifications:

“CONTROL CHART REQUIREMENTS	High ESAL Low ESAL	All Other
	VMA”	

Revise the heading of Article 1030.05(d)(6)a.1. of the Standard Specifications to read:

“1. Voids, VMA, and Asphalt Binder Content.”

Revise the first sentence of the first paragraph of Article 1030.05(d)(6)a.1.(a.) of the Standard Specifications to read:

“If the retest for voids, VMA, or asphalt binder content exceeds control limits, HMA production shall cease and immediate corrective action shall be instituted by the Contractor.”

Revise the table in Article 1030.05(e) of the Standard Specifications to read:

“Test Parameter	Acceptable Limits of Precision
% Passing: ^{1/}	
1/2 in. (12.5 mm)	5.0 %
No. 4 (4.75 mm)	5.0 %
No. 8 (2.36 mm)	3.0 %
No. 30 (600 μm)	2.0 %
Total Dust Content No. 200 (75 μm) ^{1/}	2.2 %
Asphalt Binder Content	0.3 %
Maximum Specific Gravity of Mixture	0.026
Bulk Specific Gravity	0.030
VMA	1.4 %
Density (% Compaction)	1.0 % (Correlated)

1/ Based on washed ignition.”

HOT-MIX ASPHALT – PLANT TEST FREQUENCY (BDE)

Effective: April 1, 2008

Revise the table in Article 1030.05(d)(2)a. of the Standard Specifications to read:

"Parameter	Frequency of Tests		Test Method See Manual of Test Procedures for Materials
	High ESAL Mixture Low ESAL Mixture	All Other Mixtures	
Aggregate Gradation Hot bins for batch and continuous plants. Individual cold-feed or combined belt-feed for drier drum plants. % passing sieves: 1/2 in. (12.5 mm), No. 4 (4.75 mm), No. 8 (2.36 mm), No. 30 (600 μm) No. 200 (75 μm) Note 1.	1 dry gradation per day of production (either morning or afternoon sample). and 1 washed ignition oven test on the mix per day of production (conduct in the afternoon if dry gradation is conducted in the morning or vice versa). Note 3. Note 4.	1 gradation per day of production. The first day of production shall be a washed ignition oven test on the mix. Thereafter, the testing shall alternate between dry gradation and washed ignition oven test on the mix. Note 4.	Illinois Procedure
Asphalt Binder Content by Ignition Oven Note 2.	1 per half day of production	1 per day	Illinois-Modified AASHTO T 308
Air Voids Bulk Specific Gravity of Gyrotory Sample	Day's production ≥ 1200 tons: 1 per half day of production Day's production < 1200 tons: 1 per half day of production for first 2 days and 1 per day thereafter (first sample of the day)	1 per day	Illinois-Modified AASHTO T 312
Maximum Specific Gravity of Mixture	Day's production ≥ 1200 tons: 1 per half day of production Day's production < 1200 tons: 1 per half day of production for first 2 days and 1 per day thereafter (first sample of the day)	1 per day	Illinois-Modified AASHTO T 209"

HOT-MIX ASPHALT – TRANSPORTATION (BDE)

Effective: April 1, 2008

Revise Article 1030.08 of the Standard Specifications to read:

“1030.08 Transportation. Vehicles used in transporting HMA shall have clean and tight beds. The beds shall be sprayed with asphalt release agents from the Department’s approved list. In lieu of a release agent, the Contractor may use a light spray of water with a light scatter of manufactured sand (FA 20 or FA 21) evenly distributed over the bed of the vehicle. After spraying, the bed of the vehicle shall be in a completely raised position and it shall remain in this position until all excess asphalt release agent or water has been drained.

When the air temperature is below 60 °F (15 °C), the bed, including the end, endgate, sides and bottom shall be insulated with fiberboard, plywood or other approved insulating material and shall have a thickness of not less than 3/4 in (20 mm). When the insulation is placed inside the bed, the insulation shall be covered with sheet steel approved by the Engineer. Each vehicle shall be equipped with a cover of canvas or other suitable material meeting the approval of the Engineer which shall be used if any one of the following conditions is present.

- (a) Ambient air temperature is below 60 °F (15 °C).
- (b) The weather is inclement.
- (c) The temperature of the HMA immediately behind the paver screed is below 250 °F (120 °C).

The cover shall extend down over the sides and ends of the bed for a distance of approximately 12 in. (300 mm) and shall be fastened securely. The covering shall be rolled back before the load is dumped into the finishing machine.”

LIQUIDATED DAMAGES (BDE)

Effective: April 1, 2009

Revise the table in Article 108.09 of the Standard Specifications to read:

“Schedule of Deductions for Each Day of Overrun in Contract Time			
Original Contract Amount		Daily Charges	
From More Than	To and Including	Calendar Day	Work Day
\$ 0	\$ 100,000	\$ 375	\$ 500
100,000	500,000	625	875
500,000	1,000,000	1,025	1,425
1,000,000	3,000,000	1,125	1,550
3,000,000	5,000,000	1,425	1,950
5,000,000	10,000,000	1,700	2,350
10,000,000	And over	3,325	4,650”

MULTILANE PAVEMENT PATCHING (BDE)

Effective: November 1, 2002

Pavement broken and holes opened for patching shall be completed prior to weekend or holiday periods. Should delays of any type or for any reason prevent the completion of the work, temporary patches shall be constructed. Material able to support the average daily traffic and meeting the approval of the Engineer shall be used for the temporary patches. The cost of furnishing, placing, maintaining, removing and disposing of the temporary work, including traffic control, shall be the responsibility of the Contractor.

NATIONAL POLLUTANT DISCHARGE ELIMINATION SYSTEM / EROSION AND SEDIMENT CONTROL DEFICIENCY DEDUCTION (BDE)

Effective: April 1, 2007

Revised: November 1, 2008

Revise Article 105.03(a) of the Standard Specifications to read:

“(a) National Pollutant Discharge Elimination System (NPDES) / Erosion and Sediment Control Deficiency Deduction. When the Engineer is notified or determines an erosion and/or sediment control deficiency(s) exists, or the Contractor’s activities represents a violation of the Department’s NPDES permits, the Engineer will notify and direct the Contractor to correct the deficiency within a specified time. The specified time, which begins upon notification to the Contractor, will be from 1/2 hour to 1 week based on the urgency of the situation and the nature of the work effort required. The Engineer will be the sole judge.

A deficiency may be any lack of repair, maintenance, or implementation of erosion and/or sediment control devices included in the contract, or any failure to comply with the conditions of the Department’s NPDES permits. A deficiency may also be applied to situations where corrective action is not an option such as the failure to participate in a jobsite inspection of the project, failure to install required measures prior to initiating earth moving operations, disregard of concrete washout requirements, or other disregard of the NPDES permit.

If the Contractor fails to correct a deficiency within the specified time, a daily monetary deduction will be imposed for each calendar day or fraction thereof the deficiency exists. The calendar day(s) will begin with notification to the Contractor and end with the Engineer’s acceptance of the correction. The daily monetary deduction will be either \$1000.00 or 0.05 percent of the awarded contract value, whichever is greater. For those deficiencies where corrective action was not an option, the monetary deduction will be immediate and will be valued at one calendar day.”

PAVEMENT MARKING REMOVAL (BDE)

Effective: April 1, 2009

Add the following to the end of the first paragraph of Article 783.03(a) of the Standard Specifications:

“The use of grinders will not be allowed on new surface courses.”

PAYMENTS TO SUBCONTRACTORS (BDE)

Effective: June 1, 2000

Revised: January 1, 2006

Federal regulations found at 49 CFR §26.29 mandate the Department to establish a contract clause to require Contractors to pay subcontractors for satisfactory performance of their subcontracts and to set the time for such payments.

State law also addresses the timing of payments to be made to subcontractors and material suppliers. Section 7 of the Prompt Payment Act, 30 ILCS 540/7, requires that when a Contractor receives any payment from the Department, the Contractor shall make corresponding, proportional payments to each subcontractor and material supplier performing work or supplying material within 15 calendar days after receipt of the Department payment. Section 7 of the Act further provides that interest in the amount of two percent per month, in addition to the payment due, shall be paid to any subcontractor or material supplier by the Contractor if the payment required by the Act is withheld or delayed without reasonable cause. The Act also provides that the time for payment required and the calculation of any interest due applies to transactions between subcontractors and lower-tier subcontractors and material suppliers throughout the contracting chain.

This Special Provision establishes the required federal contract clause, and adopts the 15 calendar day requirement of the State Prompt Payment Act for purposes of compliance with the federal regulation regarding payments to subcontractors. This contract is subject to the following payment obligations.

When progress payments are made to the Contractor according to Article 109.07 of the Standard Specifications, the Contractor shall make a corresponding payment to each subcontractor and material supplier in proportion to the work satisfactorily completed by each subcontractor and for the material supplied to perform any work of the contract. The proportionate amount of partial payment due to each subcontractor and material supplier throughout the contracting chain shall be determined by the quantities measured or otherwise determined as eligible for payment by the Department and included in the progress payment to the Contractor. Subcontractors and material suppliers shall be paid by the Contractor within 15 calendar days after the receipt of payment from the Department. The Contractor shall not hold retainage from the subcontractors. These obligations shall also apply to any payments made by subcontractors and material suppliers to their subcontractors and material suppliers; and to all payments made to lower tier subcontractors and material suppliers throughout the contracting chain. Any payment or portion of a payment subject to this provision may only be withheld from the subcontractor or material supplier to whom it is due for reasonable cause.

This Special Provision does not create any rights in favor of any subcontractor or material supplier against the State or authorize any cause of action against the State on account of any payment, nonpayment, delayed payment, or interest claimed by application of the State Prompt Payment Act. The Department will not approve any delay or postponement of the 15 day requirement except for reasonable cause shown after notice and hearing pursuant to Section 7(b) of the State Prompt Payment Act. State law creates other and additional remedies

available to any subcontractor or material supplier, regardless of tier, who has not been paid for work properly performed or material furnished. These remedies are a lien against public funds set forth in Section 23(c) of the Mechanics Lien Act, 770 ILCS 60/23(c), and a recovery on the Contractor's payment bond according to the Public Construction Bond Act, 30 ILCS 550.

PAYROLLS AND PAYROLL RECORDS (BDE)

Effective: March 1, 2009

FEDERAL AID CONTRACTS. Revise the following section of Check Sheet #1 of the Recurring Special Provisions to read:

"STATEMENTS AND PAYROLLS

The payroll records shall include each worker's name, address, telephone number, social security number, classification, rate of pay, number of hours worked each day, starting and ending times of work each day, total hours worked each week, itemized deductions made, and actual wages paid.

The Contractor and each subcontractor shall submit payroll records to the Engineer each week from the start to the completion of their respective work, except that full social security numbers and home addresses shall not be included on weekly transmittals. Instead the payrolls shall include an identification number for each employee (e.g., the last four digits of the employee's social security number.). The submittals shall be on the Department's form SBE 48, or an approved facsimile. When there has been no activity during a work week, a payroll record shall still be submitted with the appropriate box ("No Work", "Suspended", or "Complete") checked on the form."

STATE CONTRACTS. Revise Section IV of Check Sheet #5 of the Recurring Special Provisions to read:

"IV.COMPLIANCE WITH THE PREVAILING WAGE ACT

1. **Prevailing Wages.** All wages paid by the Contractor and each subcontractor shall be in compliance with The Prevailing Wage Act (820 ILCS 130), as amended, except where a prevailing wage violates a federal law, order, or ruling, the rate conforming to the federal law, order, or ruling shall govern. The Contractor shall be responsible to notify each subcontractor of the wage rates set forth in this contract and any revisions thereto. If the Department of Labor revises the wage rates, the Contractor will not be allowed additional compensation on account of said revisions.
2. **Payroll Records.** The Contractor and each subcontractor shall make and keep, for a period of three years from the date of completion of this contract, records of the wages paid to his/her workers. The payroll records shall include each worker's name, address, telephone number, social security number, classification, rate of pay, number of hours worked each day, starting and ending times of work each day, total hours worked each week, itemized deductions made, and actual wages paid. Upon two business days' notice, these records shall be available, at all reasonable hours at a location within the State, for inspection by the Department or the Department of Labor.

3. Submission of Payroll Records. The Contractor and each subcontractor shall submit payroll records to the Engineer each week from the start to the completion of their respective work, except that full social security numbers and home addresses shall not be included on weekly transmittals. Instead the payrolls shall include an identification number for each employee (e.g., the last four digits of the employee's social security number). The submittals shall be on the Department's form SBE 48, or an approved facsimile. When there has been no activity during a work week, a payroll record shall still be submitted with the appropriate box ("No Work", "Suspended", or "Complete") checked on the form.

Each submittal shall be accompanied by a statement signed by the Contractor or subcontractor which avers that: (i) such records are true and accurate; (ii) the hourly rate paid to each worker is not less than the general prevailing rate of hourly wages required by the Act; and (iii) the Contractor or subcontractor is aware that filing a payroll record that he/she knows to be false is a Class B misdemeanor.

4. Employee Interviews. The Contractor and each subcontractor shall permit his/her employees to be interviewed on the job, during working hours, by compliance investigators of the Department or the Department of Labor."

PERSONAL PROTECTIVE EQUIPMENT (BDE)

Effective: November 1, 2008

Revise the first sentence of Article 701.12 of the Standard Specifications to read:

"All personnel on foot, excluding flaggers, within the highway right-of-way shall wear a fluorescent orange, fluorescent yellow/green, or a combination of fluorescent orange and fluorescent yellow/green vest meeting the requirements of ANSI/ISEA 107-2004 for Conspicuity Class 2 garments."

PLASTIC BLOCKOUTS FOR GUARDRAIL (BDE)

Effective: November 1, 2004

Revised: January 1, 2007

Add the following to Article 630.02 of the Standard Specifications:

"(g) Plastic Blockouts (Note 1.)

Note 1. Plastic blockouts may be used in lieu of wood blockouts for steel plate beam guardrail. The plastic blockouts shall be the minimum dimensions shown on the plans and shall be on the Department's approved list."

PUBLIC CONVENIENCE AND SAFETY (BDE)

Effective: January 1, 2000

Add the following paragraph after the fourth paragraph of Article 107.09 of the Standard Specifications.

“On weekends, excluding holidays, roadways with Average Daily Traffic of 25,000 or greater, all lanes shall be open to traffic from 3:00 P.M. Friday to midnight Sunday except where structure construction or major rehabilitation makes it impractical.”

RAILROAD PROTECTIVE LIABILITY INSURANCE (5 AND 10) (BDE)

Effective: January 1, 2006

Description. Railroad Protective Liability and Property Damage Liability Insurance shall be carried according to Article 107.11 of the Standard Specifications, except the limits shall be a minimum of \$5,000,000 combined single limit per occurrence for bodily injury liability and property damage liability with an aggregate limit of \$10,000,000 over the life of the policy. A separate policy is required for each railroad unless otherwise noted.

NAMED INSURED & ADDRESS	NUMBER & SPEED OF PASSENGER TRAINS	NUMBER & SPEED OF FREIGHT TRAINS
Terminal Railroad Association of Saint Louis 1000 St. Louis Union Station St. Louis, MO 63103	None	1 Switch Crew per/day 5 MPH
DOT/AAR No.: 803121S RR Division: N/A	RR Mile Post: 5.4 RR Sub-Division: N/A	
For Freight/Passenger Information Contact: Rick Martin For Insurance Information Contact: Rick Martin		Phone: (618) 451-8428 Phone: (618) 451-8428

Alton & Southern Railroad 1000 S. 22 nd Street East St. Louis, IL 62207	None	1 Switch Crew per/day
DOT/AAR No.: 846-949N RR Division: Gateway	RR Mile Post: 1.13 RR Sub-Division: N/A	
For Freight/Passenger Information Contact: David Smith For Insurance Information Contact: David Smith		Phone: (618) 482-7733 Phone: (618) 482-7733

Approval of Insurance. The original and one certified copy of each required policy shall be submitted to the following address for approval:

Illinois Department of Transportation
 Bureau of Design and Environment
 2300 South Dirksen Parkway, Room 326
 Springfield, Illinois 62764

The Contractor will be advised when the Department has received approval of the insurance from the railroad(s). Before any work begins on railroad right-of-way, the Contractor shall submit to the Engineer evidence that the required insurance has been approved by the railroad(s). The Contractor shall also provide the Engineer with the expiration date of each required policy.

Basis of Payment. Providing Railroad Protective Liability and Property Damage Liability Insurance will be paid for at the contract unit price per Lump Sum for RAILROAD PROTECTIVE LIABILITY INSURANCE.

RECLAIMED ASPHALT PAVEMENT (RAP) (BDE)

Effective: January 1, 2007

Revised: April 1, 2009

In Article 1030.02(g), delete the last sentence of the first paragraph in (Note 2).

Revise Section 1031 of the Standard Specifications to read:

“SECTION 1031. RECLAIMED ASPHALT PAVEMENT

1031.01 Description. Reclaimed asphalt pavement (RAP) is reclaimed asphalt pavement resulting from cold milling or crushing of an existing dense graded hot-mix asphalt (HMA) pavement. The Contractor shall supply written documentation that the RAP originated from routes or airfields under federal, state, or local agency jurisdiction.

1031.02 Stockpiles. The Contractor shall construct individual, sealed RAP stockpiles meeting one of the following definitions. No additional RAP shall be added to the pile after the pile has been sealed. Stockpiles shall be sufficiently separated to prevent intermingling at the base. Stockpiles shall be identified by signs indicating the type as listed below (i.e. “Homogeneous Surface”).

Prior to milling, the Contractor shall request the District to provide verification of the quality of the RAP to clarify appropriate stockpile.

- (a) Homogeneous. Homogeneous RAP stockpiles shall consist of RAP from Class I, Superpave (High ESAL), HMA (High ESAL), or equivalent mixtures and represent:
1) the same aggregate quality, but shall be at least C quality; 2) the same type of crushed aggregate (either crushed natural aggregate, ACBF slag, or steel slag); 3) similar gradation; and 4) similar asphalt binder content. If approved by the Engineer, combined single pass surface/binder millings may be considered “homogenous” with a quality rating dictated by the lowest coarse aggregate quality present in the mixture.
- (b) Conglomerate. Conglomerate RAP stockpiles shall consist of RAP from Class I, Superpave (High ESAL), HMA (High ESAL), or equivalent mixtures. The coarse aggregate in this RAP shall be crushed aggregate and may represent more than one aggregate type and/or quality but shall be at least C quality. This RAP may have an inconsistent gradation and/or asphalt binder content prior to processing. All

conglomerate RAP shall be processed prior to testing by crushing to where all RAP shall pass the 5/8 in. (16 mm) or smaller screen. Conglomerate RAP stockpiles shall not contain steel slag or other expansive material as determined by the Department.

(c) Conglomerate “D” Quality (DQ). Conglomerate DQ RAP stockpiles shall consist of RAP from Class I, Superpave (High or Low ESAL), HMA (High or Low ESAL), or equivalent mixtures. The coarse aggregate in this RAP may be crushed or round but shall be at least D quality. This RAP may have an inconsistent gradation and/or asphalt binder content. Conglomerate DQ RAP stockpiles shall not contain steel slag or other expansive material as determined by the Department.

(d) Non-Quality. RAP stockpiles that do not meet the requirements of the stockpile categories listed above shall be classified as “Non-Quality”.

RAP containing contaminants, such as earth, brick, sand, concrete, sheet asphalt, bituminous surface treatment (i.e. chip seal), pavement fabric, joint sealants, etc., will be unacceptable unless the contaminants are removed to the satisfaction of the Engineer. Sheet asphalt shall be stockpiled separately.

1031.03 Testing. When used in HMA, the RAP shall be sampled and tested either during or after stockpiling.

For testing during stockpiling, washed extraction samples shall be run at the minimum frequency of one sample per 500 tons (450 metric tons) for the first 2000 tons (1800 metric tons) and one sample per 2000 tons (1800 metric tons) thereafter. A minimum of five tests shall be required for stockpiles less than 4000 tons (3600 metric tons).

For testing after stockpiling, the Contractor shall submit a plan for approval to the District proposing a satisfactory method of sampling and testing the RAP pile either in-situ or by restockpiling. The sampling plan shall meet the minimum frequency required above and detail the procedure used to obtain representative samples throughout the pile for testing.

Before extraction, each field sample shall be split to obtain two samples of test sample size. One of the two test samples from the final split shall be labeled and stored for Department use. The Contractor shall extract the other test sample according to Department procedure. The Engineer reserves the right to test any sample (split or Department-taken) to verify Contractor test results.

Evaluation of Test Results. All of the extraction results shall be compiled and averaged for asphalt binder content and gradation and, when applicable G_{mm} . Individual extraction test results, when compared to the averages, will be accepted if within the tolerances listed below.

Parameter	Homogeneous / Conglomerate	Conglomerate “D” Quality
1 in. (25 mm)		± 5 %
1/2 in. (12.5 mm)	± 8 %	± 15 %
No. 4 (4.75 mm)	± 6 %	± 13 %
No. 8 (2.36 mm)	± 5 %	

No. 16 (1.18 mm)		± 15 %
No. 30 (600 μm)	± 5 %	
No. 200 (75 μm)	± 2.0 %	± 4.0 %
Asphalt Binder	± 0.4 % ^{1/}	± 0.5 %

1/ The tolerance for fractionated reclaimed asphalt pavement (FRAP) shall be ± 0.3 %.

If more than 20 percent of the individual sieves are out of the gradation tolerances, or if more than 20 percent of the asphalt binder content test results fall outside the appropriate tolerances, the RAP shall not be used in HMA unless the RAP representing the failing tests is removed from the stockpile. All test data and acceptance ranges shall be sent to the District for evaluation.

With the approval of the Engineer, the ignition oven may be substituted for extractions according to the Illinois Test Procedure, "Calibration of the Ignition Oven for the Purpose of Characterizing Reclaimed Asphalt Pavement (RAP)".

1031.04 Quality Designation of Aggregate in RAP. The quality of the RAP shall be set by the lowest quality of coarse aggregate in the RAP stockpile and are designated as follows.

- (a) RAP from Class I, Superpave (High ESAL), or HMA (High ESAL) surface mixtures are designated as containing Class B quality coarse aggregate.
- (b) RAP from Superpave (Low ESAL)/HMA (Low ESAL) IL-19.0L binder and IL-9.5L surface mixtures are designated as Class D quality coarse aggregate.
- (c) RAP from Class I, Superpave (High ESAL), or HMA (High ESAL) binder mixtures, bituminous base course mixtures, and bituminous base course widening mixtures are designated as containing Class C quality coarse aggregate.
- (d) RAP from bituminous stabilized subbase and BAM shoulders are designated as containing Class D quality coarse aggregate.

1031.05 Use of RAP in HMA. The use of RAP shall be a Contractor's option when constructing HMA in all contracts. The use of RAP in HMA shall be as follows.

- (a) Coarse Aggregate Size. The coarse aggregate in all RAP shall be equal to or less than the nominal maximum size requirement for the HMA mixture to be produced.
- (b) Steel Slag Stockpiles. RAP stockpiles containing steel slag or other expansive material, as determined by the Department, shall be homogeneous and will be approved for use in HMA (High ESAL and Low ESAL) surface mixtures only.
- (c) Use in HMA Surface Mixtures (High and Low ESAL). RAP stockpiles for use in HMA surface mixtures (High and Low ESAL) shall be homogeneous in which the coarse aggregate is Class B quality or better.

- (d) Use in HMA Binder Mixtures (High and Low ESAL), HMA Base Course, and HMA Base Course Widening. RAP stockpiles for use in HMA binder mixtures (High and Low ESAL), HMA base course, and HMA base course widening shall be homogeneous, or conglomerate, in which the coarse aggregate is Class C quality or better.
- (e) Use in Shoulders and Subbase. RAP stockpiles for use in HMA shoulders and stabilized subbase (HMA) shall be homogeneous, conglomerate, or conglomerate DQ.
- (f) When the Contractor chooses the RAP option, the percentage of RAP shall not exceed the amounts indicated in the table below for a given N Design.

Max RAP Percentage

HMA Mixtures ^{1/, 3/}	Maximum % RAP		
Ndesign	Binder/Leveling Binder	Surface	Polymer Modified
30	30	30	10
50	25	15	10
70	15 / 25 ^{2/}	10 / 15 ^{2/}	10
90	10	10	10
105	10	10	10

- 1/ For HMA shoulder and stabilized subbase (HMA) N-30, the amount of RAP shall not exceed 50% of the mixture.
- 2/ Value of Max % RAP if homogeneous RAP stockpile of IL-9.5 RAP is utilized.
- 3/ When RAP exceeds 20 percent, the high and low virgin asphalt binder grades shall each be reduced by one grade (i.e. 25 percent RAP would require a virgin asphalt binder grade of PG64-22 to be reduced to a PG58-28). If warm mix asphalt (WMA) technology is utilized, and production temperatures do not exceed 275°F (135 °C) the grades shall be reduced as follows:

Overlays:

When WMA contains between 20 and 30 percent RAP the high temperature shall be reduced by one grade (i.e. 25 percent RAP would require a virgin asphalt binder grade of PG64-22 to be reduced to a PG58-22). When WMA contains 30 percent or more RAP the high and low temperature grades shall each be reduced by one grade (i.e. 35 percent RAP would require a virgin asphalt binder grade of PG64-22 to be reduced to a PG58-28).

Full Depth:

When WMA contains between 20 and 30 percent RAP, the low temperature shall be reduced by one grade (i.e. 25 percent RAP would require a virgin asphalt binder grade of PG64-22 to be reduced to a PG64-28). When the WMA contains 30 percent or more RAP the high and low temperature grades shall each be reduced by one grade (i.e. 35 percent RAP would require a virgin asphalt binder grade of PG64-22 to be reduced to a PG58-28).

(g) When the Contractor chooses the FRAP option, the percentage of FRAP shall not exceed the amounts indicated in the table below for a given N Design.

Max FRAP Percentage^{1/}

HMA Mixtures ^{2/, 3/}	Maximum % FRAP		
	Ndesign	Binder/Leveling Binder	Surface
30	35	35	10
50	30	25	10
70	25	20	10
90	20	15	10
105	10	10	10

- 1/ Minimum of two fractions for surface and binder applications.
- 2/ For HMA shoulder and stabilized subbase (HMA) N30, the amount of RAP shall not exceed 50 percent of the mixture.
- 3/ When FRAP exceeds 20 percent, the high and low virgin asphalt binder grades shall each be reduced by one grade (i.e. 25 percent RAP would require a virgin asphalt binder grade of PG64-22 to be reduced to a PG58-28). If warm mix asphalt (WMA) technology is utilized, and production temperatures do not exceed 275°F (135 °C) the grades shall be reduced as follows:

Overlays:

When WMA contains between 20 and 30 percent FRAP the high temperature shall be reduced by one grade (i.e. 25 percent FRAP would require a virgin asphalt binder grade of PG64-22 to be reduced to a PG58-22). When WMA contains 30 percent or more FRAP the high and low temperature grades shall each be reduced by one grade (i.e. 35 percent FRAP would require a virgin asphalt binder grade of PG64-22 to be reduced to a PG58-28).

Full Depth:

When WMA contains between 20 and 30 percent FRAP, the low temperature shall be reduced by one grade (i.e. 25 percent FRAP would require a virgin asphalt binder grade of PG64-22 to be reduced to a PG64-28). When the WMA contains 30 percent or more FRAP the high and low temperature grades shall each be reduced by one grade (i.e. 35 percent FRAP would require a virgin asphalt binder grade of PG64-22 to be reduced to a PG58-28).

1031.06 HMA Mix Designs. At the Contractor's option, HMA mixtures may be constructed utilizing RAP material meeting the above detailed requirements.

RAP designs shall be submitted for volumetric verification. If additional RAP stockpiles are tested and found that no more than 20 percent of the results, as defined under "Testing" herein,

are outside of the control tolerances set for the original RAP stockpile and HMA mix design, and meets all of the requirements herein, the additional RAP stockpiles may be used in the original mix design at the percent previously verified.

1031.07 HMA Production. The coarse aggregate in all RAP used shall be equal to or less than the nominal maximum size requirement for the HMA mixture being produced.

To remove or reduce agglomerated material, a scalping screen, crushing unit, or comparable sizing device approved by the Engineer shall be used in the RAP feed system to remove or reduce oversized material. If material passing the sizing device adversely affects the mix production or quality of the mix, the sizing device shall be set at a size specified by the Engineer.

If the RAP control tolerances or QC/QA test results require corrective action, the Contractor shall cease production of the mixture containing RAP and either switch to the virgin aggregate design or submit a new RAP design.

HMA plants utilizing RAP shall be capable of automatically recording and printing the following information.

(a) Dryer Drum Plants.

- (1) Date, month, year, and time to the nearest minute for each print.
- (2) HMA mix number assigned by the Department.
- (3) Accumulated weight of dry aggregate (combined or individual) in tons (metric tons) to the nearest 0.1 ton (0.1 metric ton).
- (4) Accumulated dry weight of RAP in tons (metric tons) to the nearest 0.1 ton (0.1 metric ton).
- (5) Accumulated mineral filler in revolutions, tons (metric tons), etc. to the nearest 0.1 unit.
- (6) Accumulated asphalt binder in gallons (liters), tons (metric tons), etc. to the nearest 0.1 unit.
- (7) Residual asphalt binder in the RAP material as a percent of the total mix to the nearest 0.1 percent.
- (8) Aggregate and RAP moisture compensators in percent as set on the control panel. (Required when accumulated or individual aggregate and RAP are printed in wet condition.)

(b) Batch Plants.

- (1) Date, month, year, and time to the nearest minute for each print.

- (2) HMA mix number assigned by the Department.
- (3) Individual virgin aggregate hot bin batch weights to the nearest pound (kilogram).
- (4) Mineral filler weight to the nearest pound (kilogram).
- (5) RAP weight to the nearest pound (kilogram).
- (6) Virgin asphalt binder weight to the nearest pound (kilogram).
- (7) Residual asphalt binder in the RAP material as a percent of the total mix to the nearest 0.1 percent.

The printouts shall be maintained in a file at the plant for a minimum of one year or as directed by the Engineer and shall be made available upon request. The printing system will be inspected by the Engineer prior to production and verified at the beginning of each construction season thereafter.

1031.08 RAP in Aggregate Surface Course and Aggregate Shoulders. The use of RAP in aggregate surface course and aggregate shoulders shall be as follows.

- (a) Stockpiles and Testing. RAP stockpiles may be any of those listed in Article 1031.02, except "Other". The testing requirements of Article 1031.03 shall not apply.
- (b) Gradation. One hundred percent of the RAP material shall pass the 1 1/2 in. (37.5 mm) sieve. The RAP material shall be reasonably well graded from coarse to fine. RAP material that is gap-graded or single sized will not be accepted."

REFLECTIVE SHEETING ON CHANNELIZING DEVICES (BDE)

Effective: April 1, 2007

Revised: November 1, 2008

Revise the seventh paragraph of Article 1106.02 of the Standard Specifications to read:

"At the time of manufacturing, the retroreflective prismatic sheeting used on channelizing devices shall meet or exceed the initial minimum coefficient of retroreflection as specified in the following table. Measurements shall be conducted according to ASTM E 810, without averaging. Sheeting used on cones, drums and flexible delineators shall be reboundable as tested according to ASTM D 4956. Prestriped sheeting for rigid substrates on barricades shall be white and orange. [The sheeting shall be uniform in color and devoid of streaks throughout the length of each roll. The color shall conform to the latest appropriate standard color tolerance chart issued by the U.S. Department of Transportation, Federal Highway Administration, and to the daytime and nighttime color requirements of ASTM D 4956.](#)

Initial Minimum Coefficient of Retroreflection candelas/foot candle/sq ft (candelas/lux/sq m) of material				
Observation Angle (deg.)	Entrance Angle (deg.)	White	Orange	Fluorescent Orange
0.2	-4	365	160	150
0.2	+30	175	80	70
0.5	-4	245	100	95
0.5	+30	100	50	40"

Revise the first sentence of the first paragraph of Article 1106.02(c) of the Standard Specifications to read:

“Barricades and vertical panels shall have alternating white and orange stripes sloping downward at 45 degrees toward the side on which traffic will pass.”

Revise the third sentence of the first paragraph of Article 1106.02(d) of the Standard Specifications to read:

“The bottom panels shall be 8 x 24 in. (200 x 600 mm) with alternating white and orange stripes sloping downward at 45 degrees toward the side on which traffic will pass.”

STEEL PLATE BEAM GUARDRAIL (BDE)

Effective: November 1, 2005

Revised: August 1, 2007

Revise the first paragraph of Article 1006.25 of the Standard Specifications to read:

"1006.25 Steel Plate Beam Guardrail. Steel plate beam guardrail, including bolts, nuts, and washers, shall be according to AASHTO M 180. The guardrail shall be Class A, with a Type II galvanized coating; except the weight (mass) of the coating for each side of the guardrail shall be at least 2.00 oz/sq ft (610 g/sq m). The coating will be determined for each side of the guardrail using the average of at least three non-destructive test readings taken on that side of the guardrail. The minimum average thickness for each side shall be 3.4 mils (86 µm).”

SUBCONTRACTOR MOBILIZATION PAYMENTS (BDE)

Effective: April 2, 2005

To account for the preparatory work and operations necessary for the movement of subcontractor personnel, equipment, supplies, and incidentals to the project site and for all other work or operations that must be performed or costs incurred when beginning work approved for subcontracting in accordance with Article 108.01 of the Standard Specifications, the Contractor shall make a mobilization payment to each subcontractor.

This mobilization payment shall be made at least 14 days prior to the subcontractor starting work. The amount paid shall be equal to 3 percent of the amount of the subcontract reported on form BC 260A submitted for the approval of the subcontractor’s work.

This provision shall be incorporated directly or by reference into each subcontract approved by the Department.

THERMOPLASTIC PAVEMENT MARKINGS (BDE)

Effective: January 1, 2007

Revise Article 1095.01(a)(2) of the Standard Specifications to read:

“(2) Pigment. The pigment used for the white thermoplastic compound shall be a high-grade pure (minimum 93 percent) titanium dioxide (TiO₂). The white pigment content shall be a minimum of ten percent by weight and shall be uniformly distributed throughout the thermoplastic compound.

The pigments used for the yellow thermoplastic compound shall not contain any hazardous materials listed in the Environmental Protection Agency Code of Federal Regulations (CFR) 40, Section 261.24, Table 1. The combined total of RCRA listed heavy metals shall not exceed 100 ppm when tested by X-ray fluorescence spectroscopy. The pigments shall also be heat resistant, UV stable and color-fast yellows, golds, and oranges, which shall produce a compound which shall match Federal Standard 595 Color No. 33538. The pigment shall be uniformly distributed throughout the thermoplastic compound.”

Revise Article 1095.01(b)(1)e. of the Standard Specifications to read:

“e. Daylight Reflectance and Color. The thermoplastic compound after heating for four hours ± five minutes at 425 ± 3 °F (218.3 ± 2 °C) and cooled at 77 °F (25 °C) shall meet the following requirements for daylight reflectance and color, when tested, using a color spectrophotometer with 45 degree circumferential/zero degree geometry, illuminant C, and two degree observer angle. The color instrument shall measure the visible spectrum from 380 to 720 nm with a wavelength measurement interval and spectral bandpass of 10 nm.

White: Daylight Reflectance75 percent min.

*Yellow: Daylight Reflectance45 percent min.

*Shall meet the coordinates of the following color tolerance chart.

x	0.490	0.475	0.485	0.530
y	0.470	0.438	0.425	0.456”

Revise Article 1095.01(b)(1)k. of the Standard Specifications to read:

“k. Accelerated Weathering. After heating the thermoplastic for four hours ± five minutes at 425 ± 3 °F (218.3 ± 2 °C) the thermoplastic shall be applied to a steel wool abraded aluminum alloy panel (Federal Test Std. No. 141, Method 2013) at a film thickness of 30 mils (0.70 mm) and allowed to cool for 24 hours at room

temperature. The coated panel shall be subjected to accelerated weathering using the light and water exposure apparatus (fluorescent UV - condensation type) for 75 hours according to ASTM G 53 (equipped with UVB-313 lamps).

The cycle shall consist of four hours UV exposure at 122 °F (50 °C) followed by four hours of condensation at 104 °F (40 °C). UVB 313 bulbs shall be used. At the end of the exposure period, the panel shall not exceed 10 Hunter Lab Delta E units from the original material.”

WORKING DAYS (BDE)

Effective: January 1, 2002

The Contractor shall complete the work within **75** working days.

BITUMINOUS MATERIALS COST ADJUSTMENTS (BDE) (RETURN FORM WITH BID)

Effective: November 2, 2006

Revised: April 1, 2009

Description. Bituminous material cost adjustments will be made to provide additional compensation to the Contractor, or credit to the Department, for fluctuations in the cost of bituminous materials when optioned by the Contractor. The adjustments shall apply to permanent and temporary hot-mix asphalt (HMA) mixtures, bituminous surface treatments (cover and seal coats), and pavement preservation type surface treatments. The adjustments shall not apply to bituminous prime coats, tack coats, crack filling/sealing, or joint filling/sealing.

The bidder shall indicate on the attached form whether or not this special provision will be part of the contract and submit the completed form with his/her bid. Failure to submit the form, or failure to fill out the form completely, shall make this contract exempt of bituminous materials cost adjustments.

Method of Adjustment. Bituminous materials cost adjustments will be computed as follows.

$$CA = (BPI_P - BPI_L) \times (\%AC_V / 100) \times Q$$

- Where: CA = Cost Adjustment, \$.
BPI_P = Bituminous Price Index, as published by the Department for the month the work is performed, \$/ton (\$/metric ton).
BPI_L = Bituminous Price Index, as published by the Department for the month prior to the letting, \$/ton (\$/metric ton).
%AC_V = Percent of virgin Asphalt Cement in the Quantity being adjusted. For HMA mixtures, the % AC_V will be determined from the adjusted job mix formula. For bituminous materials applied, a performance graded or cutback asphalt will be considered to be 100% AC_V and undiluted emulsified asphalt will be considered to be 65% AC_V.
Q = Authorized construction Quantity, tons (metric tons) (see below).

For HMA mixtures measured in square yards: $Q, \text{ tons} = A \times D \times (G_{mb} \times 46.8) / 2000$. For HMA mixtures measured in square meters: $Q, \text{ metric tons} = A \times D \times (G_{mb} \times 24.99) / 1000$. When computing adjustments for full-depth HMA pavement, separate calculations will be made for the binder and surface courses to account for their different G_{mb} and % AC_v.

For bituminous materials measured in gallons: $Q, \text{ tons} = V \times 8.33 \text{ lb/gal} \times SG / 2000$

For bituminous materials measured in liters: $Q, \text{ metric tons} = V \times 1.0 \text{ kg/L} \times SG / 1000$

Where: A = Area of the HMA mixture, sq yd (sq m).
D = Depth of the HMA mixture, in. (mm).
 G_{mb} = Average bulk specific gravity of the mixture, from the approved mix design.
V = Volume of the bituminous material, gal (L).
SG = Specific Gravity of bituminous material as shown on the bill of lading.

Basis of Payment. Bituminous materials cost adjustments may be positive or negative but will only be made when there is a difference between the BPI_L and BPI_P in excess of five percent, as calculated by:

$$\text{Percent Difference} = \{(BPI_L - BPI_P) \div BPI_L\} \times 100$$

Bituminous materials cost adjustments will be calculated for each calendar month in which applicable bituminous material is placed; and will be paid or deducted when all other contract requirements for the work placed during the month are satisfied. The adjustments shall not apply during contract time subject to liquidated damages for completion of the entire contract.

RETURN WITH BID

ILLINOIS DEPARTMENT OF TRANSPORTATION

OPTION FOR BITUMINOUS MATERIALS COST ADJUSTMENTS

The bidder shall submit this completed form with his/her bid. Failure to submit the form, or failure to fill out the form completely, shall make this contract exempt of bituminous materials cost adjustments. After award, this form, when submitted, shall become part of the contract.

Contract No.: _____

Company Name: _____

Contractor's Option:

Is your company opting to include this special provision as part of the contract?

Yes No

Signature: _____ **Date:** _____

FUEL COST ADJUSTMENT (BDE) (RETURN FORM WITH BID)

Effective: April 1, 2009

Description. Fuel cost adjustments will be made to provide additional compensation to the Contractor, or a credit to the Department, for fluctuations in fuel prices when optioned by the Contractor. The bidder shall indicate on the attached form whether or not this special provision will be part of the contract and submit the completed form with his/her bid. Failure to submit the form or failure to indicate contract number, company name and sign and date the form shall make this contract exempt of fuel cost adjustments for all categories of work. Failure to indicate "Yes" for any category of work will make that category of work exempt from fuel cost adjustment.

General. The fuel cost adjustment shall apply to contract pay items as grouped by category. The adjustment shall only apply to those categories of work checked "Yes", and only when the cumulative plan quantities for a category exceed the required threshold. Adjustments to work items in a category, either up or down, and work added by adjusted unit price will be subject to fuel cost adjustment only when the category representing the added work was subject to the fuel cost adjustment. Added work paid for by time and materials will not be subject to fuel cost adjustment. Category descriptions and thresholds for application and the fuel usage factors which are applicable to each are as follows:

(a) Categories of Work.

- (1) Category A: Earthwork. Contract pay items performed under Sections 202, 204, and 206 including any modified standard or nonstandard items where the character of the work to be performed is considered earthwork. The cumulative total of all applicable item plan quantities shall exceed 25,000 cu yd (20,000 cu m). Included in the fuel usage factor is a weighted average 0.10 gal/cu yd (0.50 liters/cu m) factor for trucking.
- (2) Category B: Subbases and Aggregate Base Courses. Contract pay items constructed under Sections 311, 312 and 351 including any modified standard or nonstandard items where the character of the work to be performed is considered construction of a subbase or aggregate, stabilized or modified base course. The cumulative total of all applicable item plan quantities shall exceed 5000 tons (4500 metric tons). Included in the fuel usage factor is a 0.60 gal/ton (2.50 liters/metric ton) factor for trucking.
- (3) Category C: Hot-Mix Asphalt (HMA) Bases, Pavements and Shoulders. Contract pay items constructed under Sections 355, 406, 407 and 482 including any modified standard or nonstandard items where the character of the work to be performed is considered HMA bases, pavements and shoulders. The cumulative total of all applicable item plan quantities shall exceed 5000 tons (4500 metric tons). Included in the fuel usage factor is 0.60 gal/ton (2.50 liters/metric ton) factor for trucking.
- (4) Category D: Portland Cement Concrete (PCC) Bases, Pavements and Shoulders. Contract pay items constructed under Sections 353, 420, 421 and 483 including any modified standard or nonstandard items where the character of the work to be

performed is considered PCC base, pavement or shoulder. The cumulative total of all applicable item plan quantities shall exceed 7500 sq yd (6000 sq m). Included in the fuel usage factor is 1.20 gal/cu yd (5.94 liters/cu m) factor for trucking.

- (5) Category E: Structures. Structure items having a cumulative bid price that exceeds \$250,000 for pay items constructed under Sections 502, 503, 504, 505, 512, 516 and 540 including any modified standard or nonstandard items where the character of the work to be performed is considered structure work when similar to that performed under these sections and not included in categories A through D.

(b) Fuel Usage Factors.

English Units		
Category	Factor	Units
A - Earthwork	0.34	gal / cu yd
B – Subbase and Aggregate Base courses	0.62	gal / ton
C – HMA Bases, Pavements and Shoulders	1.05	gal / ton
D – PCC Bases, Pavements and Shoulders	2.53	gal / cu yd
E – Structures	8.00	gal / \$1000

Metric Units		
Category	Factor	Units
A - Earthwork	1.68	liters / cu m
B – Subbase and Aggregate Base courses	2.58	liters / metric ton
C – HMA Bases, Pavements and Shoulders	4.37	liters / metric ton
D – PCC Bases, Pavements and Shoulders	12.52	liters / cu m
E – Structures	30.28	liters / \$1000

(c) Quantity Conversion Factors.

Category	Conversion	Factor
B	sq yd to ton	0.057 ton / sq yd / in depth
	sq m to metric ton	0.00243 metric ton / sq m / mm depth
C	sq yd to ton	0.056 ton / sq yd / in depth
	sq m to metric ton	0.00239 m ton / sq m / mm depth
D	sq yd to cu yd	0.028 cu yd / sq yd / in depth
	sq m to cu m	0.001 cu m / sq m / mm depth

Method of Adjustment. Fuel cost adjustments will be computed as follows.

$$CA = (FPI_P - FPI_L) \times (FUF / 100) \times Q$$

Where: CA = Cost Adjustment, \$
 FPI_P = Fuel Price Index, as published by the Department for the month the work is performed, \$/gal (\$/liter)

- FPI_L = Fuel Price Index, as published by the Department for the month prior to the letting, \$/gal (\$/liter)
- FUF = Fuel Usage Factor in the pay item(s) being adjusted
- Q = Authorized construction Quantity, tons (metric tons) or cu yd (cu m)

The entire FUF indicated in paragraph (b) will be used regardless of use of trucking to perform the work.

Progress Payments. Fuel cost adjustments will be calculated for each calendar month in which applicable work is performed; and will be paid or deducted when all other contract requirements for the items of work are satisfied. The adjustments shall not apply during contract time subject to liquidated damages for completion of the entire contract.

Final Quantities. Upon completion of the work and determination of final pay quantities, an adjustment will be prepared to reconcile any differences between estimated quantities previously paid and the final quantities. The value for the balancing adjustment will be based on a weighted average of FPI_P and Q only for those months requiring the cost adjustment. The cost adjustment will be applicable to the final measured quantities of all applicable pay items.

Basis of Payment. Fuel cost adjustments may be positive or negative but will only be made when there is a difference between the FPI_L and FPI_P in excess of five percent, as calculated by:

$$\text{Percent Difference} = \{(FPI_L - FPI_P) \div FPI_L\} \times 100$$

RETURN WITH BID

**ILLINOIS DEPARTMENT
OF TRANSPORTATION**

**OPTION FOR
FUEL COST ADJUSTMENT**

The bidder shall submit this completed form with his/her bid. Failure to submit the form or properly complete contract number, company name, and sign and date the form shall make this contract exempt of fuel cost adjustments in all categories. Failure to indicate "Yes" for any category of work at the time of bid will make that category of work exempt from fuel cost adjustment. After award, this form, when submitted shall become part of the contract.

Contract No.: _____

Company Name: _____

Contractor's Option:

Is your company opting to include this special provision as part of the contract plans for the following categories of work?

- Category A Earthwork. Yes
- Category B Subbases and Aggregate Base Courses Yes
- Category C HMA Bases, Pavements and Shoulders Yes
- Category D PCC Bases, Pavements and Shoulders Yes
- Category E Structures Yes

Signature: _____ **Date:** _____

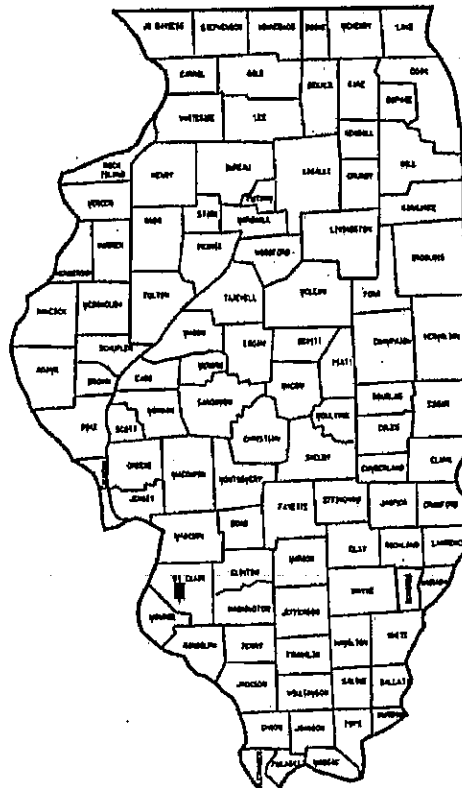
8804158
 1/29/2009
 C:\p\work\PROJECT\VAL\FURBER_dms080804_val182388.dwg

STATE OF ILLINOIS

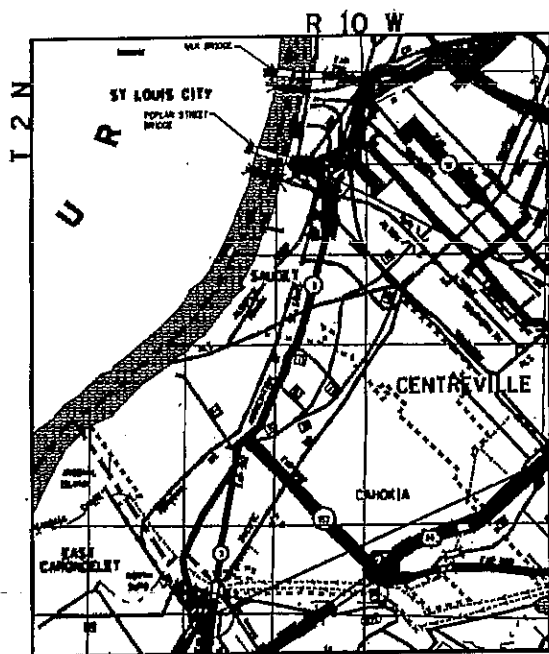
DEPARTMENT OF TRANSPORTATION
 PLANS FOR PROPOSED

FAP 312 (IL3)
 SECTION 64-1RS-3
 RESURFACING
 ST CLAIR COUNTY
 C-98-027-08

FOR INDEX OF SHEETS SEE SHEET NO. 2



LOCATION OF SECTION INDICATED THIS ■



LOCATION MAP

GROSS LENGTH = 4.95 MILES
 NET LENGTH = 3.85 MILES
 STOLLE RD LAT: 38°32'37.5"N
 INTERCHANGE LONG: 98°11'42.9"W
 I-70 WB RAMP LAT: 38°36'39.7"N
 LONG: 90°10'17.4"W

D-98-033-08

END PROJECT
 I-70 WB RAMP

BEGIN PROJECT
 STOLLE RD.

JOINT UTILITY LOCATION
 INFORMATION FOR EXCAVATIONS
 PHONE: (800) 892-0123

SUBMITTED April 7, 2009

Wm. C. Francis
 DEPUTY DIRECTOR OF HIGHWAYS
 REGION FIVE ENGINEER

PASSED _____

 ENGINEER OF DESIGN & ENVIRONMENT

APPROVED _____

 DIRECTOR, DIVISION OF HIGHWAYS

PROJECT ENGINEER: PATTI LEBEAU (618) 346-3179
 SQUAD LEADER: CHERYL KEPLAR (618) 346-3186

CONTRACT NO. 76B61

PRINTED BY THE AUTHORITY OF THE STATE OF ILLINOIS
 PLOT DATE: 1/29/2009

TOTAL SHEETS	SHEET NO.
67	2
CONTRACT NO.: 76B61	

INDEX OF SHEETS

- 1 COVER SHEET
- 2 INDEX OF SHEETS, STANDARDS, ADT
- 3-4 GENERAL NOTES
- 5-8 SUMMARY OF QUANTITIES
- 9-22 QUANTITY SCHEDULES
- 23-32 TYPICAL SECTIONS
- 33 DETAILED LOCATION MAP
- 34-41 PAVEMENT MARKING PLANS
- 42-59 DETECTOR LOOP REPLACEMENT PLANS
- 42-59 DETECTOR LOOP REPLACEMENT DETAIL
- 60-63 PAVEMENT MARKING DETAILS
- 64-66 JOINT DETAILS
- 67 SIDEROAD, ENTRANCE DETAILS

STANDARDS

000001-05	701602-04
001006	701701-06
442201-03	701901-01
604006-04	780001-02
635006-03	781001-03
635011-02	857001-01
701101-02	886001-01
701426-03	886006-01
701601-06	

ADT

IL 3 @ I-70 Ramps
 2007 ADT = 25800 (Actual)
 2009 ADT = 26300 (Estimated)
 2029 ADT = 32100 (Estimated)
 SU = 5.0% MU = 7.9%

IL 3 @ IL 157
 2005 ADT = 19600 (Actual)
 2009 ADT = 20200 (Estimated)
 2029 ADT = 24600 (Estimated)
 SU = 5.6% MU = 5.1%

IL 3 @ Queeny Ave
 2007 ADT = 23000 (Actual)
 2009 ADT = 23500 (Estimated)
 2029 ADT = 28700 (Estimated)
 SU = 3.0% MU = 5.0%

IL 3 @ Stolle Rd.
 2007 ADT = 11800 (Actual)
 2009 ADT = 12000 (Estimated)
 2029 ADT = 14600 (Estimated)
 SU = 3.4% MU = 3.6%

INDEX OF SHEETS, STANDARDS, ADT

FAP 312 (IL 3)
SECTION 64-IRS-3
ST CLAIR COUNTY

PLOT DATE: DATE-TIME

***DATE**
 DATE-TIME
 DATE-TIME

GENERAL NOTES

TOTAL SHEETS	SHEET NO.
67	3
CONTRACT NO.: 76B61	

1. THE STANDARDS AND REVISION NUMBERS LISTED SHALL APPLY TO THIS PROJECT.
2. IF ANY SECTION OR SUB-SECTION MONUMENTS ARE ENCOUNTERED, THE ENGINEER SHALL BE NOTIFIED BEFORE SUCH MONUMENTS ARE REMOVED OR RESURFACED OVER. THE CONTRACTOR SHALL PROTECT AND CAREFULLY PRESERVE ALL PROPERTY MARKERS AND MONUMENTS UNTIL THE OWNER, AN AUTHORIZED SURVEYOR, OR AGENT HAS WITNESSED OR OTHERWISE REFERENCED THEIR LOCATION.
3. ILLINOIS STATE LAW REQUIRES A 48-HOUR NOTICE TO BE GIVEN TO UTILITIES BEFORE DIGGING. FIELD MARKING OF FACILITIES MAY BE OBTAINED BY CONTACTING J.U.L.I.E. OR FOR NON-MEMBERS, THE UTILITY COMPANY DIRECTLY. AGENCIES KNOWN TO HAVE FACILITIES WITHIN THE PROJECT AREA ARE AS FOLLOWS:
 - AMERICAN BOTTOMS REGIONAL WASTEWATER TREATMENT FACILITY
 - AMEREN IP
 - AMEREN UE
 - BUCKEYE PARTNERS L.P. - WOOD RIVER PIPELINE
 - VILLAGE OF CAHOKIA
 - CANTERPOINT ENERGY
 - CHARTER COMMUNICATIONS, INC.
 - CITY OF COLUMBIA
 - COMMONFIELDS OF CAHOKIA PUBLIC WATER DISTRICT
 - CONOCO PHILLIPS COMPANY HARTFORD TERMINAL
 - CITY OF E. ST. LOUIS
 - EXPLORER PIPELINE COMPANY
 - EXXON MOBIL PIPELINE COMPANY
 - HARRISONVILLE TELEPHONE CO.
 - ILLINOIS AMERICAN WATER CO.
 - LACLEDE PIPELINE COMPANY
 - MCI NETWORK SERVICES, INC.
 - 360 NETWORKS (USA), INC.
 - PRAIRIE DU PONT PUBLIC WATER
 - AT&T ILLINOIS
4. MEMBERS OF J.U.L.I.E. (800)-892-0123 ARE INDICATED BY *. NON J.U.L.I.E. MEMBERS MUST BE NOTIFIED INDIVIDUALLY.
5. THE CONTRACTOR SHALL BE AWARE THAT THERE ARE MANHOLES & VALVES LOCATED WITHIN THE RESURFACING LIMITS. CARE SHALL BE TAKEN IN THESE LOCATIONS DURING MILLING OPERATIONS.
6. THE RESIDENT ENGINEER SHALL BE AWARE THAT PAVEMENT FLOODING EXISTS ON SOUTHBOUND IL 3 JUST NORTH OF THE IL 157 INTERSECTION. CORRECTIVE ACTION NEEDS TO BE TAKEN TO REESTABLISH THE ROADWAY GRADE TO AN ELEVATION THAT WILL ALLOW WATER TO DRAIN TO THE SOUTH.
7. QUANTITIES HAVE BEEN INCLUDED IN THE PLANS TO REPLACE THE TRAFFIC BARRIER TERMINAL AT STATION 285+90 LT NEAR THE UPRR OVERPASS.
8. AT THE INTERSECTION OF IL 3 AND STOLLE RD, REMOVE FRAME AND GRATES TYPE 6 AND REPLACE WITH FRAME AND GRATES TYPE 3 IN ORDER TO MATCH THE FINAL HMA SURFACE ELEVATION.
9. TEMPORARY PAVEMENT MARKING AS PAINT CAN BE USED IN LIEU OF SHORT TERM PAVEMENT MARKING ON THE INTERMEDIATE HMA LIFT IF IT IS EXPECTED TO REMAIN EXPOSED FOR MORE THAN 14 CALENDAR DAYS. PERMISSION OF THE RESIDENT ENGINEER IS REQUIRED.
10. THREE (3) PORTABLE CHANGEABLE MESSAGE SIGNS HAVE BEEN INCLUDED AND WILL BE PLACED AT LOCATIONS DESIGNATED BY THE ENGINEER 2 WEEKS PRIOR TO THE START OF CONSTRUCTION TO PROVIDE ADVANCE NOTIFICATION TO THE TRAVELING PUBLIC. RELOCATION OF THE PORTABLE CHANGEABLE MESSAGE SIGNS IS INCIDENTAL TO THE PAY ITEM.
11. HMA SURFACE REMOVAL IS LIMITED TO THREE (3) FEET BEYOND THE EDGE OF PAVEMENT.
12. AGGREGATE SHOULDERS SHALL CONTINUE THROUGH AGGREGATE ENTRANCES.
13. MIXTURE FOR JOINTS, CRACKS, AND FLANGEWAYS SHALL BE PAID FOR ACCORDING TO ARTICLE 109.04 OF THE STANDARD SPECIFICATIONS.
14. THE FOLLOWING MIXTURE REQUIREMENTS ARE APPLICABLE FOR THIS PROJECT:

MIXTURE USE	POLYMERIZED SURFACE	LEVEL BINDER	BINDER / PATCHING
AC/PG	POLY 76-22	PG 64-22	PG 64-22
RAP % (MAX)	10%	10%	10%
DESIGN AIR VOIDS	4.0% @ Ndes=90	4.0% @ Ndes=90	4.0% @ Ndes=90
MIX COMPOSITION			
(GRADATION MIXTURE)			
FRICTION AGG	MIXTURE "E"	MIXTURE "C"	MIXTURE "B"
MIXTURE USE	SHOULDERS	TOP LIFT SHOULDERS	
AC/PG	PG 58-22	PG 58-22	
RAP % (MAX)	30%	30%	
DESIGN AIR VOIDS	2.0% @ Ndes=30	**2.0% @ Ndes=30	
MIX COMPOSITION			
(GRADATION MIXTURE)			
FRICTION AGG	BAM	BAM	

GENERAL NOTES

FAP 312 (IL 3)
SECTION 64-IRS-3
ST CLAIR COUNTY

PLOT DATE: DATE-TIME

NOTES
 DATE-TIME
 CON-REF

GENERAL NOTES (CONTINUED)

TOTAL SHEETS	SHEET NO.
67	4
CONTRACT NO.: 76861	

15. THE THICKNESS OF THE HMA MIXTURE SHOWN ON THE PLANS IS THE NOMINAL THICKNESS. DEVIATIONS FROM THE NOMINAL THICKNESS WILL BE PERMITTED WHEN SUCH DEVIATIONS OCCUR DUE TO IRREGULARITIES IN THE EXISTING SURFACE OR BASE ON WHICH THE HMA MIXTURE IS PLACED.
16. THE THICKNESS OF HMA SURFACE REMOVAL IS THE REMOVAL DEPTH AT THE CENTERLINE. AN ESTIMATED 11,800 TONS OF HMA SURFACE WILL BE REMOVED.
17. THE ENGINEER WILL BE THE SOLE JUDGE CONCERNING CURING TIME FOR THE VARIOUS HMA LIFTS.
18. IF ANY UNSUITABLE MATERIAL IS ENCOUNTERED DURING CONSTRUCTION, IT WILL BE NECESSARY TO REMOVE THE UNSUITABLE MATERIAL AND REPLACE IT WITH A SUITABLE MATERIAL AS APPROVED BY THE ENGINEER.
19. ALL AREAS DISTURBED WITHIN THE CONSTRUCTION LIMITS FOR ANY REASON SHALL BE SEEDED WITH CLASS 1, 2, OR 3 SEEDING AS DIRECTED BY THE ENGINEER. NUTRIENTS SHALL CONFORM TO ARTICLE 250.04. COST SHALL BE INCIDENTAL TO THE RELATED PAY ITEM.
20. SAW CUTTING ON ALL EDGES FOR REMOVAL ITEMS SHALL BE INCLUDED IN THE COST OF THE REMOVAL ITEM AS INDICATED AND IN ACCORDANCE WITH SECTION 440 OF THE STANDARD SPECIFICATIONS.
21. THE CONTRACTOR AND THE ENGINEER SHALL BE AWARE THAT NO SURVEY WAS PERFORMED FOR THIS PROJECT. THE STATIONING AND TOPO SHOWN IN THE PLANS WAS CREATED USING MICROFILM AND FIELD MEASUREMENTS MADE BY DESIGN PERSONNEL. BOTH SHALL BE ASSUMED TO BE APPROXIMATE.
22. THE CONTRACTOR SHALL VERIFY ALL DIMENSIONS AND CONDITIONS IN THE FIELD PRIOR TO CONSTRUCTION AND ORDERING OF MATERIALS.
23. NO OVERNIGHT LANE CLOSURES WILL BE ALLOWED.
24. "ROAD CONSTRUCTION AHEAD" SIGNS SHALL BE PLACED AT THE BEGINNING AND END OF THE PROJECT PLUS THE INTERSECTING SIDE ROADS, AND WILL BE INCLUDED IN THE TRAFFIC CONTROL PAY ITEMS. ALL CONSTRUCTION SIGNS SHALL BE FLUORESCENT ORANGE.
25. FLAGMEN SHALL BE PRESENT DURING ALL CLOSURE HOURS, INCLUDING LUNCH HOUR, AND NO ADDITIONAL COMPENSATION SHALL BE APPLIED.
26. THE PAVEMENT MARKING SHOWN IN THE PLANS IS NOT TO SCALE. THE LOCATION OF THE PROPOSED STOP BARS SHOULD MATCH EXISTING STOP BARS.
27. SHORT TERM PAVEMENT MARKING SHALL BE APPLIED TO THE MILLED, PRIMED, AND EACH HMA LIFT.
28. ALL SHORT TERM PAVEMENT MARKINGS ON THE FINAL HMA LIFT WILL BE PLACED IN SUCH A MANNER SO AS NOT TO INTERFERE WITH THE PLACEMENT OF PERMANENT PAVEMENT MARKINGS.
29. RAILROAD FLAGGERS WILL BE REQUIRED FOR THIS PROJECT. PAYMENT WILL BE COVERED PER ARTICLE 107.12 OF THE STANDARD SPECIFICATIONS.
30. ANY REFERENCE TO A STANDARD IN THESE PLANS SHALL BE INTERPRETED TO MEAN THE EDITION AS INDICATED BY THE SUBNUMBER LISTED ON THE INDEX OF SHEETS OR THE COPY OF THE STANDARD INCLUDED IN THESE PLANS.
31. THE FOLLOWING RATES OF APPLICATION HAVE BEEN USED IN CALCULATING PLAN QUANTITIES:

GRANULAR MATERIALS	2.05	TONS / CU YD
BITUMINOUS MAT PRIME COAT	0.1	GAL / SQ YD OR
	0.000	TONS / SQ YD
AGGREGATE PRIME COAT	0.0015	TONS / SQ YD
HMA RESURFACING	112	LBS / SQ YD / IN

GENERAL NOTES (CONT.)

FAP 312 (IL 3)
SECTION 64-1RS-3
ST CLAIR COUNTY

PLOT DATE: DATE-TIME

DATE
-DATE-TIME-
-JOB-SPEC-

*DATE**
 DATE-TIME
 JOB-SPEC

SUMMARY OF QUANTITIES

CODE NO	ITEM	UNIT	URBAN 100%-STATE		CONSTRUCTION TYPE CODE	
			TOTAL QUANTITIES	1000 ROADWAY ST. CLAIR		
40600200	BITUMINOUS MATERIALS (PRIME COAT)	TON	41	41		
40600300	AGGREGATE (PRIME COAT)	TON	332	332		
40600645	LEVELING BINDER (MACHINE METHOD), N90	TON	5787	5787		
40600895	CONSTRUCTING TEST STRIP	EACH	1	1		
40600985	PORTLAND CEMENT CONCRETE SURFACE REMOVAL - BUTT JOINT	SQ YD	786	786		
40600990	TEMPORARY RAMP	SQ YD	1420	1420		
40603570	POLYMERIZED HOT-MIX ASPHALT SURFACE COURSE, MIX "E", N90	TON	11369	11369		
44000155	HOT-MIX ASPHALT SURFACE REMOVAL, 1 1/2"	SQ YD	141065	141065		
44200192	PAVEMENT PATCHING, TYPE II, 16 INCH	SQ YD	132	132		
44200196	PAVEMENT PATCHING, TYPE III, 16 INCH	SQ YD	16	16		

TOTAL SHEETS	SHEET NO.
67	5
CONTRACT NO.: 76B61	

SUMMARY OF QUANTITIES

FAP 312 (IL 3)
 SECTION 64-IRS-3
 ST CLAIR COUNTY

PLOT DATE: *DATE-TIME*

SUMMARY OF QUANTITIES

CODE NO	ITEM	UNIT	URBAN / 100% STATE		CONSTRUCTION TYPE CODE	
			TOTAL QUANTITIES	1000 ROADWAY ST. CLAIR		
44300200	STRIP REFLECTIVE CRACK CONTROL TREATMENT	FOOT	38760	38760		
48102100	AGGREGATE WEDGE SHOULDER, TYPE B	TON	773	773		
48203100	HOT-MIX ASPHALT SHOULDERS	TON	1712	1712		
60260500	INLETS TO BE ADJUSTED WITH NEW TYPE 3 FRAME AND GRATE	EACH	2	2		
60300105	FRAMES AND GRATES TO BE ADJUSTED	EACH	2	2		
60300305	FRAMES AND LIDS TO BE ADJUSTED	EACH	31	31		
*63100167	TRAFFIC BARRIER TERMINAL, TYPE 1 (SPECIAL) TANGENT	EACH	1	1		
63200310	GUARDRAIL REMOVAL	FOOT	50	50		
67000400	ENGINEER'S FIELD OFFICE, TYPE A	CAL MO	6	6		
67100100	MOBILIZATION	L SUM	1	1		
70102630	TRAFFIC CONTROL AND PROTECTION, STANDARD 701601	L SUM	1	1		
70102632	TRAFFIC CONTROL AND PROTECTION, STANDARD 701602	L SUM	1	1		

* Specialty Items

SUMMARY OF QUANTITIES

FAP 312 (IL 3)
SECTION 64-1RS-3
ST CLAIR COUNTY

PL0T DATE: DATE-TIME*

DATE
 DATE-TIME
 DN-SPEC

•DATE•
 •DATE-TIME•
 •DW-SPEC•

SUMMARY OF QUANTITIES

CODE NO	ITEM	UNIT	URBAN 100% STATE		CONSTRUCTION TYPE CODE	
			TOTAL QUANTITIES	1000 ROADWAY ST. CLAIR		
70102635	TRAFFIC CONTROL AND PROTECTION, STANDARD 701701	L SUM	1	1		
70106800	CHANGEABLE MESSAGE SIGN	CAL MO	15	15		
70300100	SHORT-TERM PAVEMENT MARKING	FOOT	30860	30860		
70300210	TEMPORARY PAVEMENT MARKING - LETTERS AND SYMBOLS	SO FT	2774	2774		
70300220	TEMPORARY PAVEMENT MARKING - LINE 4"	FOOT	98384	98384		
70300240	TEMPORARY PAVEMENT MARKING - LINE 6"	FOOT	560	560		
70300250	TEMPORARY PAVEMENT MARKING - LINE 8"	FOOT	1947	1947		
70300260	TEMPORARY PAVEMENT MARKING - LINE 12"	FOOT	1424	1424		
70300280	TEMPORARY PAVEMENT MARKING - LINE 24"	FOOT	1015	1015		
70301000	WORK ZONE PAVEMENT MARKING REMOVAL	SO FT	2775	2775		
78000100	THERMOPLASTIC PAVEMENT MARKING - LETTERS AND SYMBOLS	SO FT	2758	2758		
78000200	THERMOPLASTIC PAVEMENT MARKING - LINE 4"	FOOT	88394	88394		

TOTAL SHEETS	SHEET NO.
67	7
CONTRACT NO. 76861	

SUMMARY OF QUANTITIES

FAP 312 (IL 3)
 SECTION 64-1RS-3
 ST CLAIR COUNTY

PLOT DATE: •DATE-TIME•

DATE
 DATE-TIME
 CON-SPEC

SUMMARY OF QUANTITIES

CODE NO	ITEM	UNIT	URBAN 1001-STATE		CONSTRUCTION TYPE CODE	
			TOTAL QUANTITIES	1000 ROADWAY ST. CLAIR		
* 78000400	THERMOPLASTIC PAVEMENT MARKING - LINE 6"	FOOT	560	560		
* 78000500	THERMOPLASTIC PAVEMENT MARKING - LINE 8"	FOOT	1947	1947		
* 78000600	THERMOPLASTIC PAVEMENT MARKING - LINE 12"	FOOT	1424	1424		
* 78003100	PREFORMED PLASTIC PAVEMENT MARKING, TYPE B - LETTERS AND SYMBOLS	SO FT	15.6	15.6		
* 78003180	PREFORMED PLASTIC PAVEMENT MARKING, TYPE B - LINE 24"	FOOT	302	302		
* 78004210	PREFORMED PLASTIC PAVEMENT MARKING, TYPE B - INLAID - LINE 4"	FOOT	9990	9990		
* 78004280	PREFORMED PLASTIC PAVEMENT MARKING, TYPE B - INLAID - LINE 24"	FOOT	713	713		
* 78100100	RAISED REFLECTIVE PAVEMENT MARKER	EACH	1408	1408		
* 78200410	GUARDRAIL MARKERS, TYPE A	EACH	9	9		
* 78201000	TERMINAL MARKER - DIRECT APPLIED	EACH	1	1		

TOTAL SHEETS	SHEET NO.
67	8
CONTRACT NO.: 76B61	

SUMMARY OF QUANTITIES

FAP 312 (IL 3)
 SECTION 64-1RS-3
 ST CLAIR COUNTY

PLOT DATE: *DATE-TIME*

*Specialty Items

DATE
 DATE-TIME
 DES-SPEC

SUMMARY OF QUANTITIES

CODE NO	ITEM	UNIT	URBAN 100% STATE TOTAL QUANTITIES	CONSTRUCTION TYPE CODE	
				1000 ROADWAY ST. CLAIR	
78300100	PAVEMENT MARKING REMOVAL	SQ FT	918	918	
78300200	RAISED REFLECTIVE PAVEMENT MARKER REMOVAL	EACH	1435	1435	
* 80300100	LOCATING UNDERGROUND CABLE	FOOT	170	170	
* 88600600	DETECTOR LOOP REPLACEMENT	FOOT	7028	7028	
* X7800100	PAINT PAVEMENT MARKING - RAISED MEDIAN	SQ FT	470	470	
* X7800200	PAINT PAVEMENT MARKING CURB	FOOT	1703	1703	
Z0048665	RAILROAD PROTECTIVE LIABILITY INSURANCE	L SUM	1	1	

TOTAL SHEETS	SHEET NO.
67	9
CONTRACT NO.: 76861	

SUMMARY OF QUANTITIES

FAP 312 (IL 3)
 SECTION 64-IRS-3
 ST CLAIR COUNTY

PLOT DATE: DATE-TIME

*Specialty Items

MAINLINE PAVEMENT SCHEDULE

LOCATION	HMA SURFACE REMOVAL 1 1/2"	BITUMINOUS MATERIALS (PRIME COAT)	AGGREGATE (PRIME COAT)	HOT-MIX ASPHALT LEVELING BINDER, 3/4"	HOT-MIX ASPHALT LEVELING BINDER, 1"	POLY HOT-MIX ASPHALT SURFACE, 1 1/2"	HOT-MIX ASPHALT SHOULDER, 2 1/4"	AGGREGATE SHOULDER, TYPE B*
STATION	SO YD	TON	TON	TON	TON	TON	TON	TON
295+11								
294+55		0.4	2.1		80	120		
STOLLE								
294+55								
285+59		1.9	9.1		341	511		
OMISSION								
49+96								
67+72	13024	3.6	17.8	497		985	150	63
FIFTH								
67+72								
90+20	16485	4.5	22.5	629		1259	188	81
IL 157	2515	0.8	3.8	106		211		
90+20								
127+15	27537	7.5	37.6	1051		2103	316	140
JEROME								
127+15								
163+60	26290	7.2	35.9	1004		2008	302	133
QUEENY								
TOTAL	85851	26	129	3287	421	7207	956	417

* AGGREGATE SHOULDER, TYPE B IS TO BE USED IN AREAS WHERE THE EXISTING AGGREGATE SHOULDER IS LOW.

SCHEDULE OF QUANTITIES
 FAP 312 (IL 3)
 SECTION 64-1RS-3
 ST CLAIR COUNTY

PLOT DATE: DATE-TIME

DATE: DATE-TIME
 DATE: DATE-TIME
 DGN: SPEC

DATE
 DATE-TIME
 CON-SPEC

MAINLINE PAVEMENT SCHEDULE

LOCATION	HMA SURFACE REMOVAL 1 1/2"	BITUMINOUS MATERIALS (PRIME COAT)	AGGREGATE (PRIME COAT)	HOT-MIX ASPHALT LEVELING BINDER, 3/4"	HOT-MIX ASPHALT LEVELING BINDER, 1"	POLY HOT-MIX ASPHALT SURFACE, 1 1/2"	HOT-MIX ASPHALT SHOULDER, 2 1/4"	AGGREGATE SHOULDER, TYPE B*
STATION	SO YD	TON	TON	TON	TON	TON	TON	TON
QUEENY								
183+60								
192+00	20827	5.7	28.4	795		1390	238	104
192+00								
203+25	7750	2.1	10.5	294		588	94	38
MONSANTO								
75+68								
58+00	12186	5.3	16.5	462		925	148	75
58+00								
53+34	3156	0.9	4.7	133		266	40	24
8TH								
53+34								
48+59	3589	1.0	4.9	137		275	40	25
RAMP F	3853	0.9	4.6	129		259	98	45
RAMP E	3853	0.9	4.6	129		259	98	45
TOTAL	55214	15	74	2079		4162	756	356
SCHEDULE TOTAL	141065	41	203	5366	421	11369	1712	773

TOTAL SHEETS	SHEET NO.
67	11
CONTRACT NO. 76861	

* AGGREGATE SHOULDER, TYPE B IS TO BE USED IN AREAS WHERE THE EXISTING AGGREGATE SHOULDER IS LOW.

SCHEDULE OF QUANTITIES

FAP 312 (IL 3)
 SECTION 64-IRS-3
 ST CLAIR COUNTY

PLOT DATE: DATE-TIME

PAVEMENT PATCHING SCHEDULE

LOCATION (LT)	LENGTH FOOT	PAVEMENT PATCHING TY-II, 16"	LOCATION STATION (RT)	LENGTH FOOT	PAVEMENT PATCHING TY-II, 16"	PAVEMENT PATCHING TY-III, 16"
80+20	8	10.7	80+00	12		16.0
121+00 SHLDR.	10	8.9	168+20	8	10.7	
148+75	6	8.0	168+20	6	4.0	
MONSANTO						
69+00	6	7.3	60+10	11	14.7	
69+00	6	7.3	59+20	6	7.3	
63+60	6	7.3	59+20	6	7.3	
63+60	6	7.3	58+10	6	7.3	
58+10	6	8.0	58+10	6	8.7	
			54+10	6	7.3	
TOTAL		65	TOTAL		67	16

SCHEDULE OF QUANTITIES

FAP 312 (IL 3)
SECTION 64-1RS-3
ST CLAIR COUNTY

PLT DATE: DATE-TIME

ADJUST GRATES, LIDS, AND FRAMES SCHEDULE

LOCATION	FRAMES AND LIDS TO BE ADJUSTED WATER VALVE (LT) EACH	FRAMES AND LIDS TO BE ADJUSTED MANHOLE (LT) EACH	FRAMES AND GRATES TO BE ADJUSTED INLET (LT) EACH	INLETS TO BE ADJUSTED WITH NEW TYPE 3 FRAME AND GRATE (LT) EACH	FRAMES AND LIDS TO BE ADJUSTED WATER VALVE (RT) EACH	FRAMES AND LIDS TO BE ADJUSTED MANHOLE (RT) EACH	INLETS TO BE ADJUSTED WITH NEW TYPE 3 FRAME AND GRATE (RT) EACH
STATION							
STOLLE				1			1
294+00 TO 285+59			2				
OMISSION							
49+66 TO 67+72							
FIFTH							
67+72 TO 90+20						3	
IL 157							
90+20 TO 127+75	1*						
JEROME							
127+75 TO 163+60	2				2	2	
QUEENY							
163+60 TO 203+25	5	3			2	1	
MONSANTO							
75+69 TO 53+80	3	1			4	2	
8TH							
53+80 TO 48+59							
RAMP F							
RAMP E							
TOTAL	11	4	2	1	8	8	1

* LOCATED IN AGGREGATE SHOULDER BETWEEN HISSRICH AND EDGAR.

SCHEDULE OF QUANTITIES
 FAP 312 (IL 3)
 SECTION 64-1RS-3
 ST CLAIR COUNTY
 PLOT DATE: DATE-TIME

DATE
 DATE-TIME
 CON-SPEC

THERMOPLASTIC PAVEMENT MARKING AT SIGNALIZED INTERSECTIONS SCHEDULE

LOCATION	THERMO PAVEMENT MARKING LINE - 4"	THERMO PAVEMENT MARKING LINE - 4"	THERMO PAVEMENT MARKING LINE - 4"	THERMO PAVEMENT MARKING LINE - 6"	THERMO PAVEMENT MARKING LINE - 8"	THERMO PAVEMENT MARKING LINE - 12"	THERMO PAVEMENT MARKING LINE - 12"	THERMO PAVEMENT MARKING L & S
STATION	FOOT	FOOT	FOOT	FOOT	FOOT	FOOT	FOOT	SQ FT
295+11 TO 294+55	100							
STOLLE				780		340		31.2
294+55 TO 285+59	400	1700						
OMISSION								
49+96 TO 53+11			1260				174	
66+00 TO 67+72	95	270			60	25		31.2
FIFTH								
67+72 TO 69+34	75	270						31.2
84+74 TO 90+20	240	52	2060				305	31.2
IL157	229	20	350		362	131		105.6
90+20 TO 95+73	400	40	920					83.2
126+31 TO 127+75			510				42	
JEROME					70	30		
127+75 TO 132+13	350	760						31.2
TOTAL	1889	122	8100	1272	526	521		344.8

SCHEDULE OF QUANTITIES

FAP 312 (IL 3)
SECTION 64-1RS-3
ST CLAIR COUNTY

PLAT DATE: DATE-TIME

DATE
DATE-TIME
JOB-SPEC

DATE*
 DATE-TIME*
 DESIGNED*

THERMOPLASTIC PAVEMENT MARKING AT SIGNALIZED INTERSECTIONS SCHEDULE

LOCATION	THERMO PAVEMENT MARKING LINE - 4"	THERMO PAVEMENT MARKING LINE - 4"	THERMO PAVEMENT MARKING LINE - 4"	THERMO PAVEMENT MARKING LINE - 6"	THERMO PAVEMENT MARKING LINE - 8"	THERMO PAVEMENT MARKING LINE - 12"	THERMO PAVEMENT MARKING LINE - 12"	THERMO PAVEMENT MARKING L & S
STATION	FOOT	FOOT	FOOT	FOOT	FOOT	FOOT	FOOT	SOLE
160+55 TO 163+60	224	22	510					31.2
QUEENY					50	20		
163+60 TO 166+91	240		510					31.2
171+22 TO 177+14								276
190+49 TO 197+80	450		1360				42	46.8
197+80 TO 203+25	575		1020	560				352.8
MONSANTO					200	80		
75+69 TO 71+96	275		670					46.8
59+02 TO 53+80	185	44	1150			205	30	
8TH					425			
53+80 TO 48+59	138	86	910					36.4
RAMP F			1156					
RAMP E			1156					
TOTAL	2087	152	8442	560	675	305	72	821.2
SCHEDULE TOTAL	3976	274	16542	560	1947	631	593	1166.0

TOTAL SHEETS	SHEET NO.
67	15
CONTRACT NO. 76861	

SCHEDULE OF QUANTITIES

FAP 312 (IL 3)
 SECTION 64-1RS-3
 ST CLAIR COUNTY

PLOT DATE, DATE-TIME*

DATE TIME
DATE TIME
DATE TIME

PAVEMENT MARKING AT SIGNALIZED INTERSECTIONS SCHEDULE

LOCATION	INLAID PAVEMENT MARKING LINE - 24" SOLID WHITE	PREFORMED PAVEMENT MARKING LINE - 24" SOLID WHITE	PREFORMED PAVEMENT MARKING L & S WHITE	RAISED REFLECTIVE PAVEMENT MARKER ONE-WAY CRYSTAL	RAISED REFLECTIVE PAVEMENT MARKER ONE-WAY AMBER	RAISED REFLECTIVE PAVEMENT MARKER TWO-WAY AMBER
STATION	FOOT	FOOT	SQ FT	EACH	EACH	EACH
295+11 TO 294+55		36				
STOLLE		46				
294+55 TO 285+59	36			6		
OMISSION						
49+96 TO 53+11					10	
66+00 TO 67+72	36			6		5
FIFTH		46				
67+72 TO 69+34	46			3		5
84+74 TO 90+20	24				30	
IL157	79		15.6	5		
90+20 TO 95+73	36			11		12
126+31 TO 127+75						7
JEROME		34				
127+75 TO 132+13				9		11
TOTAL	257	162	15.6	40	40	40

TOTAL SHEETS 67
SHEET NO. 16
CONTRACT NO.: 76861

SCHEDULE OF QUANTITIES
FAP 312 (IL 3)
SECTION 64-1RS-3
ST CLAIR COUNTY

PLOT DATE: DATE-TIME

SSORATE**
 DATE-TIME
 -DGN-SPEC-

PAVEMENT MARKING AT SIGNALIZED INTERSECTIONS SCHEDULE

LOCATION	INLAID PAVEMENT MARKING LINE - 24"	PREFORMED PLASTIC PAVEMENT MARKING LINE - 24"	PREFORMED PLASTIC PAVEMENT MARKING L & S	RAISED REFLECTIVE PAVEMENT MARKER	RAISED REFLECTIVE PAVEMENT MARKER	RAISED REFLECTIVE PAVEMENT MARKER
STATION	FOOT	FOOT	SQ FT	EACH	EACH	EACH
160+35 TO 163+60	36					7
QUEENY		48		6		
163+60 TO 166+91	36			6		7
171+22 TO 177+14	96					
190+49 TO 197+80				12		24
197+80 TO 203+25	192			12		15
MONSANTO		46				
75+69 TO 71+96	36			8		10
59+02 TO 53+80	24				8	
8TH		46				
53+80 TO 48+59	36			12		
RAMP F						
RAMP E						
TOTAL	456	140		56	8	63
SCHEDULE TOTAL	713	302	15.6	96	48	103

TOTAL SHEETS 67
 SHEET NO. 17
 CONTRACT NO. 75861

SCHEDULE OF QUANTITIES

FAP 312 (IL 3)
 SECTION 64-IRS-3
 ST CLAIR COUNTY

PLOT DATE: *DATE-TIME*

PAVEMENT MARKING FOR BI-DIRECTIONAL LANE SCHEDULE

LOCATION	THERMO PAVEMENT MARKING LINE - 4" SOLID YELLOW	THERMO PAVEMENT MARKING LINE - 4" SKIP-DASH YELLOW	THERMO PAVEMENT MARKING L & S SOLID WHITE	RAISED REFLECTIVE PAVEMENT MARKER TWO-WAY AMBER
STATION	FOOT	FOOT	FOOT	EACH
53+11 TO 66+00	2580	650	156	68
FIFTH				
69+34 TO 84+74	3080	770	187.2	80
IL 157				
95+73 TO 126+31	6120	1530	405.6	156
JEROME				
132+13 TO 160+35	5650	1410	343.2	144
QUEENY				
166+91 TO 190+49	4720	1180	312	120
MONSANTO				
71+96 TO 59+02	2590	650	187.2	66
TOTAL	24740	6190	1591.2	634

SCHEDULE OF QUANTITIES

FAP 312 (IL 3)
SECTION 64-1RS-3
ST CLAIR COUNTY

PLOT DATE: _DATE-TIME_

PAVEMENT MARKING SCHEDULE
CENTERLINE

LOCATION	INLAID PAVEMENT MARKING LINE, 4" SKIP-DASH WHITE (LT)	INLAID PAVEMENT MARKING LINE, 4" SKIP-DASH WHITE (RT)	RAISED REFLECTIVE PAVEMENT MARKER ONE-WAY CRYSTAL
STATION	FOOT	FOOT	EACH
STOLLE			
294+00 TO 285+59	220	220	24
OMISSION			
49+96 TO 67+72	410	410	46
FIFTH			
67+72 TO 90+20	590	550	58
IL 157	40	50	7
90+20 TO 127+75	940	980	96
JEROME			
127+75 TO 163+60	880	880	92
QUEENY			
163+60 TO 203+25	970	970	102
MONSANTO			
75+69 TO 53+80	530	530	56
8TH			
53+80 TO 48+59	120	120	14
RAMP F			
	290		16
RAMP E			
		290	16
TOTAL	4990	5000	527

SCHEDULE OF
QUANTITIES

FAP 312 (IL 3)
SECTION 64-1RS-3
ST CLAIR COUNTY

PLOT DATE: DATE-TIME

TOTAL SHEETS	SHEET NO.
67	20
CONTRACT NO.: 76861	

PAVEMENT MARKING SCHEDULE EDGE LINE		
LOCATION	THERMO PAVEMENT MARKING LINE, 4" SOLID WHITE (LT)	THERMO PAVEMENT MARKING LINE, 4" SOLID WHITE (RT)
STATION	FOOT	FOOT
STOLLE		
293+20 TO 285+59		761
292+00 TO 285+59	641	
OMISSION		
49+96 TO 52+60		264
49+96 TO 52+93	297	
53+40 TO 67+20		1380
53+70 TO 59+30	560	
60+33 TO 65+95	562	
67+04 TO 67+21	17	
FIFTH		
68+04 TO 70+90		286
68+28 TO 70+90	262	
71+75 TO 74+26	251	
71+75 TO 74+42		267
75+04 TO 78+30		326
75+12 TO 78+39	327	
79+20 TO 82+30		310
79+23 TO 82+24	301	
83+00 TO 163+50	8050	
83+60 TO 88+38		478
89+77 TO 90+05		28
IL 157	217	244
TOTAL	11485	4344

SCHEDULE OF
QUANTITIES

FAP 312 (IL 3)
SECTION 64-1RS-3
ST CLAIR COUNTY

PLOT DATE: DATE-TIME

DATE
DATE-TIME
DATE-TIME

TOTAL SHEETS	SHEET NO.
67	21
CONTRACT NO.: 76861	

PAVEMENT MARKING SCHEDULE EDGE LINE		
LOCATION	THERMO PAVEMENT MARKING LINE, 4" SOLID WHITE (LT)	THERMO PAVEMENT MARKING LINE, 4" SOLID WHITE (RT)
STATION	FOOT	FOOT
IL 157		
90+62 TO 91+46		84
92+33 TO 102+40		1007
103+36 TO 111+54		818
112+38 TO 114+56		218
115+40 TO 117+56		216
118+52 TO 120+94		242
121+90 TO 124+10		220
124+90 TO 126+43		153
JEROME		
127+80 TO 128+08		28
128+85 TO 130+85		200
131+67 TO 138+70		703
139+54 TO 141+57		203
142+41 TO 149+56		715
150+38 TO 162+39		1201
QUEENY		
163+87 TO 164+09		22
164+40 TO 202+45	3805	
165+09 TO 202+45		3736
MONSANTO		
74+89 TO 48+59	2630	
74+89 TO 54+50		2039
8TH		
51+50 TO 48+59		291
RAMP F		
		1156
RAMP E		
	1156	
TOTAL	7591	13252
SCHEDULE TOTAL	19076	17596

**SCHEDULE OF
QUANTITIES**

 FAP 312 (IL 3)
 SECTION 64-1RS-3
 ST CLAIR COUNTY

PLOT DATE: _DATE-TIME_

@DATE\$\$
 DATE-TIME
 @JOB-SPEC*

TOTAL SHEETS	SHEET NO.
67	22
CONTRACT NO. 76861	

**PAVEMENT MARKING SCHEDULE
CURB AND MEDIAN**

LOCATION	PAINT PAVEMENT MARKING CURB WHITE	PAINT PAVEMENT MARKING CURB YELLOW	PAINT PAVEMENT MARKING RAISED MEDIAN YELLOW
STATION	FOOT	FOOT	SQ FT
STOLLE	433	96	120
OMISSION			
FIFTH	50		
IL 157	253	108	60
JEROME	72		
QUEENY	50		
MONSANTO	235		
		48	140
8TH	214	144	150
TOTAL	1307	396	470

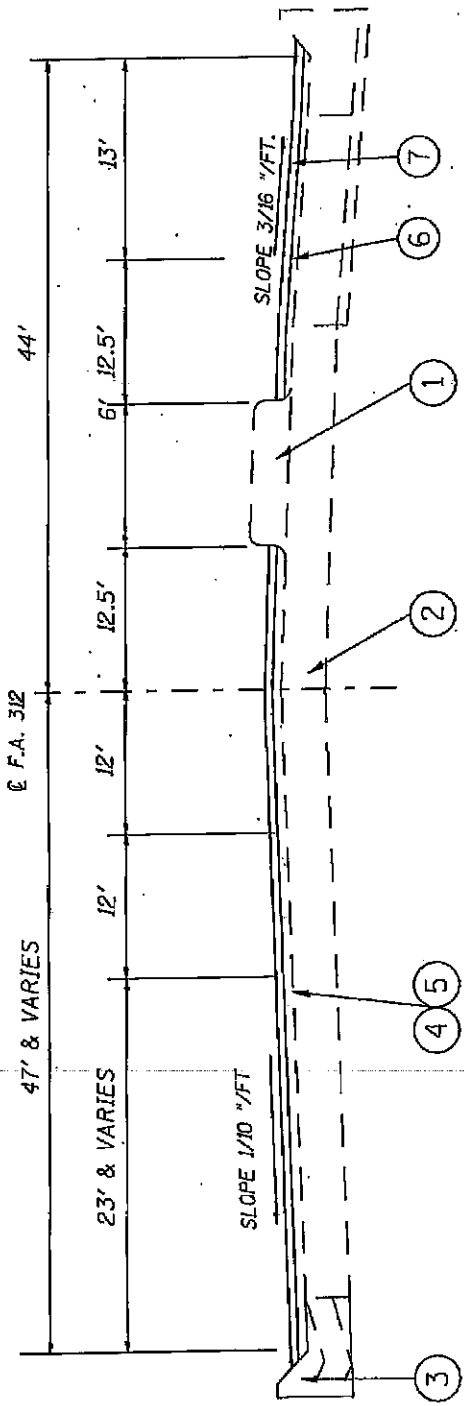
**SCHEDULE OF
QUANTITIES**

FAP 312 (IL 3)
SECTION 64-1RS-3
ST CLAIR COUNTY

PLOT DATE: DATE-TIME

DATE: DATE-TIME
DATE-TIME
DATE-TIME

TOTAL SHEETS	SHEET NO.
67	23
CONTRACT NO. 75B61	



STOLLE RD TO UPRR
 STA. 295+11 TO STA. 292+01

- ① EXISTING SM-6.06 MEDIAN (SPECIAL)
- ② EXISTING 10" P.C.C. PAVEMENT
- ③ EXISTING CONCRETE CURB AND GUTTER, TYPE B-6, 12"
- ④ PROPOSED BITUMINOUS MATERIALS (PRIME COAT)
- ⑤ PROPOSED AGGREGATE (PRIME COAT)
- ⑥ PROPOSED LEVELING BINDER, MACHINE METHOD, (1")
- ⑦ PROPOSED POLYMERIZED HOT MIX ASPHALT SURFACE COURSE MIXTURE (1 1/2")

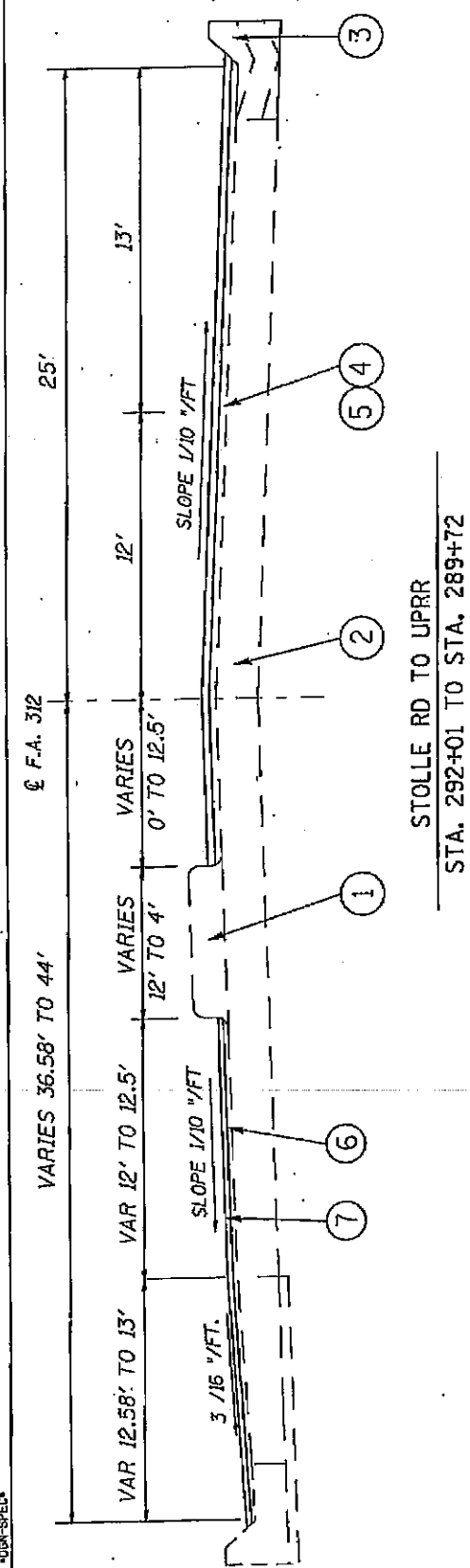
TYPICAL SECTIONS
 UPRR TO STOLLE

FAP 312 (IL 3)
 SECTION 64-1RS-3
 ST CLAIR COUNTY

PLOT DATE: DATE-TIME

#DATE#
 #DATE-TIME#
 #UNIT-SPEC#

TOTAL SHEETS	SHEET NO.
67	24
CONTRACT NO. 76861	



##DATE##
 DATE-TIME
 JOB-SPEC

STOLLE RD TO UPRR
 STA. 292+01 TO STA. 289+72

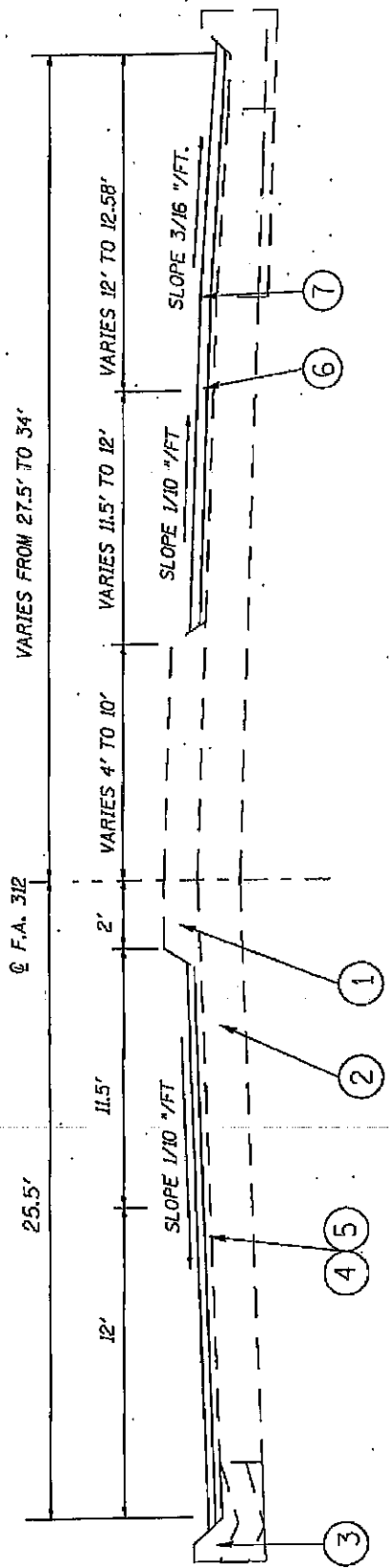
- ① EXISTING SM-6.06 MEDIAN (SPECIAL)
- ② EXISTING 10" P.C.C. PAVEMENT
- ③ EXISTING CONCRETE CURB AND GUTTER, TYPE B-6, 12"
- ④ PROPOSED BITUMINOUS MATERIALS (PRIME COAT)
- ⑤ PROPOSED AGGREGATE (PRIME COAT)
- ⑥ PROPOSED LEVELING BINDER, MACHINE METHOD, (1")
- ⑦ PROPOSED POLYMERIZED HOT MIX ASPHALT SURFACE COURSE MIXTURE (1 1/2")

TYPICAL SECTIONS
 UPRR TO STOLLE

FAP 312 (IL 3)
 SECTION 64-1RS-3
 ST CLAIR COUNTY

PLOT DATE: *DATE-TIME*

TOTAL SHEETS	SHEET NO.
67	25
CONTRACT NO. 76B61	



STOLLE RD TO UPRR

STA. 289+72 TO STA. 287+12

- ① EXISTING SM-6.06 MEDIAN (SPECIAL)
- ② EXISTING 10" P.C.C. PAVEMENT
- ③ EXISTING CONCRETE CURB AND GUTTER, TYPE B-6, 12"
- ④ PROPOSED BITUMINOUS MATERIALS (PRIME COAT)
- ⑤ PROPOSED AGGREGATE (PRIME COAT)
- ⑥ PROPOSED LEVELING BINDER, MACHINE METHOD, (1")
- ⑦ PROPOSED POLYMERIZED HOT MIX ASPHALT SURFACE COURSE MIXTURE (1. 1/2")

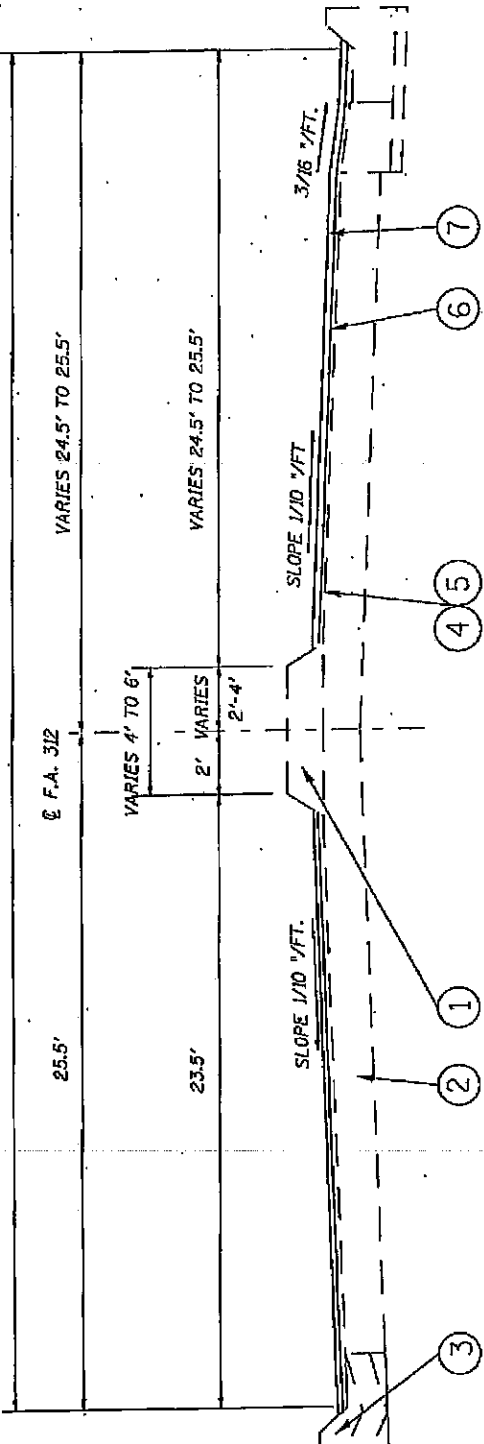
TYPICAL SECTIONS
UPRR TO STOLLE

FAP 312 (IL 3)
SECTION 64-IRS-3
ST CLAIR COUNTY

PLOT DATE: DATE-TIME

SS-DATA**
DATE-TIME**
DGN-SPEC**

TOTAL SHEETS	SHEET NO.
67	26
CONTRACT NO. 76B61	



STOLLE RD TO UPRR
 STA. 287+12 TO STA. 285+59*

- ① EXISTING SM-6.06 MEDIAN (SPECIAL)
- ② EXISTING 10" P.C.C. PAVEMENT
- ③ EXISTING CONCRETE CURB AND GUTTER, TYPE B-6, 12"
- ④ PROPOSED BITUMINOUS MATERIALS (PRIME COAT)
- ⑤ PROPOSED AGGREGATE (PRIME COAT)
- ⑥ PROPOSED LEVELING BINDER, MACHINE METHOD, (1")
- ⑦ PROPOSED POLYMERIZED HOT MIX ASPHALT SURFACE COURSE MIXTURE (1 1/2")

*OMISSION
 STA. 285+59 TO STA. 276+55
 STA. 0+00 TO STA. 49+96

TYPICAL SECTIONS
 UPRR TO STOLLE

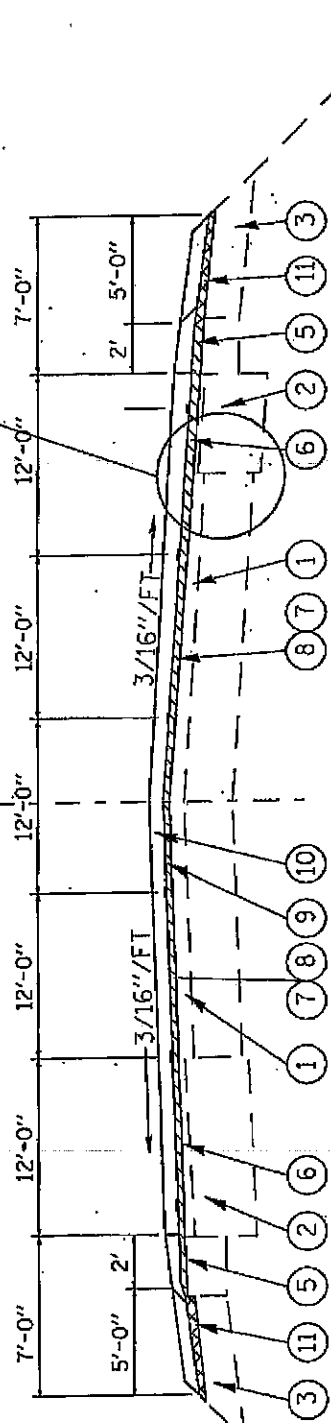
FAP 312 (IL 3)
 SECTION 64-IRS-3
 ST CLAIR COUNTY

4802784
 DATE-TIME
 08/11/96

PLOT DATE: DATE-TIME

SSDATESS
 -DATE-TIME-
 -DGN-SPEC-

STRIP REFLECTIVE CRACK
 CONTROL TREATMENT



IL ROUTE 3

STA. 49+96 TO STA. 88+00
 STA. 95+80 TO STA. 118+00
 STA. 122+00 TO STA. 129+00
 STA. 134+00 TO STA. 203+25

- 1 EXISTING 10" PCC PAVEMENT, WITH 6" HMA SURFACE
- 2 EXISTING HMA BASE COURSE
- 3 EXISTING AGGREGATE SHOULDERS TYPE "A"
- 5 PROPOSED HOT-MIX-ASPHALT SHOULDERS (2 1/4")
- 6 PROPOSED HOT-MIX-ASPHALT SURFACE REMOVAL (1 1/2")
- 7 PROPOSED BITUMINOUS MATERIALS (PRIME COAT)
- 8 PROPOSED AGGREGATE (PRIME COAT)
- 9 PROPOSED LEVELING BINDER, MACHINE METHOD (3/4")
- 10 PROPOSED POLYMERIZED HOT MIX ASPHALT SURFACE COURSE, MIX (1 1/2")
- 11 PROPOSED AGGREGATE SHOULDER, TYPE B, WEDGE

TYPICAL SECTIONS
 IL ROUTE 3

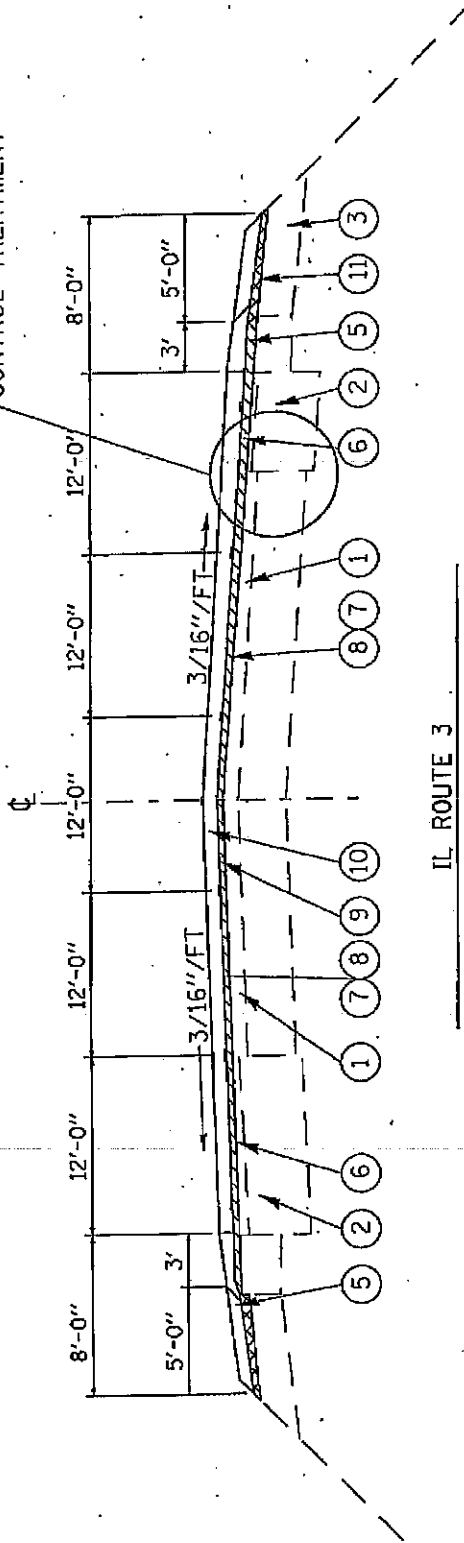
FAP 312 (IL 3)
 SECTION 64-1RS-3
 ST CLAIR COUNTY

PLOT DATE: #DATE-TIME#

TOTAL SHEETS	SHEET NO.
67	27
CONTRACT NO. 76B66	

TOTAL SHEETS	SHEET NO.
67	28
CONTRACT NO.: 76B61	

STRIP REFLECTIVE CRACK CONTROL TREATMENT



IL ROUTE 3

STA. 88+00 TO STA. 95+80
 STA. 118+00 TO STA. 122+00
 STA. 129+00 TO STA. 134+00

- 1 EXISTING 10" PCC PAVEMENT, WITH 6" HMA SURFACE
- 2 EXISTING HMA BASE COURSE
- 3 EXISTING AGGREGATE SHOULDERS TYPE "A"
- 5 PROPOSED HOT-MIX-ASPHALT SHOULDERS (2 1/4")
- 6 PROPOSED HOT-MIX-ASPHALT SURFACE REMOVAL (1 1/2")
- 7 PROPOSED BITUMINOUS MATERIALS (PRIME COAT)
- 8 PROPOSED AGGREGATE (PRIME COAT)
- 9 PROPOSED LEVELING BINDER, MACHINE METHOD (3/4")
- 10 PROPOSED POLYMERIZED HOT MIX ASPHALT SURFACE COURSE, MIX (1 1/2")
- 11 PROPOSED AGGREGATE SHOULDER, TYPE B, WEDGE

TYPICAL SECTIONS
 IL ROUTE 3

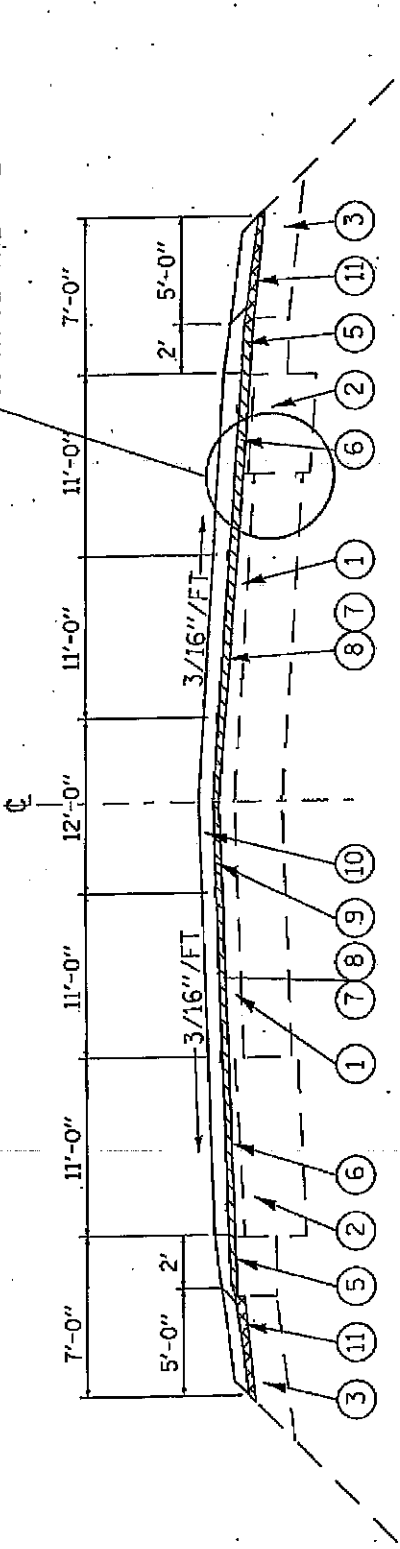
FAP 312 (IL 3)
 SECTION 64-1RS-3
 ST CLAIR COUNTY

PLOT DATE: DATE-TIME

DATE
 DATE-TIME
 JOB-SPEC

TOTAL SHEETS	SHEET NO.
67	29
CONTRACT NO. 76B61	

STRIP REFLECTIVE CRACK CONTROL TREATMENT



IL ROUTE 3

STA. 75+69 TO STA. 58+16

- 1 EXISTING 10" PCC PAVEMENT, WITH 6" HMA SURFACE
- 2 EXISTING HMA BASE COURSE
- 3 EXISTING AGGREGATE SHOULDERS TYPE "A"
- 5 PROPOSED HOT-MIX-ASPHALT SHOULDERS (2 1/4")
- 6 PROPOSED HOT-MIX-ASPHALT SURFACE REMOVAL (1 1/2")
- 7 PROPOSED BITUMINOUS MATERIALS (PRIME COAT)
- 8 PROPOSED AGGREGATE (PRIME COAT)
- 9 PROPOSED LEVELING BINDER, MACHINE METHOD (3/4")
- 10 PROPOSED POLYMERIZED HOT MIX ASPHALT SURFACE COURSE, MIX (1 1/2")
- 11 PROPOSED AGGREGATE SHOULDER, TYPE B, WEDGE

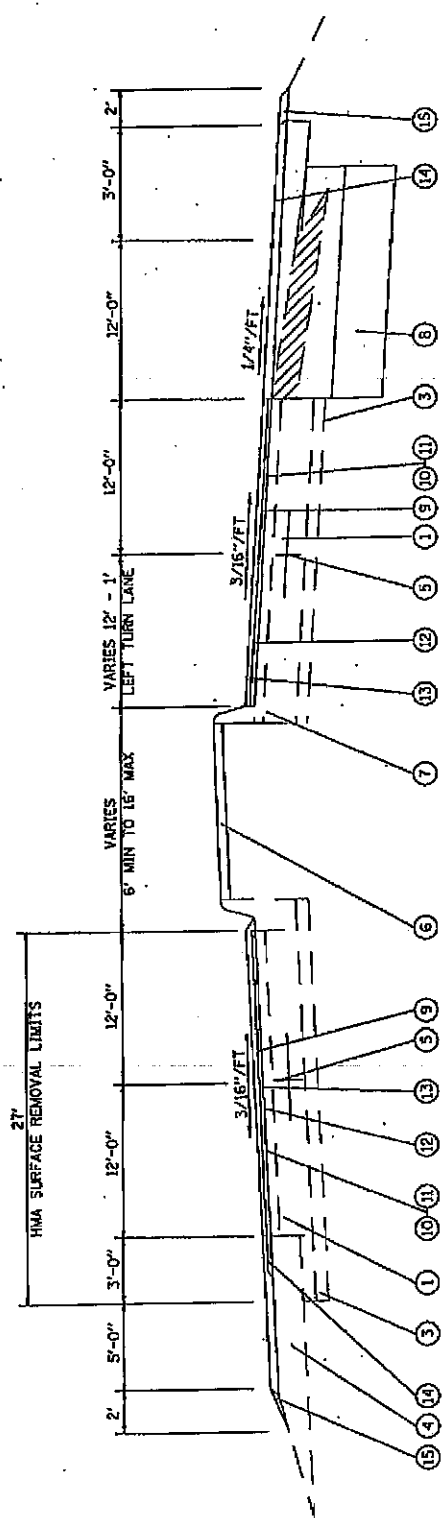
TYPICAL SECTIONS
IL ROUTE 3

FAP 312 (IL 3)
SECTION 64-1RS-3
ST CLAIR COUNTY

PLOT DATE: DATE-TIME

DATE
DATE-TIME
DGN-SPEC

TOTAL SHEETS	SHEET NO.
67	30
CONTRACT NO. 1 76861	



ROADWAY "E" AND "F" TANGENT
 STA. 58+96.00 TO 59+52.00

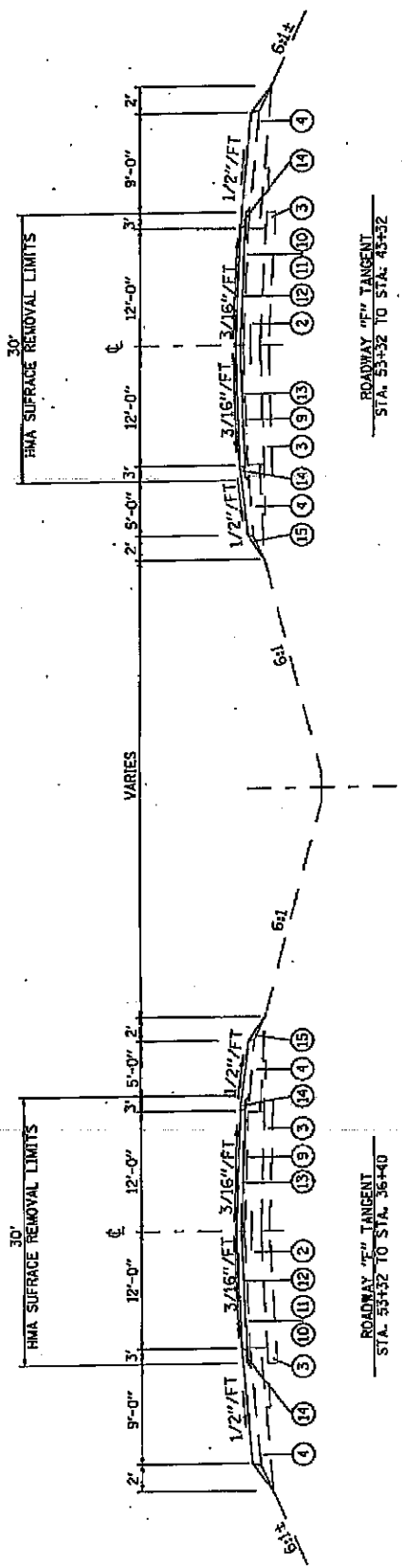
- ① EXISTING P.C.C. PAVEMENT, WITH HOT-MIX ASPHALT SURFACE
- ② EXISTING CONTINUOUSLY REINFORCED P.C.C. PAVEMENT (8")
- ③ EXISTING STABILIZED SUB-BASE (4")
- ④ EXISTING STABILIZED SHOULDER
- ⑤ EXISTING LONGITUDINAL METAL JOINT
- ⑥ EXISTING P.C.C. MEDIAN SURFACE (4")
- ⑦ EXISTING COMBINATION CURB AND GUTTER, TYPE B-5.12
- ⑧ EXISTING BITUMINOUS CONCRETE PAVEMENT, FULL DEPTH (4 1/4")
- ⑨ PROPOSED HMA SURFACE REMOVAL (1 1/2")
- ⑩ PROPOSED BITUMINOUS MATERIALS (PRIME COAT)
- ⑪ PROPOSED AGGREGATE (PRIME COAT)
- ⑫ PROPOSED LEVELING BINDER, MACHINE METHOD (3/4")
- ⑬ PROPOSED HMA SURFACE COURSE (1 1/2")
- ⑭ PROPOSED HMA SHOULDER (2 1/4")
- ⑮ PROPOSED AGGREGATE SHOULDER WEDGE

TYPICAL SECTIONS
 IL ROUTE 3
 FAP 312 (IL 3)
 SECTION 64-1RS-3
 ST CLAIR COUNTY

PLOT DATE: -DATE-TIME-

60-DATES
 -DATE-TIME-
 -CON-SPEC-

TOTAL SHEETS	SHEET NO.
67	31
CONTRACT NO.: 76B61	

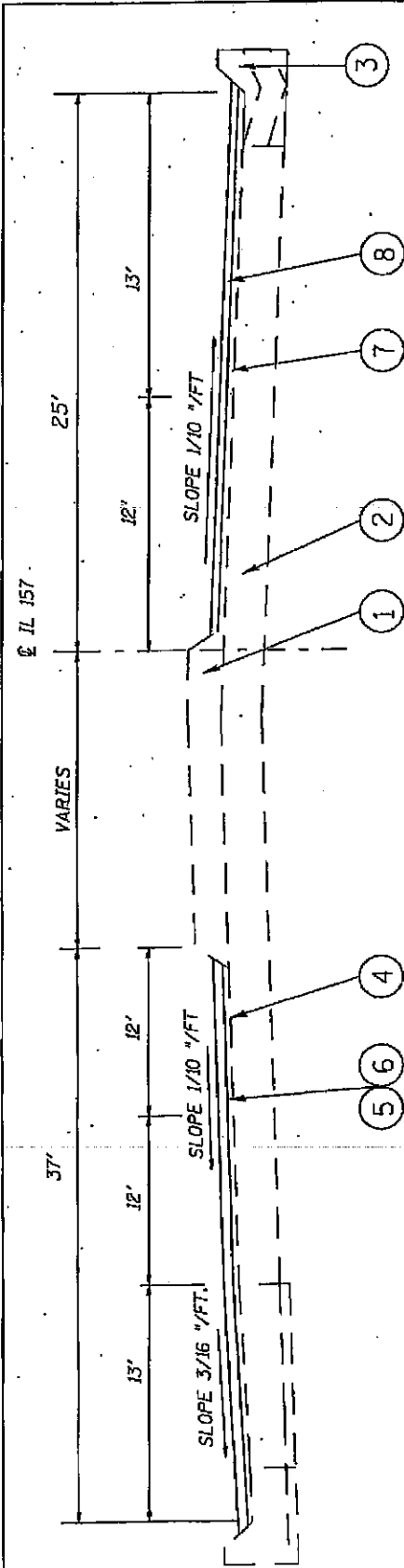


- ① EXISTING P.C.C. PAVEMENT, WITH HMA SURFACE
- ② EXISTING CONTINUOUSLY REINFORCED P.C.C. PAVEMENT (8")
- ③ EXISTING STABILIZED SUB-BASE (4")
- ④ EXISTING STABILIZED SHOULDER
- ⑤ EXISTING LONGITUDINAL METAL JOINT
- ⑥ EXISTING P.C.C. MEDIAN SURFACE (4")
- ⑦ PROPOSED HMA SURFACE REMOVAL (1 1/2")
- ⑧ PROPOSED BITUMINOUS MATERIALS (PRIME COAT)
- ⑨ PROPOSED AGGREGATE (PRIME COAT)
- ⑩ PROPOSED LEVELING BINDER, MACHINE METHOD (3/4")
- ⑪ PROPOSED POLYMERIZED HMA SURFACE COURSE (1 1/2")
- ⑫ PROPOSED HMA SHOULDER (2 1/4")
- ⑬ PROPOSED AGGREGATE SHOULDER TYPE B, WEDGE

TYPICAL SECTION
I-70 RAMPS TANGENTS
 FAP 312 (IL 3)
 SECTION 64-1RS-3
 ST CLAIR COUNTY
 PLOT DATE: _____ DATE-TIME: _____

*DRAWN BY:
 *DATE-TIME:
 *JOB-SPEC:

6-CURTAIN
 4-DATE-TIME
 1-DRAW-SPEC



IL ROUTE 157
 STA. 1051+18 TO STA. 1052+25

TOTAL SHEETS	SHEET NO.
67	32
CONTRACT NO.: 76B61	

- ① EXISTING MEDIAN
- ② EXISTING P.C.C. PAVEMENT, WITH HOT-MIX ASPHALT SURFACE.
- ③ EXISTING CONCRETE CURB AND GUTTER, TYPE B-6. 24"
- ④ PROPOSED HMA SURFACE REMOVAL (1 1/2")
- ⑤ PROPOSED BITUMINOUS MATERIALS (PRIME COAT)
- ⑥ PROPOSED AGGREGATE (PRIME COAT)
- ⑦ PROPOSED LEVELING BINDER, MACHINE METHOD, (3/4")
- ⑧ PROPOSED POLYMERIZED HOT MIX ASPHALT SURFACE COURSE MIXTURE (1 1/2")

TYPICAL SECTIONS
 IL RTE 157
 FAP 312 (IL 3)
 SECTION 64-IRS-3
 ST CLAIR COUNTY
 PLOT DATE: DATE-TIME

TOTAL SHEETS	SHEET NO.
67	33
CONTRACT NO. 76B61	

END PROJECT:
I-70 WB RAMP - RDWY E
STA. 36+40

END PROJECT:
I-70 EB RAMP - RDWY F
STA. 43+32

MONSANTO TO I-70
RAMPS CONSTRUCTION
JOINTS

STATION EQUATION
STA. 75+69 AH
STA. 203+25 BK

CONSTRUCTION JOINT
TO MONSANTO
STA. 203+25

OMISSION
STA. 49+96
STA. 46+96

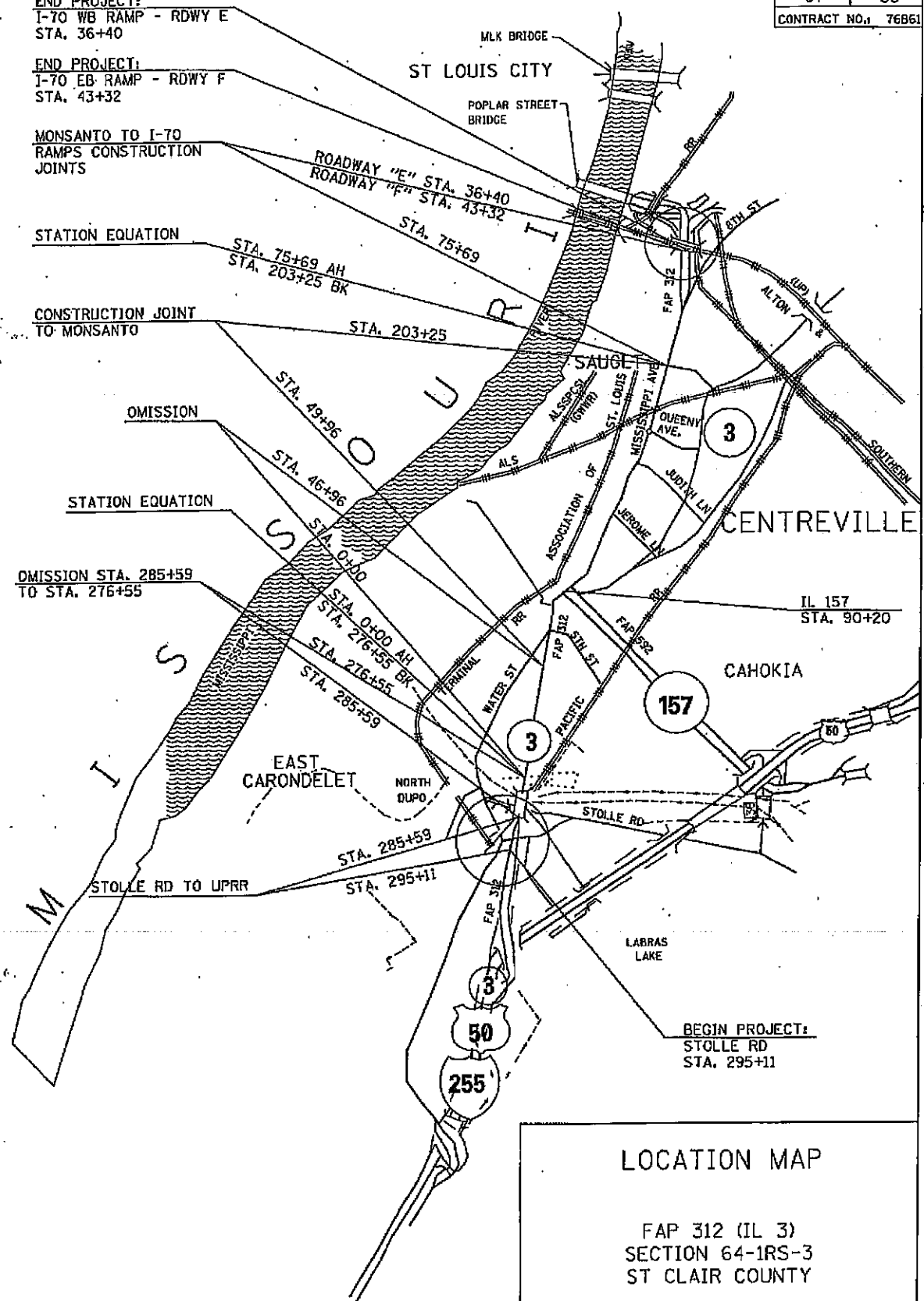
STATION EQUATION
STA. 0+00
STA. 0+00 AH
STA. 276+55 BK
STA. 276+55
STA. 285+59

OMISSION STA. 285+59
TO STA. 276+55

EAST CARONDELET
NORTH DUPO

STOLLE RD TO UPRR
STA. 285+59
STA. 295+11

BEGIN PROJECT:
STOLLE RD
STA. 295+11



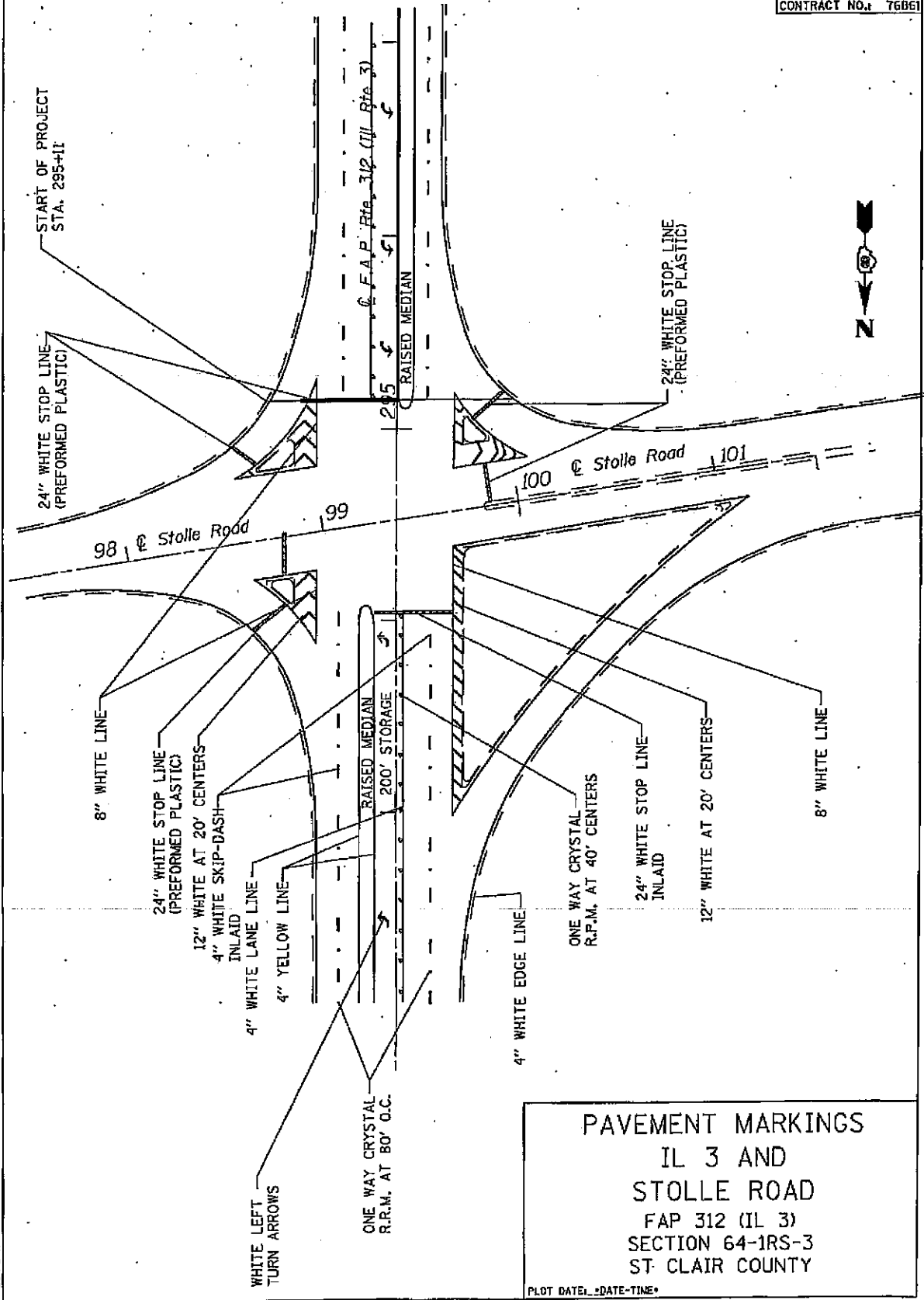
LOCATION MAP

FAP 312 (IL 3)
SECTION 64-1RS-3
ST CLAIR COUNTY

PLOT DATE: DATE-TIME*

DATE
DATE-TIME
FORM-SPEC

TOTAL SHEETS	SHEET NO.
67	34
CONTRACT NO. 76BE1	

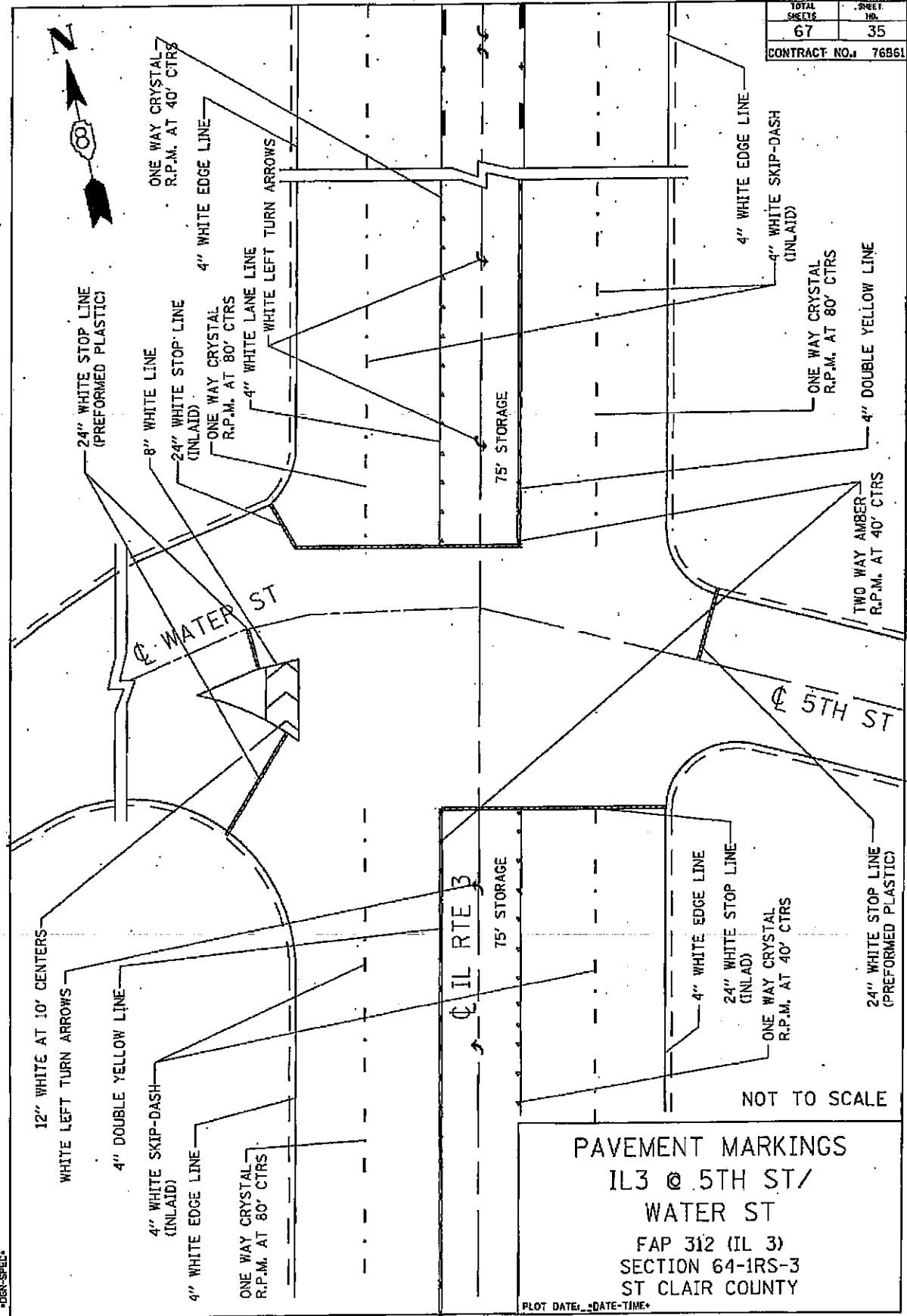


PAVEMENT MARKINGS
 IL 3 AND
 STOLLE ROAD
 FAP 312 (IL 3)
 SECTION 64-1RS-3
 ST. CLAIR COUNTY

PLOT DATE: DATE-TIME

DATE-TIME
 DATE-TIME
 DATE-TIME

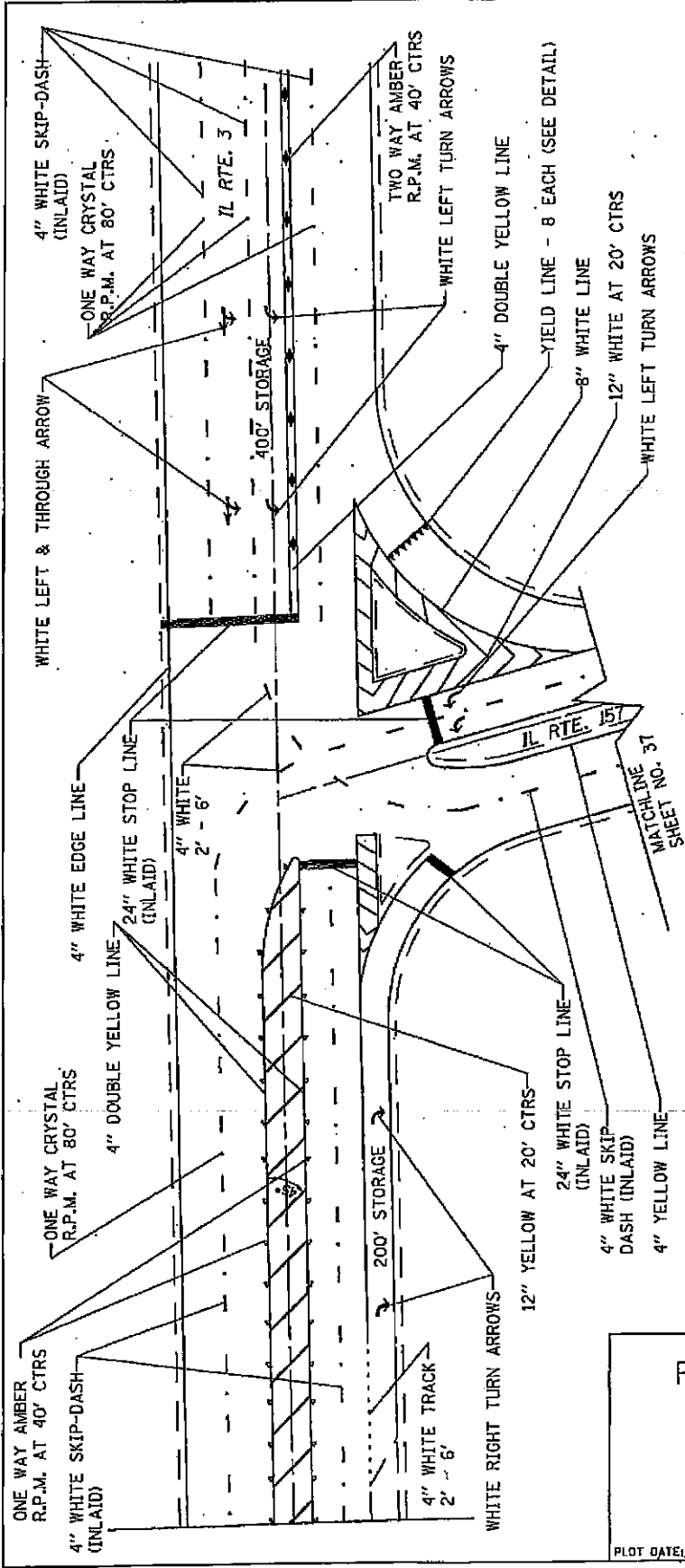
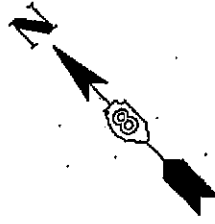
TOTAL SHEETS	SHEET NO.
67	35
CONTRACT NO. 76B61	



DATE-TIME
 DBN-SHPD

NOT TO SCALE
PAVEMENT MARKINGS
IL3 @ 5TH ST /
WATER ST
 FAP 312 (IL 3)
 SECTION 64-IRS-3
 ST CLAIR COUNTY
 PLOT DATE: *DATE-TIME*

TOTAL SHEETS	SHEET NO.
67	36
CONTRACT NO. 76861	



NOT TO SCALE

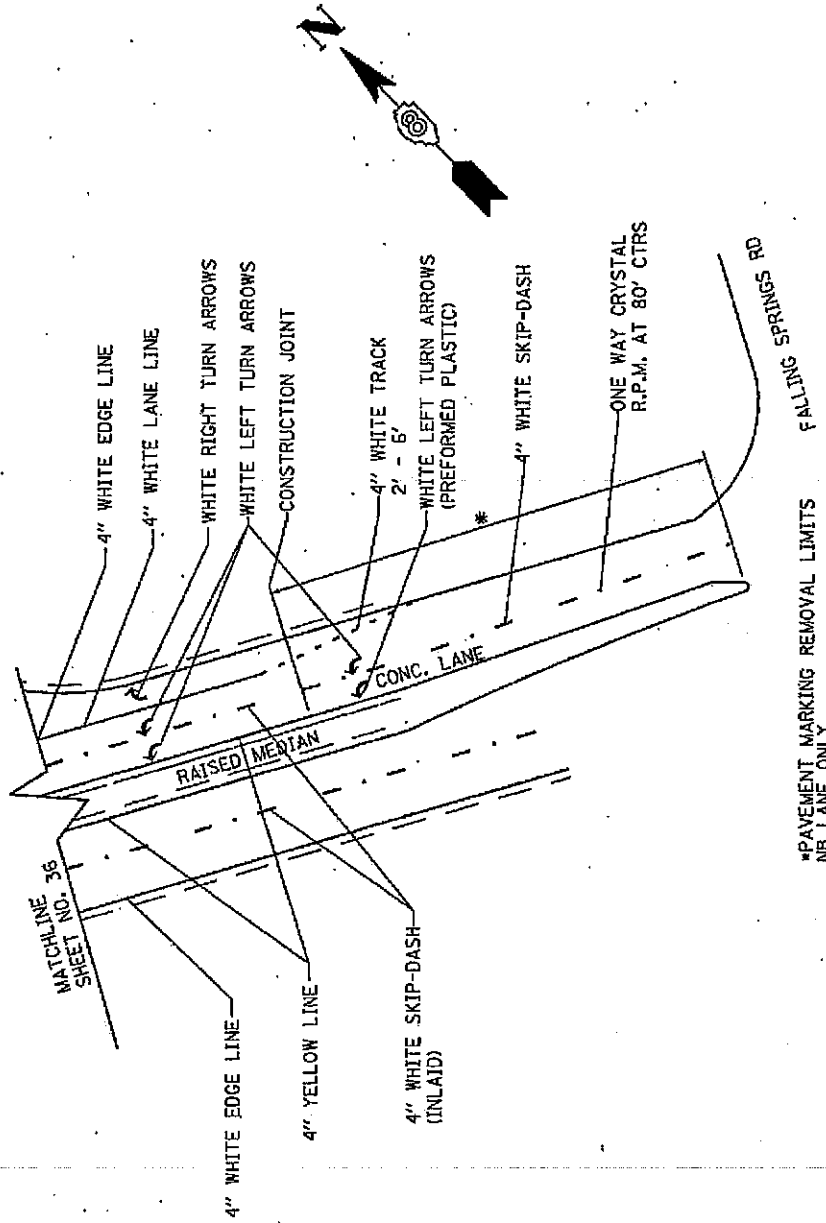
PAVEMENT MARKINGS
IL 3 AND IL 157

FAP 312 (IL 3)
SECTION 64-IRS-3
ST CLAIR COUNTY

PLOT DATE: DATE-TIME

NOTES:
1. ALL DIMENSIONS ARE IN FEET UNLESS OTHERWISE SPECIFIED.

TOTAL SHEETS	SHEET NO.
67	37
CONTRACT NO. 76B61	



MATCHLINE
SHEET NO. 36

RAISED MEDIAN

CONC. LANE

*PAYEMENT MARKING REMOVAL LIMITS
NB LANE ONLY

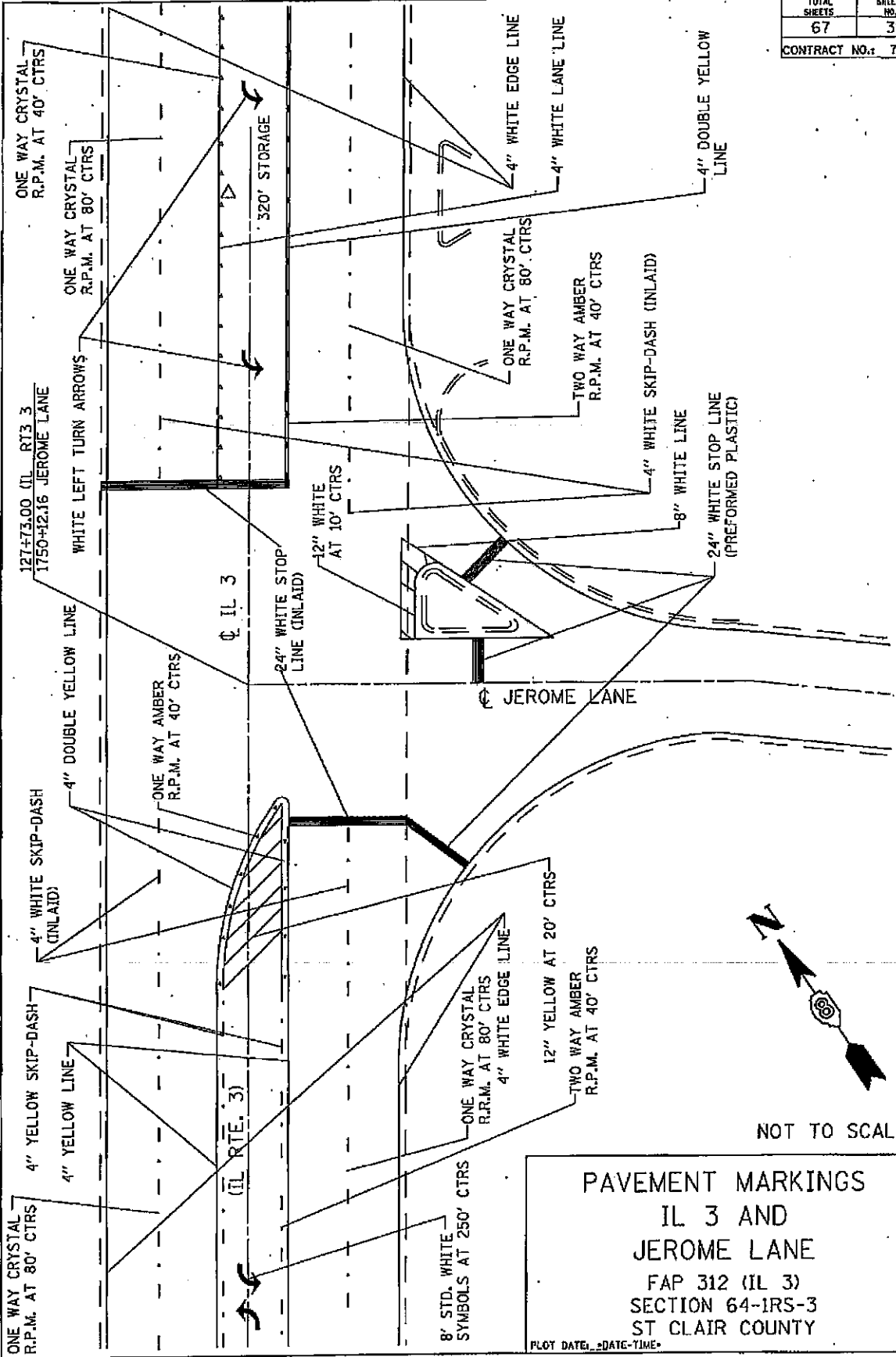
PAVEMENT MARKINGS
IL 3 AND IL 157

FAP 312 (IL 3)
SECTION 64-IRS-3
ST CLAIR COUNTY

DATE
DATE-TIME
DR-SPEC

PLOT DATE: *DATE-TIME*

TOTAL SHEETS	SHEET NO.
67	38
CONTRACT NO.: 76B61	

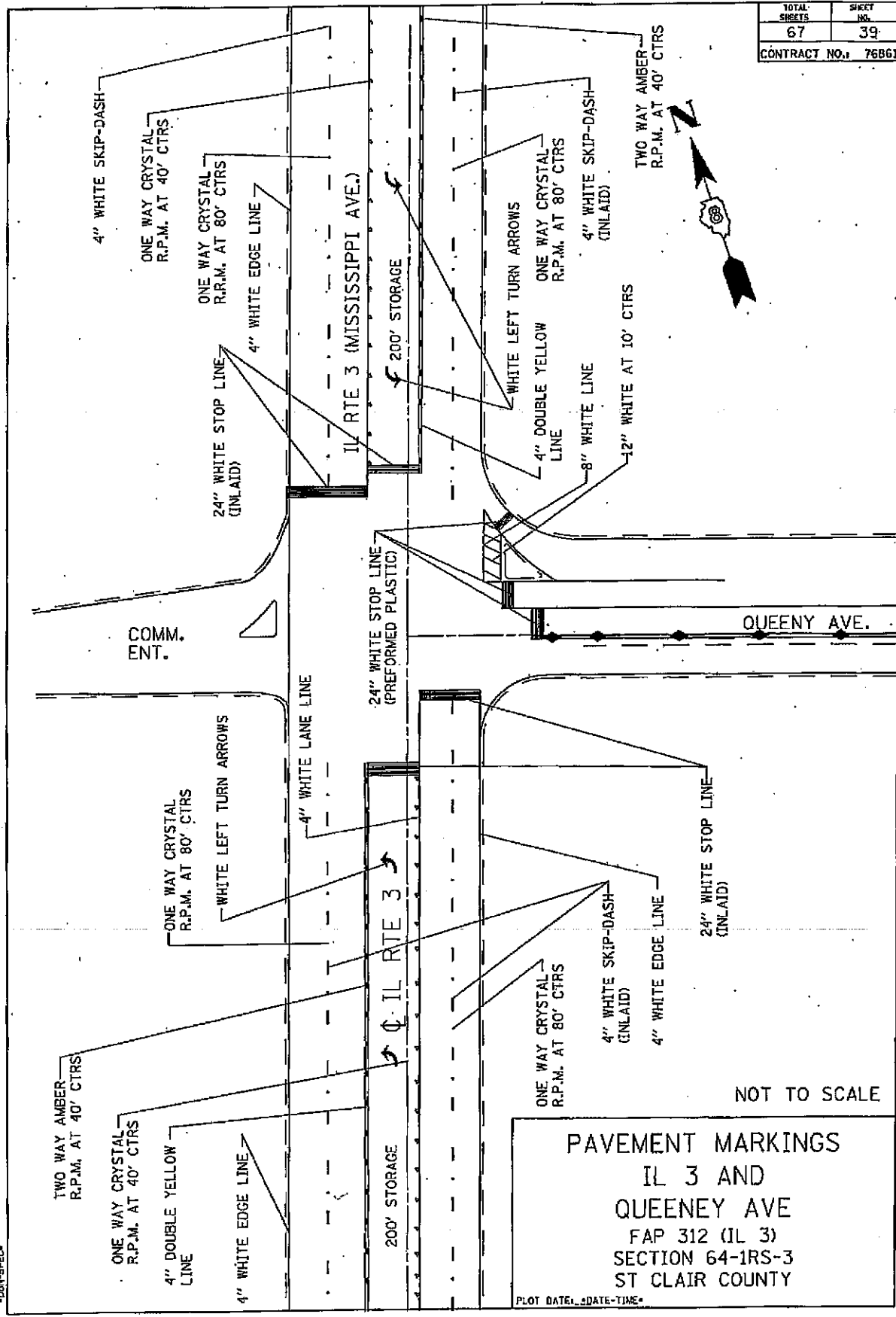


NOT TO SCALE

PAVEMENT MARKINGS
 IL 3 AND
 JEROME LANE
 FAP 312 (IL 3)
 SECTION 64-IRS-3
 ST CLAIR COUNTY
 PLOT DATE: DATE-TIME

DATE: DATE-TIME
 DRAWN: DRAWN-NAME
 CHECKED: CHECKED-NAME

TOTAL SHEETS	SHEET NO.
67	39
CONTRACT NO. 76B61	



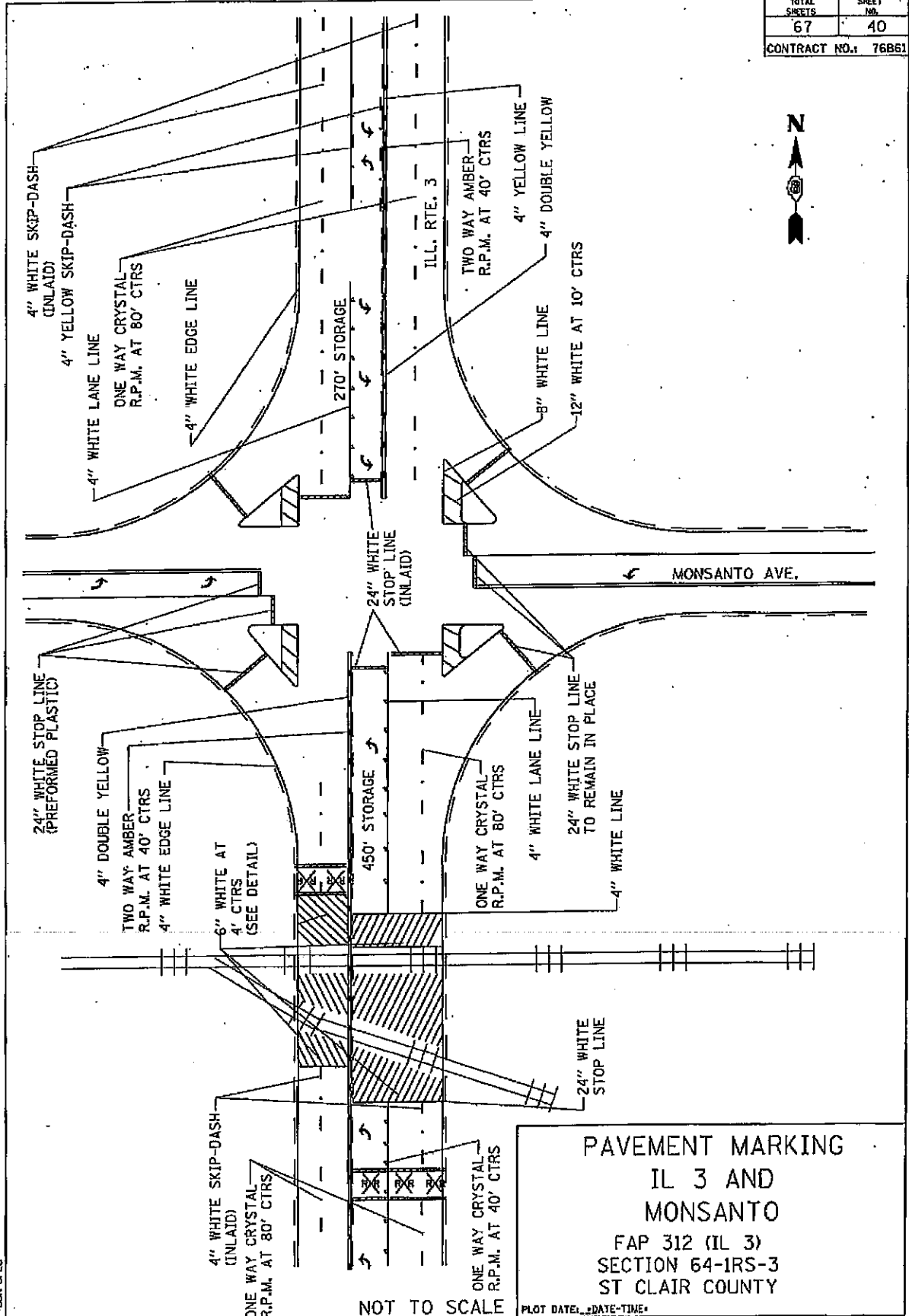
PROBATES
DATE-TIME
BY-SPEC

NOT TO SCALE

PAVEMENT MARKINGS
IL 3 AND
QUEENEY AVE
 FAP 312 (IL 3)
 SECTION 64-1RS-3
 ST CLAIR COUNTY

PLOT DATE: DATE-TIME

TOTAL SHEETS	SHEET NO.
67	40
CONTRACT NO.: 76B61	



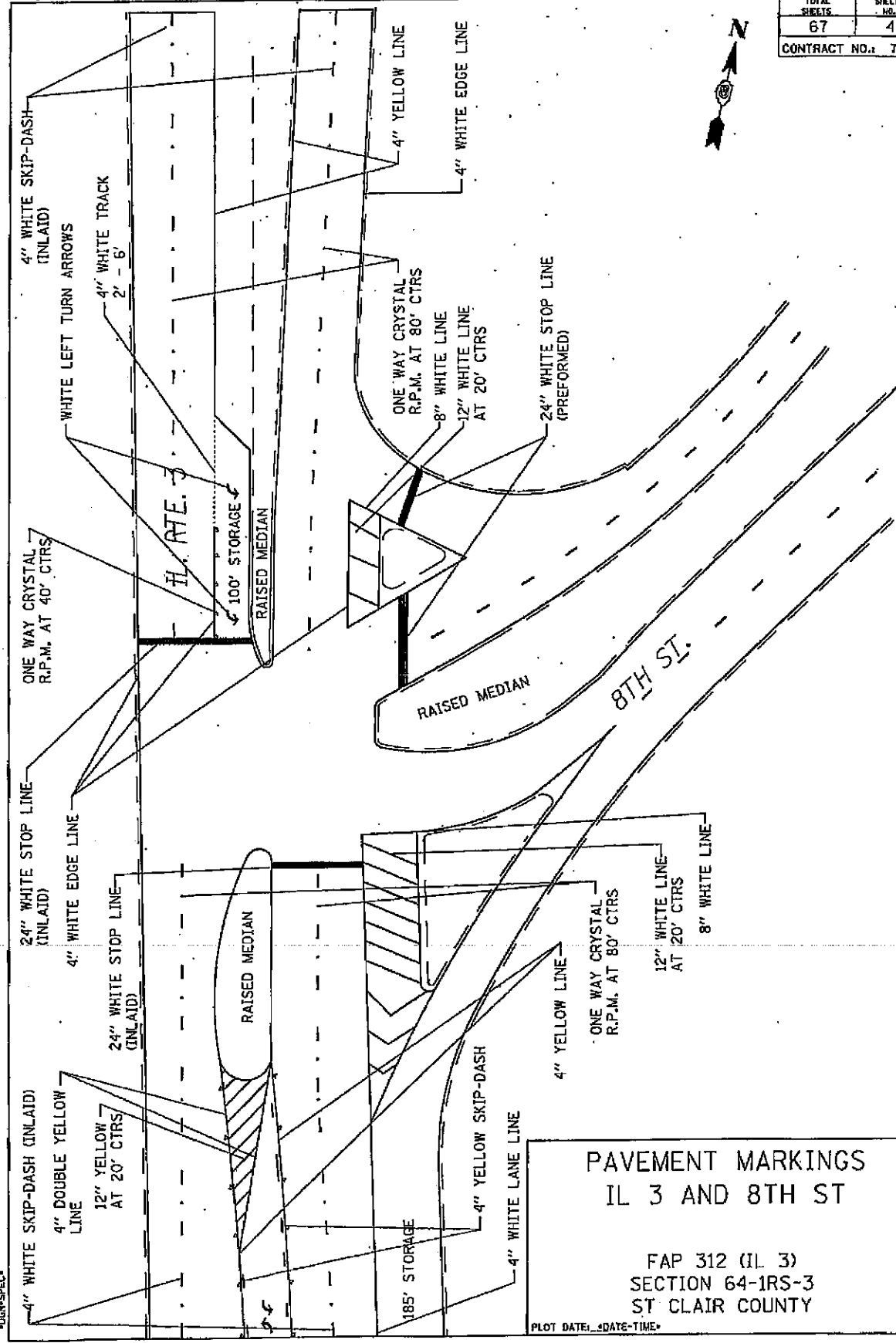
DATE
 -DATE-TIME
 -DGN-SPEC

NOT TO SCALE

PAVEMENT MARKING
 IL 3 AND
 MONSANTO
 FAP 312 (IL 3)
 SECTION 64-IRS-3
 ST CLAIR COUNTY

PLOT DATE: _DATE-TIME_

TOTAL SHEETS	SHEET NO.
67	41
CONTRACT NO.: 76B61	



DATE
 -DATE-TIME-
 -JOB-SPEC-

PAVEMENT MARKINGS
 IL 3 AND 8TH ST
 FAP 312 (IL 3)
 SECTION 64-1RS-3
 ST CLAIR COUNTY
 PLOT DATE: -DATE-TIME-

SCHEDULE OF QUANTITIES		TOTAL QUANTITIES	UNIT	ITEM
CODE NO	ITEM			
88600600	LOCATING UNDERGROUND CABLE	170	FOOT	
88600600	DETECTOR LOOP REPLACEMENT	7028	FOOT	
	8TH ST.	25		
	MONSANTO AVE.	10		
	STA. 62+80	40		
	QUEENY AVE.	20		
	JEROME LANE	20		
	IL 157	40		
	WATER ST.	20		
	STOLLE ROAD	25		

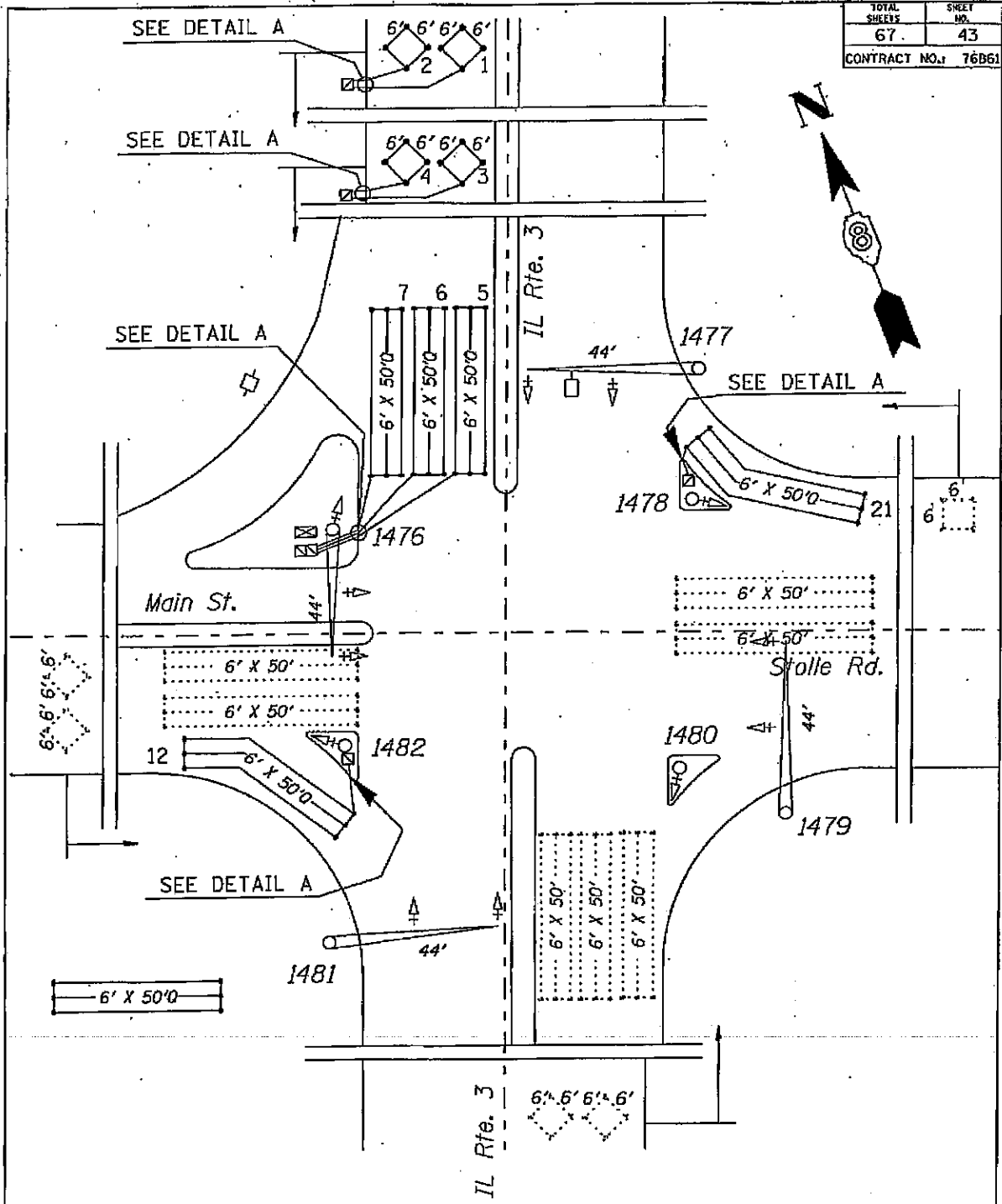
DETECTOR LOOP
 SCHEDULE OF QUANTITIES

 FAP 312 (IL 3)
 SECTION 64-1RS-3
 ST. CLAIR COUNTY5

PLOT DATE: DATE-TIME

DATE
 DATE-TIME
 DGN-SPEC

TOTAL SHEETS	SHEET NO.
67	43
CONTRACT NO. 76B61	



DETECTOR LOOP
 REPLACEMENT PLAN
 STOLLE ROAD
 FAP 312 (IL 3)
 SECTION 64-1RS-3
 ST. CLAIR COUNTY
 PLOT DATE: DATE-TIME

DATE
 -DATE-TIME-
 -DDH-SPEC-

**DETECTOR LOOP REQUIREMENTS AND CALCULATIONS
FOR IL 3 AND STOLLE ROAD**

LOOP	PHASE (Ø)	LOOP SIZE(FT)	REQUIRED # OF TURNS	CALCULATED INDUCTANCE MICROHENRIES (μH)	CALCULATED RESISTANCE OHMS (Ω)
1. SB CCO 1	6	6' X 6'	7	520.9	3.9
2. SB CCO 2	6	6' X 6'	7	518.3	3.9
3. SB CCO 3	6	6' X 6'	6	389.8	1.9
4. SB CCO 4	6	6' X 6'	6	366.5	1.8
5. SB LT CD	1	6' X 50'Q	3-6-3	808.2	2.1
6. SB THRU CD 1	6	6' X 50'Q	3-6-3	806.0	2.0
7. SB THRU CD 2	6	6' X 50'Q	3-6-3	803.8	2.0
8. EB CCO 1	NA				
9. EB CCO 2	NA				
10. EB LT CD	NA				
11. EB THRU CD	NA				
12. EB RT CD	NA	6' X 50'Q	3-6-3	805.7	2.0
13. NB CCO 1	NA				
14. NB CCO 2	NA				
15. NB LT CD	NA				
16. NB THRU CD 1	NA				
17. NB THRU CD 2	NA				
18. WB CCO	NA				
19. WB LT CD	NA				
20. WB THRU CD	NA				
21. WB RT CD	4	6' X 50'Q	3-6-3	813.4	2.2

THE ABOVE VALUES ARE CALCULATED OF COMBINED LOOP AND LEAD-IN INDUCTANCE AND RESISTANCE. ACTUAL MEASURED VALUES SHOULD BE WITHIN +/- 20% OF THESE VALUES.

SSM=SYSTEM & SPEED MONITOR

DETECTOR LOOP
REQ. & CALC.
STOLLE ROAD
FAP 312 (IL 3)
SECTION 64-1RS-3
ST. CLAIR COUNTY

PLOT DATE: DATE-TIME

TOTAL SHEETS	SHEET NO.
67	45
CONTRACT NO.: 76861	



SEE DETAIL A

SEE DETAIL A

TS 3128

TS 3129

TS 3130

WATER ST

TS 3133

5TH ST

TS 3131

TS 3132

SEE DETAIL A

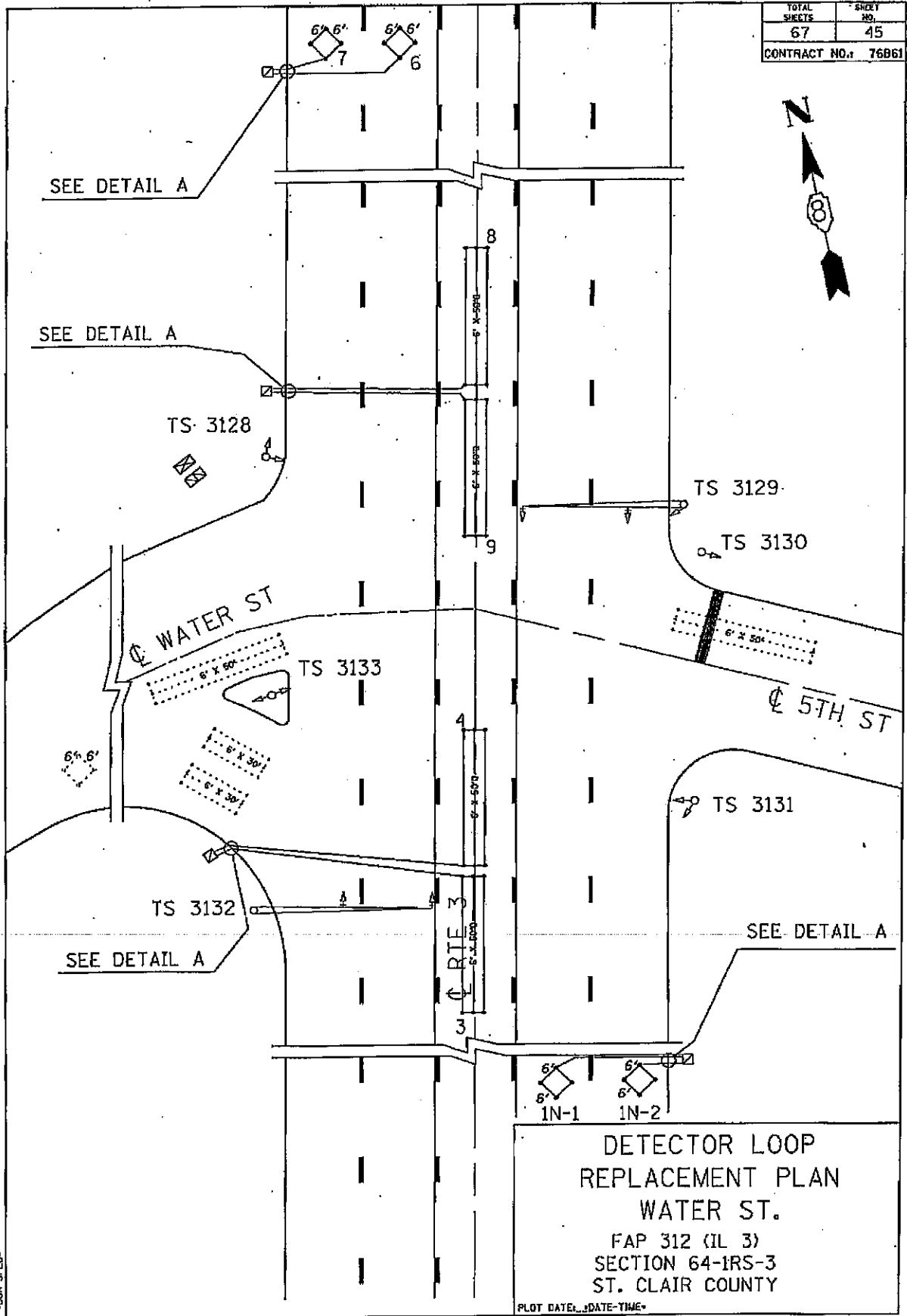
SEE DETAIL A

1N-1 1N-2

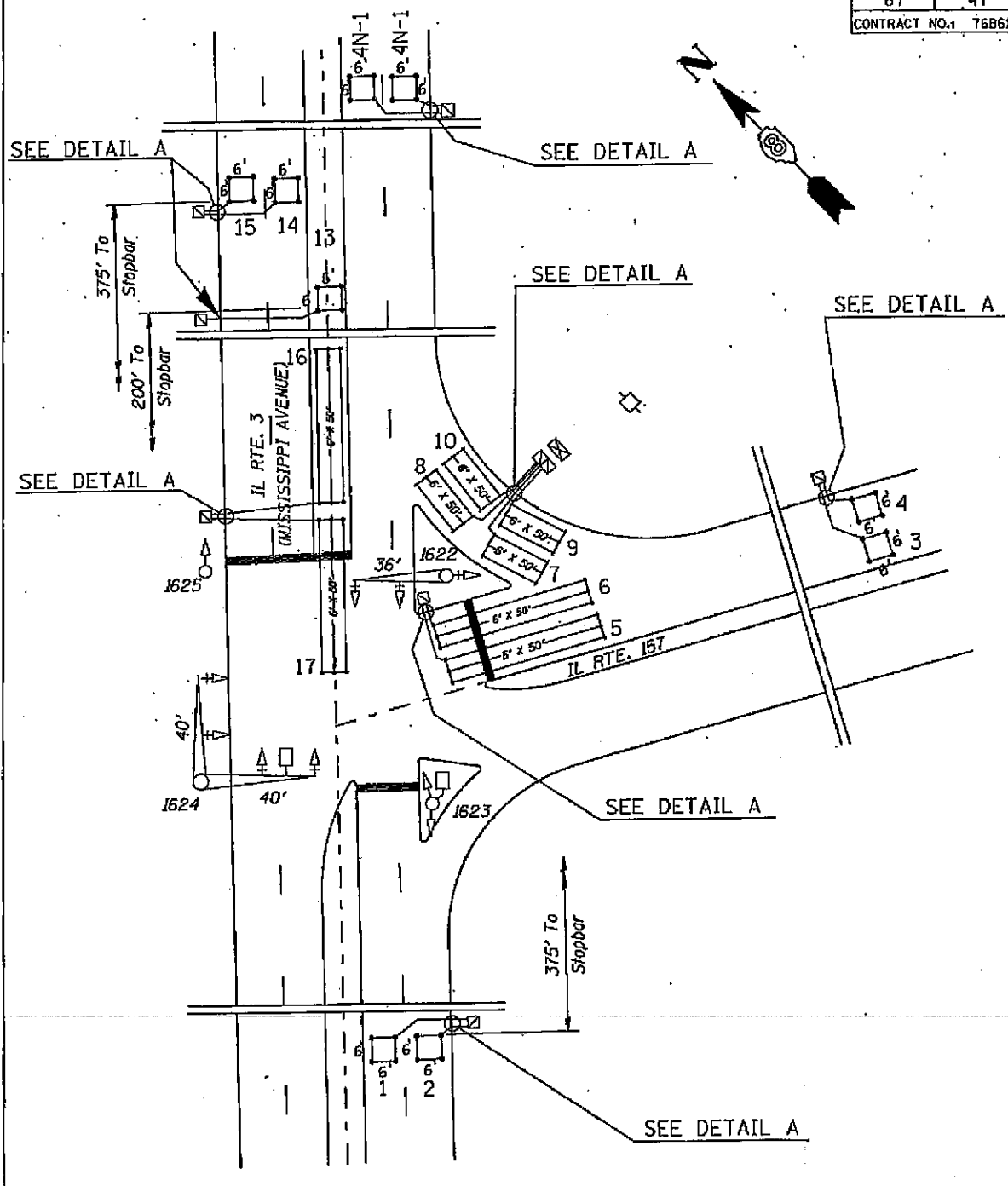
DETECTOR LOOP
REPLACEMENT PLAN
WATER ST.
FAP 312 (IL 3)
SECTION 64-1RS-3
ST. CLAIR COUNTY

PLOT DATE: DATE-TIME

DATE-TIME
DATE-TIME
DATE-TIME



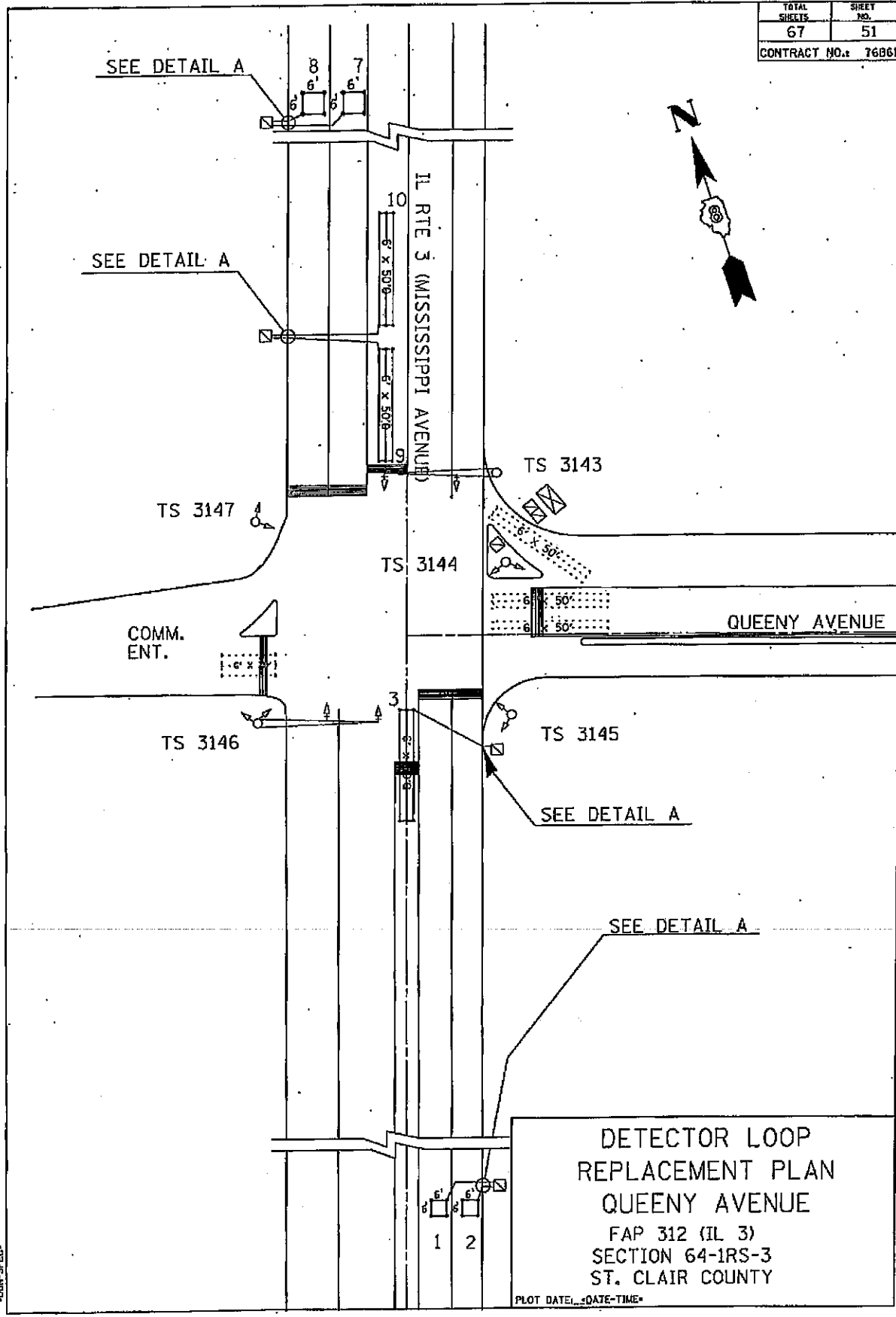
TOTAL SHEETS	SHEET NO.
67	47
CONTRACT NO. 76B61	



**DETECTOR LOOP
 REPLACEMENT PLAN**
IL 157
 FAP 312 (IL 3)
 SECTION 64-1RS-3
 ST. CLAIR COUNTY
 PLOT DATE, DATE-TIME

DATE
 DATE-TIME
 DGN-SPEC

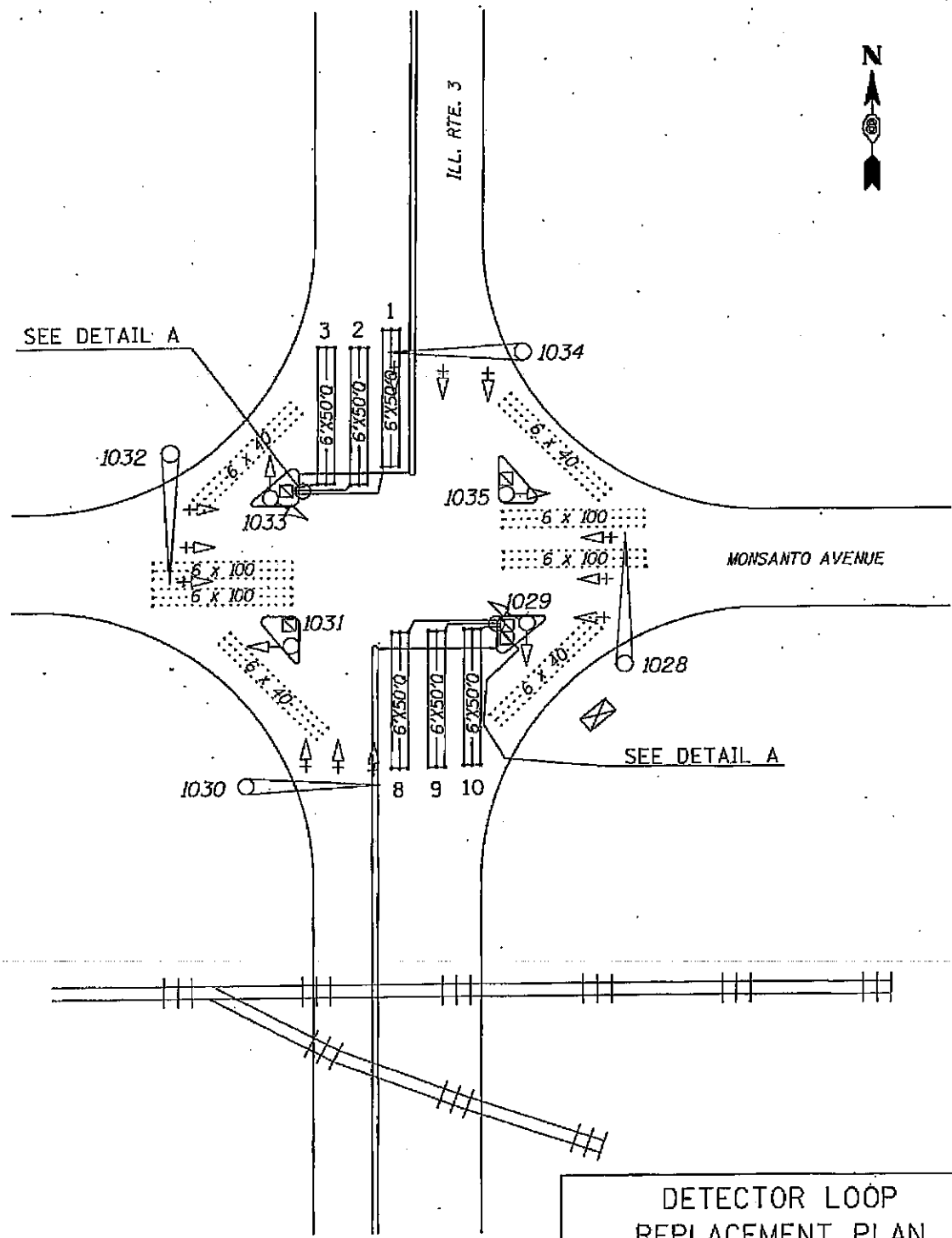
TOTAL SHEETS	SHEET NO.
67	51
CONTRACT NO.: 76861	



DETECTOR LOOP
 REPLACEMENT PLAN
 QUEENY AVENUE
 FAP 312 (IL 3)
 SECTION 64-1RS-3
 ST. CLAIR COUNTY
 PLOT DATE: __/__/__

DATE
 TIME
 BY

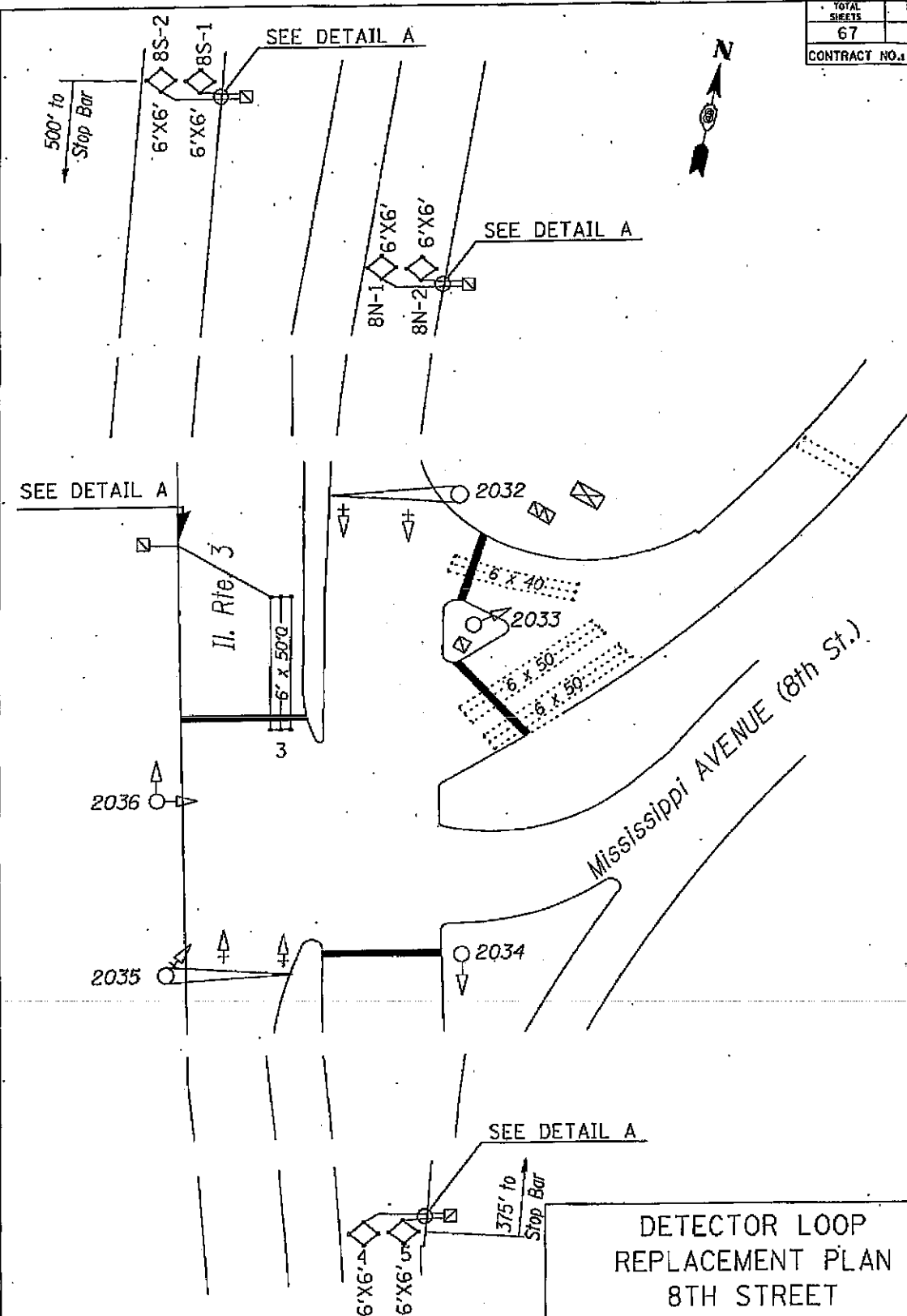
TOTAL SHEETS	SHEET NO.
67	53
CONTRACT NO.: 76B61	



DETECTOR LOOP
 REPLACEMENT PLAN
 MONSANTO AVENUE
 FAP 312 (IL 3)
 SECTION 64-IRS-3
 ST. CLAIR COUNTY
 PLOT DATE: .DATE-TIME.

DATE
 DATE-TIME
 JOB-SPEC

TOTAL SHEETS	SHEET NO.
67	55
CONTRACT NO. 76B61	

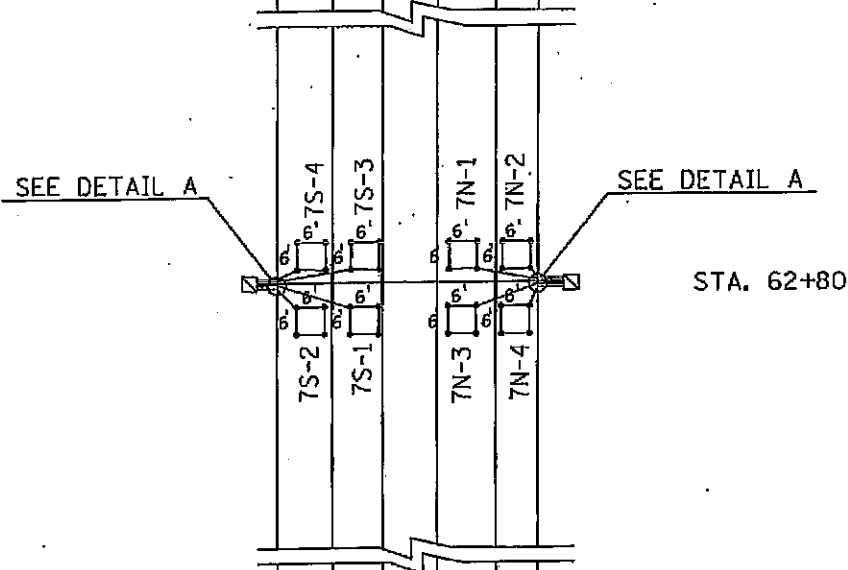


DETECTOR LOOP
 REPLACEMENT PLAN
 8TH STREET
 FAP 312 (IL 3)
 SECTION 64-1RS-3
 ST. CLAIR COUNTY

PLOT DATE: DATE-TIME

DATE: DATE-TIME
 DATE-TIME
 DATE-TIME

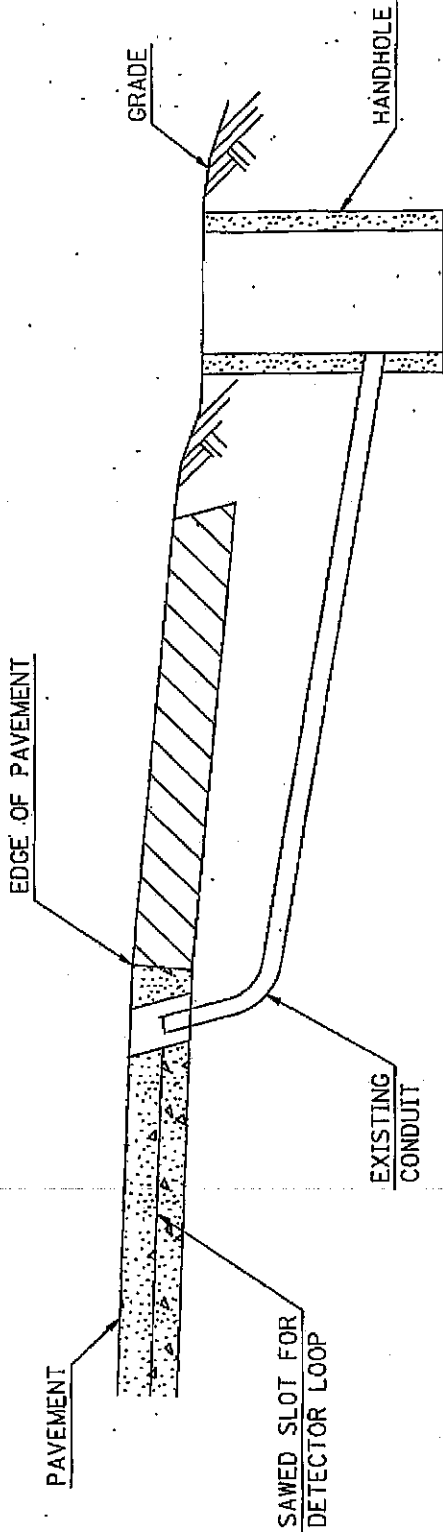
TOTAL SHEETS	SHEET NO.
67	57
CONTRACT NO.: 76B61	



DETECTOR LOOP
 REPLACEMENT PLAN
 STA. 62+80
 FAP 312 (IL 3)
 SECTION 64-1RS-3
 ST. CLAIR COUNTY
 PLOT DATE: *DATE-TIME*

#DATES
 DATE-TIME
 DATE-TIME

REVISED
DATE-TIME
DGN-SPED



DETAIL A
(NO SCALE)

RE-USE EXISTING DETECTOR LOOP LEAD-IN CONDUIT

- 1 DRILL OUT PAVEMENT SEALANT AND CLEAN EXISTING CONDUIT.
- 2 REMOVE EXISTING CABLE TO HANDHOLE.
- 3 INSTALL LOOP LEAD-IN CONDUCTORS IN CONDUIT.
- 4 SPLICE NEW DETECTOR LOOP LEAD-IN CONDUCTORS TO EXISTING LEAD-IN CABLE IN HANDHOLE.
- 5 FILL HOLE WITH APPROVED SEALER. PREVENT SEALER FROM ENTERING INTO CONDUIT.

NOT A PAY ITEM. THE COST OF THIS WORK SHALL BE INCLUDED IN THE PAY ITEM "DETECTOR LOOP REPLACEMENT".
THE CONTRACTOR WILL BE RESPONSIBLE FOR PROTECTING THE EXISTING CONDUIT DURING CONSTRUCTION. SHOULD ANY DAMAGE TO THE CONDUIT OCCUR DUE TO THE OPERATIONS, REPAIR SHALL BE MADE TO THE SATISFACTION OF THE ENGINEER AND WILL BE DONE AT THE CONTRACTOR'S EXPENSE.

DETECTOR LOOP
REPLACEMENT DETAIL

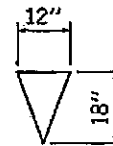
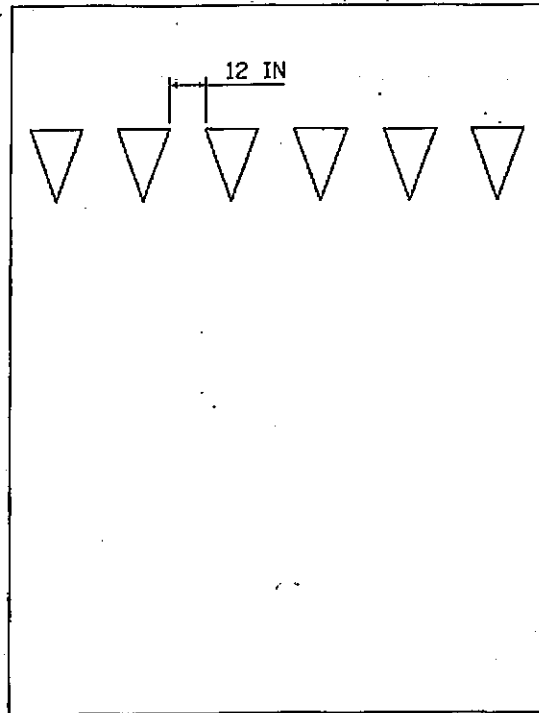
FAP 312 (IL 3)
SECTION 64-IRS-3
ST. CLAIR COUNTY

PLOT DATE: *DATE-TIME*

TOTAL SHEETS	SHEET NO.
67	59
CONTRACT NO.: 76861	

TOTAL SHEETS	SHEET NO.
67	61
CONTRACT NO.: 76B61	

TYPICAL YIELD LINE LAYOUT FOR STREETS AND HIGHWAYS



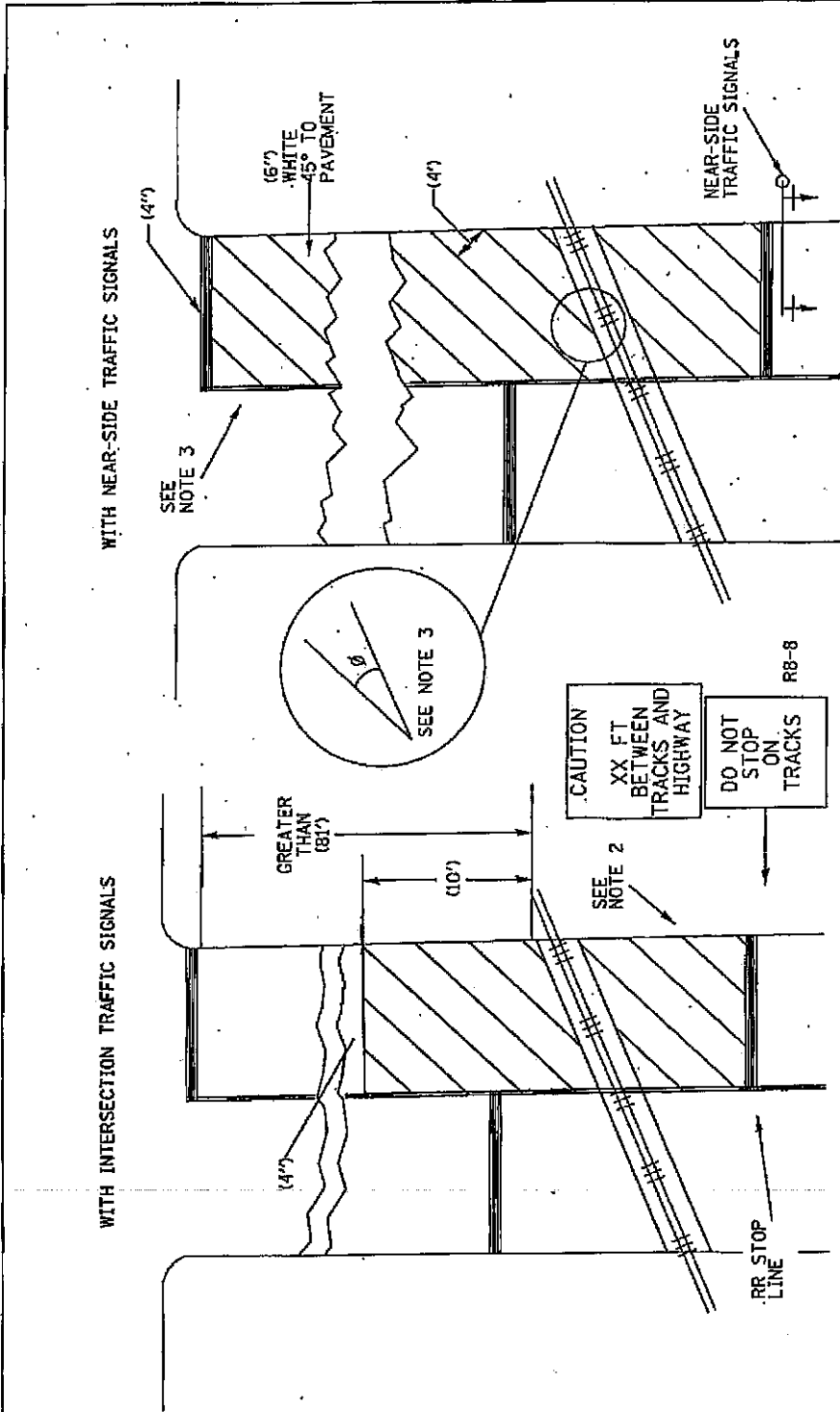
YIELD LINE
DETAIL

FAP 312 (IL 3)
SECTION 64-1RS-3
ST CLAIR COUNTY

PLOT DATE: DATE-TIME

DATE
DATE-TIME
DATE-TIME

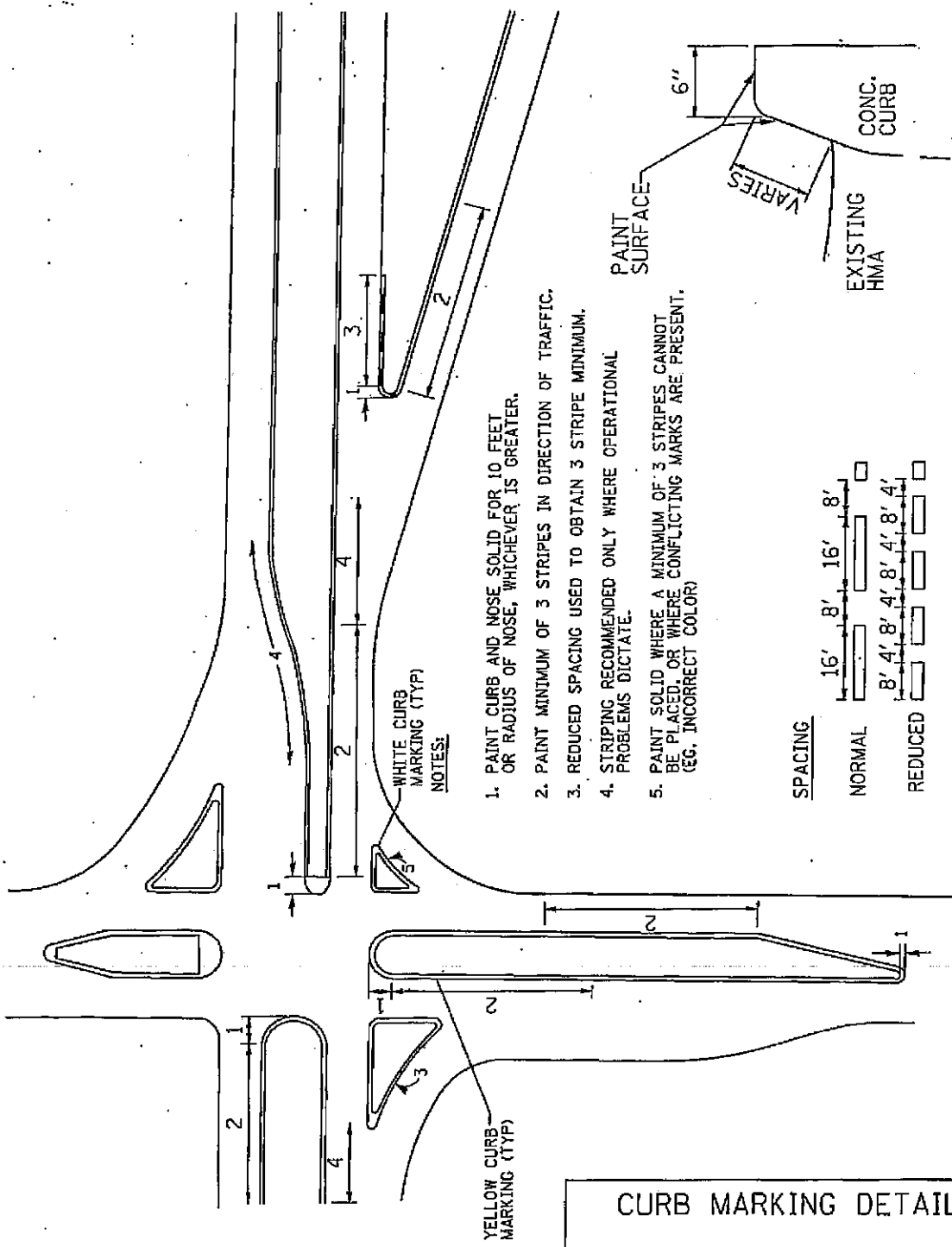
TOTAL SHEETS	SHEET NO.
67	62
CONTRACT NO.: 76861	



NOTE: 1. PAVEMENT MARKINGS TO BE INSTALLED ONLY ON APPROACH TO INTERSECTIONS CONTROLLED BY TRAFFIC SIGNALS WHICH ARE INTERCONNECTED WITH THE RAILROAD WARNING SIGNALS.
 2. WHERE NEAR-SIDE TRAFFIC SIGNALS ARE USED THE PAVEMENT MARKINGS EXTEND TO THE INTERSECTION.
 3. WHERE THE ANGLE BETWEEN THE DIAGONAL STRIPES AND THE TRACK (Ø) WOULD BE LESS THAN APPROXIMATELY 20°, THE STRIPES SHOULD BE SLOPED IN THE OPPOSITE DIRECTION FROM THAT SHOWN.

PAVEMENT MARKING
 TREATMENT FOR RAILROAD
 CROSSINGS DETAIL
 FAP 312 (IL 3)
 SECTION 64-1RS-3
 ST CLAIR COUNTY
 PLOT DATE: , DATE-TIME

#DATE#
 #DATE-TIME#
 #DRAWN#



- NOTES:
1. PAINT CURB AND NOSE SOLID FOR 10 FEET OR RADIUS OF NOSE, WHICHEVER IS GREATER.
 2. PAINT MINIMUM OF 3 STRIPES IN DIRECTION OF TRAFFIC.
 3. REDUCED SPACING USED TO OBTAIN 3 STRIPE MINIMUM.
 4. STRIPING RECOMMENDED ONLY WHERE OPERATIONAL PROBLEMS DICTATE.
 5. PAINT SOLID WHERE A MINIMUM OF 3 STRIPES CANNOT BE PLACED, OR WHERE CONFLICTING MARKS ARE PRESENT, (EG. INCORRECT COLOR)

SPACING

NORMAL	16'	8'	16'	8'
REDUCED	8'	4'	8'	4'

CURB MARKING

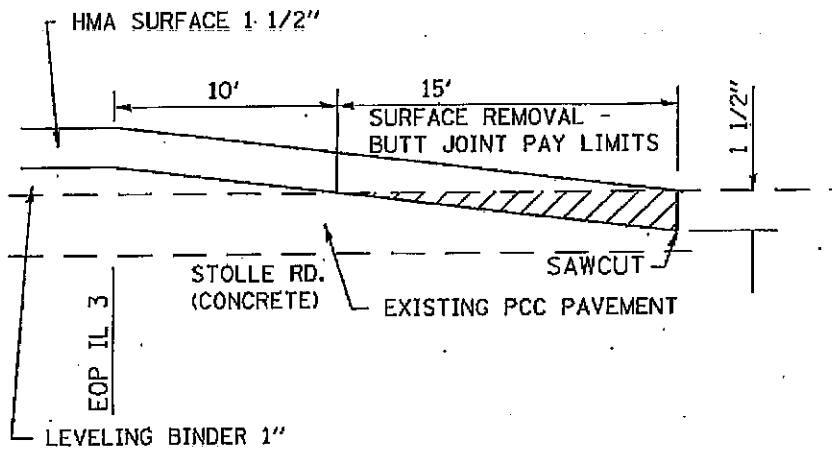
CURB MARKING DETAIL

FAP 312 (IL 3)
SECTION 64-1RS-3
ST CLAIR COUNTY

PLOT DATE: _DATE-TIME_

DATE: _DATE-TIME_
DATE: _DATE-TIME_
DATE: _DATE-TIME_

TOTAL SHEETS	SHEET NO.
67	64
CONTRACT NO.: 76B61	



CONCRETE BUTT JOINT DETAIL
STOLLE RD. INTERSECTION

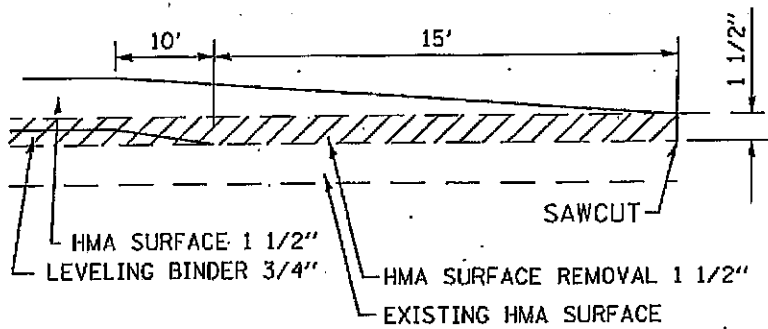
BUTT JOINT DETAIL

FAP 312 (IL 3)
SECTION 64-1RS-3
ST CLAIR COUNTY

PLOT DATE: .DATE-TIME*

*DATE**
DATE-TIME
JOB-SPEC

TOTAL SHEETS	SHEET NO.
67	65
CONTRACT NO. 76B63	



CONSTRUCTION JOINT DETAIL

STA. 173+60
 STA. 174+67
 STA. 201+98.83
 STA. 201+63.83
 RAMP E
 RAMP F

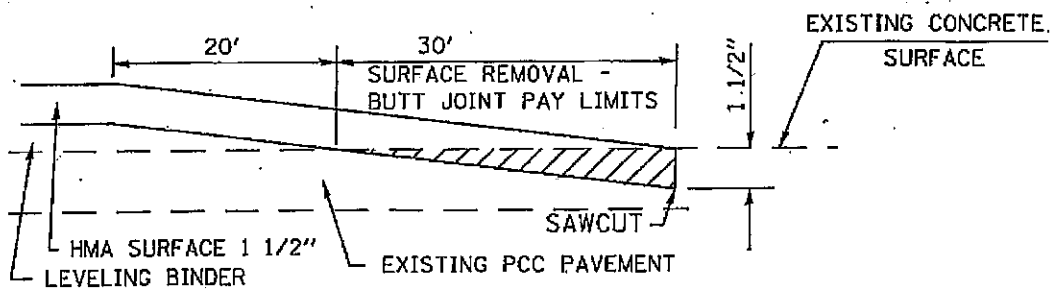
CONSTRUCTION JOINT
 DETAIL

FAP 312 (IL 3)
 SECTION 64-1RS-3
 ST CLAIR COUNTY

PLOT DATE: *DATE-TIME*

DATE-TIME
 DATE-TIME
 DATE-TIME

TOTAL SHEETS	SHEET NO.
67	66
CONTRACT NO.: 76B61	



CONCRETE BUTT JOINT DETAIL

STA. 285+59

STA. 295+11

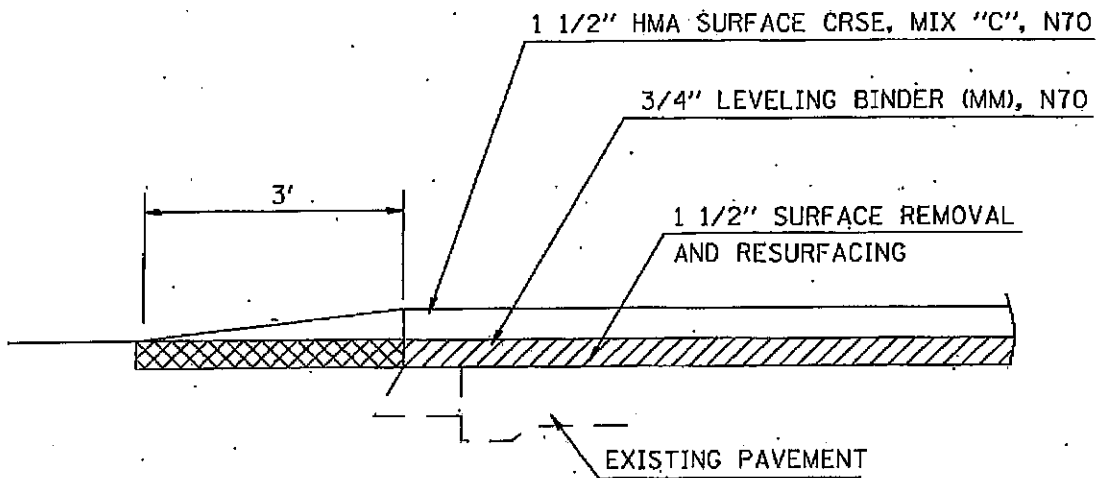
BUTT JOINT DETAIL

FAP 312 (IL 3)
SECTION 64-1RS-3
ST CLAIR COUNTY

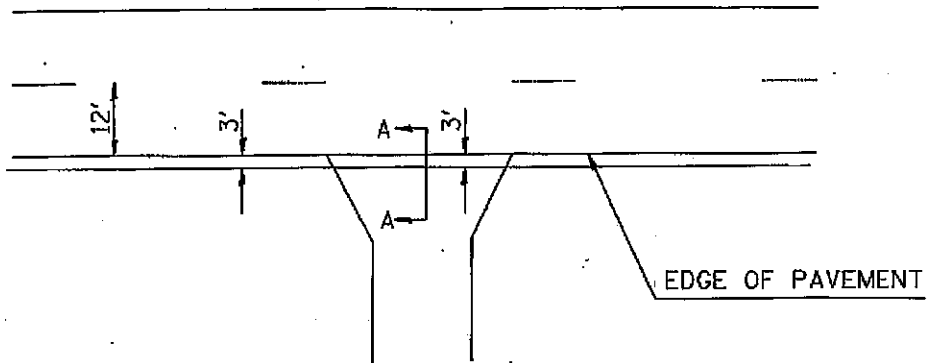
PLOT DATE: DATE-TIME

DATE
DATE-TIME
DBN-SPEC

TOTAL SHEETS	SHEET NO.
67	67
CONTRACT NO.: 76B61	



PAVED SIDEROAD, ENTRANCE
CONSTRUCTION JOINT DETAIL
SECTION A-A



PAVED SIDEROAD, ENTRANCE WITH
CONSTRUCTION JOINT

SIDEROAD, ENTRANCE
DETAILS

FAP 312 (IL 3)
SECTION 64-1RS-3
ST CLAIR COUNTY

PLOT DATE: DATE-TIME

##DATE##
-DATE-TIME-
-JOB-SPEC-

ILLINOIS DEPARTMENT OF LABOR

PREVAILING WAGES FOR ST CLAIR COUNTY EFFECTIVE MAY 2009

The Prevailing rates of wages are included in the Contract proposals which are subject to Check Sheet #5 of the Supplemental Specifications and Recurring Special Provisions. The rates have been ascertained and certified by the Illinois Department of Labor for the locality in which the work is to be performed and for each craft or type of work or mechanic needed to execute the work of the Contract. As required by Prevailing Wage Act (820 ILCS 130/0.01, et seq.) and Check Sheet #5 of the Contract, not less than the rates of wages ascertained by the Illinois Department of Labor and as revised during the performance of a Contract shall be paid to all laborers, workers and mechanics performing work under the Contract. Post the scale of wages in a prominent and easily accessible place at the site of work.

If the Illinois Department of Labor revises the prevailing rates of wages to be paid as listed in the specification of rates, the contractor shall post the revised rates of wages and shall pay not less than the revised rates of wages. Current wage rate information shall be obtained by visiting the Illinois Department of Labor web site at <http://www.state.il.us/agency/idol/> or by calling 312-793-2814. It is the responsibility of the contractor to review the rates applicable to the work of the contract at regular intervals in order to insure the timely payment of current rates. Provision of this information to the contractor by means of the Illinois Department of Labor web site satisfies the notification of revisions by the Department to the contractor pursuant to the Act, and the contractor agrees that no additional notice is required. The contractor shall notify each of its subcontractors of the revised rates of wages.

Saint Clair County Prevailing Wage for May 2009

Trade Name	RG	TYP	C	Base	FRMAN	*M-F>8	OSA	OSH	H/W	Pensn	Vac	Trng
=====	==	===	=	=====	=====	=====	===	===	=====	=====	=====	=====
ASBESTOS ABT-GEN		BLD		26.450	26.950	1.5	1.5	2.0	5.350	7.850	0.000	0.700
ASBESTOS ABT-MEC		BLD		26.610	27.610	1.5	1.5	2.0	5.250	2.500	0.000	0.250
BOILERMAKER		BLD		31.500	34.000	1.5	1.5	2.0	6.820	11.43	1.500	0.350
BRICK MASON		BLD		27.990	29.790	1.5	1.5	2.0	5.850	8.600	2.000	0.200
CARPENTER		ALL		32.270	33.770	1.5	1.5	2.0	5.550	4.250	0.000	0.350
CEMENT MASON		ALL		28.450	29.450	1.5	1.5	2.0	6.500	9.500	0.000	0.200
CERAMIC TILE FNSHER		BLD		23.370	0.000	1.5	1.5	2.0	5.200	4.400	0.000	0.410
ELECTRIC PWR EQMT OP		ALL		32.180	0.000	1.5	1.5	2.0	4.690	8.370	0.000	0.240
ELECTRIC PWR GRNDMAN		ALL		24.030	0.000	1.5	1.5	2.0	3.500	6.250	0.000	0.180
ELECTRIC PWR LINEMAN		ALL		36.990	38.780	1.5	1.5	2.0	5.400	9.620	0.000	0.280
ELECTRIC PWR TRK DRV		ALL		26.260	0.000	1.5	1.5	2.0	3.830	6.830	0.000	0.200
ELECTRICIAN		ALL		34.860	36.950	1.5	1.5	2.0	5.580	7.150	0.000	0.440
ELECTRONIC SYS TECH		BLD		27.780	29.530	1.5	1.5	2.0	2.800	6.580	0.000	0.250
ELEVATOR CONSTRUCTOR		BLD		39.715	44.680	2.0	2.0	2.0	9.525	8.210	2.380	0.000
FLOOR LAYER		BLD		27.680	27.980	1.5	1.5	2.0	5.550	4.250	1.000	0.350
GLAZIER		BLD		30.810	0.000	2.0	2.0	2.0	9.020	8.300	2.460	0.310
HT/FROST INSULATOR		BLD		32.910	33.910	1.5	1.5	2.0	5.600	9.360	0.000	0.500
IRON WORKER		ALL		28.350	29.850	1.5	1.5	2.0	6.360	10.05	0.000	0.420
LABORER	N	ALL		25.950	26.450	1.5	1.5	2.0	5.350	7.850	0.000	0.700
LABORER	S	ALL		24.250	24.750	1.5	1.5	2.0	5.450	9.350	0.000	0.700
MACHINIST		BLD		40.530	42.530	1.5	1.5	2.0	7.000	7.670	0.650	0.000
MARBLE FINISHERS		BLD		23.370	0.000	1.5	1.5	2.0	5.200	4.400	0.000	0.410
MARBLE MASON		BLD		27.990	29.790	1.5	1.5	2.0	5.850	8.600	2.000	0.200
MILLWRIGHT		ALL		32.270	33.770	1.5	1.5	2.0	5.550	4.250	0.000	0.350
OPERATING ENGINEER		ALL	1	28.500	31.500	1.5	1.5	2.0	7.300	12.75	0.000	1.000
OPERATING ENGINEER		ALL	2	27.370	31.500	1.5	1.5	2.0	7.300	12.75	0.000	1.000
OPERATING ENGINEER		ALL	3	22.890	31.500	1.5	1.5	2.0	7.300	12.75	0.000	1.000
OPERATING ENGINEER		ALL	4	22.950	31.500	1.5	1.5	2.0	7.300	12.75	0.000	1.000
OPERATING ENGINEER		ALL	5	22.620	31.500	1.5	1.5	2.0	7.300	12.75	0.000	1.000
OPERATING ENGINEER		ALL	6	29.050	31.500	1.5	1.5	2.0	7.300	12.75	0.000	1.000
OPERATING ENGINEER		ALL	7	29.350	31.500	1.5	1.5	2.0	7.300	12.75	0.000	1.000
OPERATING ENGINEER		ALL	8	29.630	31.500	1.5	1.5	2.0	7.300	12.75	0.000	1.000
PAINTER		BLD		27.700	29.200	1.5	1.5	2.0	4.750	6.170	0.000	0.450
PAINTER		HWY		28.900	30.400	1.5	1.5	2.0	4.750	6.170	0.000	0.450
PAINTER OVER 30FT		BLD		28.700	30.200	1.5	1.5	2.0	4.750	6.170	0.000	0.450
PAINTER PWR EQMT		BLD		28.700	30.200	1.5	1.5	2.0	4.750	6.170	0.000	0.450
PAINTER PWR EQMT		HWY		29.900	31.400	1.5	1.5	2.0	4.750	6.170	0.000	0.450
PILEDRIVER		ALL		32.270	33.770	1.5	1.5	2.0	5.550	4.250	0.000	0.350
PIPEFITTER	NW	BLD		30.000	32.000	1.5	1.5	2.0	5.940	7.000	0.000	0.350
PIPEFITTER	SE	BLD		32.750	35.250	1.5	1.5	2.0	6.700	4.200	0.000	0.525
PLASTERER		BLD		29.150	30.150	1.5	1.5	2.0	6.500	7.750	0.000	0.250
PLUMBER	NW	BLD		32.700	35.200	1.5	1.5	2.0	5.450	5.600	0.000	0.400
PLUMBER	SE	BLD		32.750	35.250	1.5	1.5	2.0	6.700	4.200	0.000	0.525
ROOFER		BLD		28.000	30.000	1.5	1.5	2.0	7.150	6.400	0.000	0.200
SHEETMETAL WORKER		ALL		28.080	29.580	1.5	1.5	2.0	6.350	5.650	1.690	0.260
SPRINKLER FITTER		BLD		36.230	38.980	2.0	2.0	2.0	6.650	8.350	0.000	0.650
TERRAZZO FINISHER		BLD		31.240	0.000	1.5	1.5	2.0	0.000	0.000	0.000	0.000
TERRAZZO MASON		BLD		32.530	32.830	1.5	1.5	2.0	0.000	4.250	0.000	0.070
TRUCK DRIVER		ALL	1	27.580	0.000	1.5	1.5	2.0	8.600	3.925	0.000	0.000
TRUCK DRIVER		ALL	2	27.980	0.000	1.5	1.5	2.0	8.600	3.925	0.000	0.000
TRUCK DRIVER		ALL	3	28.180	0.000	1.5	1.5	2.0	8.600	3.925	0.000	0.000
TRUCK DRIVER		ALL	4	28.430	0.000	1.5	1.5	2.0	8.600	3.925	0.000	0.000
TRUCK DRIVER		ALL	5	29.180	0.000	1.5	1.5	2.0	8.600	3.925	0.000	0.000
TRUCK DRIVER		O&C	1	22.060	0.000	1.5	1.5	2.0	8.600	3.925	0.000	0.000
TRUCK DRIVER		O&C	2	22.380	0.000	1.5	1.5	2.0	8.600	3.925	0.000	0.000
TRUCK DRIVER		O&C	3	22.540	0.000	1.5	1.5	2.0	8.600	3.925	0.000	0.000
TRUCK DRIVER		O&C	4	22.740	0.000	1.5	1.5	2.0	8.600	3.925	0.000	0.000
TRUCK DRIVER		O&C	5	23.340	0.000	1.5	1.5	2.0	8.600	3.925	0.000	0.000

Legend:

M-F>8 (Overtime is required for any hour greater than 8 worked each day, Monday through Friday.)

OSA (Overtime is required for every hour worked on Saturday)

OSH (Overtime is required for every hour worked on Sunday and Holidays)

H/W (Health & Welfare Insurance)

Pensn (Pension)

Vac (Vacation)

Trng (Training)

Explanations

ST. CLAIR COUNTY

LABORERS (NORTH) - The area bounded by Route 159 to a point south of Fairview Heights and west-southwest to Route 3 at Monroe County line.

PLUMBERS & PIPEFITTERS (SOUTHEAST) - That part of the county bordered by Rt. 50 on the North and West including Belleville.

PLUMBERS (NORTHWEST) - Towns of Aloraton, Brooklyn, Cahokia, Caseyville, Centreville, Dupo, East Carondelet, E. St. Louis, Fairview Heights, French Village, National City, O'Fallon, Sauget, and Washington Park.

The following list is considered as those days for which holiday rates of wages for work performed apply: New Years Day, Memorial/Decoration Day, Fourth of July, Labor Day, Veterans Day, Thanksgiving Day, Christmas Day. Generally, any of these holidays which fall on a Sunday is celebrated on the following Monday. This then makes work performed on that Monday payable at the appropriate overtime rate for holiday pay. Common practice in a given local may alter certain days of celebration such as the day after Thanksgiving for Veterans Day. If in doubt, please check with IDOL.

Oil and chip resealing (O&C) means the application of road oils and liquid asphalt to coat an existing road surface, followed by application of aggregate chips or gravel to coated surface, and subsequent rolling of material to seal the surface.

EXPLANATION OF CLASSES

ASBESTOS - GENERAL - removal of asbestos material/mold and hazardous materials from any place in a building, including mechanical systems where those mechanical systems are to be removed. This includes the removal of asbestos materials/mold and hazardous materials from ductwork or pipes in a building when the building is to be demolished at the time or at some close future date.

ASBESTOS - MECHANICAL - removal of asbestos material from mechanical systems, such as pipes, ducts, and boilers, where the mechanical systems are to remain.

CERAMIC TILE FINISHER AND MARBLE FINISHER

The handling, at the building site, of all sand, cement, tile, marble or stone and all other materials that may be used and installed by [a] tile layer or marble mason. In addition, the grouting, cleaning, sealing, and mixing on the job site, and all other work as required in assisting the setter. The term "Ceramic" is used for naming the classification only and is in no way a limitation of the product handled. Ceramic takes into consideration most hard tiles.

ELECTRONIC SYSTEMS TECHNICIAN

Installation, service and maintenance of low-voltage systems which utilizes the transmission and/or transference of voice, sound, vision, or digital for commercial, education, security and entertainment purposes for the following: TV monitoring and surveillance, background/foreground music, intercom and telephone interconnect, field programming, inventory control systems, microwave transmission, multi-media, multiplex, radio page, school, intercom and sound burglar alarms and low voltage master clock systems.

Excluded from this classification are energy management systems, life safety systems, supervisory controls and data acquisition systems not intrinsic with the above listed systems, fire alarm systems, nurse call systems and raceways exceeding fifteen feet in length.

TRUCK DRIVER - BUILDING, HEAVY AND HIGHWAY CONSTRUCTION

Class 1. Drivers on 2 axle trucks hauling less than 9 ton. Air compressor and welding machines and brooms, including those pulled by separate units, truck driver helpers, warehouse employees, mechanic helpers, greasers and tiremen, pickup trucks when hauling materials, tools, or workers to and from and on-the-job site, and fork lifts up to 6,000 lb. capacity.

Class 2. Two or three axle trucks hauling more than 9 ton but hauling less than 16 ton. A-frame winch trucks, hydrolift trucks, vector trucks or similar equipment when used for transportation purposes. Fork lifts over 6,000 lb. capacity, winch trucks, four axle combination units, and ticket writers.

Class 3. Two, three or four axle trucks hauling 16 ton or more. Drivers on water pulls, articulated dump trucks, mechanics and working forepersons, and dispatchers. Five axle or more combination units.

Class 4. Low Boy and Oil Distributors.

Class 5. Drivers who require special protective clothing while employed on hazardous waste work.

TRUCK DRIVER - OIL AND CHIP RESEALING ONLY.

This shall encompass laborers, workers and mechanics who drive contractor or subcontractor owned, leased, or hired pickup, dump, service, or oil distributor trucks. The work includes transporting materials and equipment (including but not limited to, oils, aggregate supplies, parts, machinery and tools) to or from the job site; distributing oil or liquid asphalt and aggregate; stock piling material when in connection with the actual oil and chip contract. The Truck Driver (Oil & Chip Resealing) wage classification does not include supplier delivered materials.

OPERATING ENGINEERS

GROUP I. Cranes, Dragline, Shovels, Skimmer Scoops, Clamshells or Derrick Boats, Pile Drivers, Crane-Type Backhoes, Asphalt Plant Operators, Concrete Plant Operators, Dredges, Asphalt Spreading Machines, All Locomotives, Cable Ways, or Tower Machines, Hoists, Hydraulic Backhoes, Ditching Machines or Backfiller, Cherrypickers, Overhead Cranes, Roller, Steam or Gas, Concrete Pavers, Excavators, Concrete Breakers, Concrete Pumps, Bulk Cement Plants, Cement Pumps, Derrick-Type Drills, Boat Operators, Motor Graders or Pushcats, Scoops or Tournapulls, Bulldozers, Endloaders or Fork Lifts, Power Blade or Elevating Graders, Winch Cats, Boom or Winch Trucks or Boom Tractors, Pipe Wrapping or Painting Machines, Asphalt Plant Engineer, Journeyman Lubricating Engineer, Drills (other than Derrick Type), Mud Jacks, or Well Drilling Machines, Boring Machines or Track Jacks, Mixers, Conveyors (Two), Air Compressors (Two), Water Pumps regardless of size (Two), Welding Machines (Two), Siphons or Jets (Two), Winch Heads or Apparatuses (Two), Light Plants (Two), Waterblasters (two), All Tractors regardless of size (straight tractor only), Fireman on Stationary Boilers, Automatic Elevators, Form Grading Machines, Finishing Machines, Power Sub-Grader or Ribbon Machines, Longitudinal Floats, Distributor Operators on Trucks, Winch Heads or Apparatuses (One), Mobil Track air and heaters (two to five), Heavy Equipment Greaser, Relief Operator, Assistant Master Mechanic and Heavy Duty Mechanic, all Operators (except those listed below).

GROUP II. Assistant Operators.

GROUP III. Air Compressors (One), Water Pumps, regardless of Size (One), Waterblasters (one), Welding Machine (One), Mixers (One Bag), Conveyor (One), Siphon or Jet (One), Light Plant (One), Heater (One), Immobile Track Air (One), and Self Propelled Walk-Behind Rollers.

GROUP IV. Asphalt Spreader Oilers, Fireman on Whirlies and Heavy Equipment Oilers, Truck Cranes, Dredges, Monigans, Large Cranes - (Over 65-ton rated capacity) Concrete Plant Oiler, Blacktop Plant Oiler, and Creter Crane Oiler (when required).

GROUP V. Oiler.

GROUP VI. Master Mechanics, Operators on equipment with Booms, including jibs, 100 feet and over, and less than 150 feet long.

GROUP VII. Operators on equipment with Booms, including jibs, 150 feet and over, and less than 200 feet long.

GROUP VIII. Operators on Equipment with Booms, including jibs, 200 feet and over; Tower Cranes; Whirlie Cranes; and Operator Foreman.

TERRAZZO FINISHER

The handling of all materials used for Mosaic and Terrazzo work including preparing, mixing by hand, by mixing machine or transporting of pre-mixed materials and distributing with shovel, rake, hoe, or pail, all kinds of concrete foundations necessary for Mosaic and Terrazzo work, all cement terrazzo, magnesite terrazzo, Do-O-Tex terrazzo, epoxy matrix ter-razzo, exposed aggregate, rustic or rough washed for exterior or interior of buildings placed either by machine or by hand, and any other kind of mixture of plastics composed of chips or granules when mixed with cement, rubber, neoprene, vinyl, magnesium chloride or any other resinous or chemical substances used for seamless flooring systems, and all other building materials, all similar materials and all precast terrazzo work on jobs, all scratch

coat used for Mosaic and Terrazzo work and sub-bed, tar paper and wire mesh (2x2 etc.) or lath. The rubbing, grinding, cleaning and finishing of same either by hand or by machine or by terrazzo resurfacing equipment on new or existing floors. When necessary finishers shall be allowed to assist the mechanics to spread sand bed, lay tarpaper and wire mesh (2x2 etc.) or lath. The finishing of cement floors where additional aggregate of stone is added by spreading or sprinkling on top of the finished base, and troweled or rolled into the finish and then the surface is ground by grinding machines.

Other Classifications of Work:

For definitions of classifications not otherwise set out, the Department generally has on file such definitions which are available. If a task to be performed is not subject to one of the classifications of pay set out, the Department will upon being contacted state which neighboring county has such a classification and provide such rate, such rate being deemed to exist by reference in this document. If no neighboring county rate applies to the task, the Department shall undertake a special determination, such special determination being then deemed to have existed under this determination. If a project requires these, or any classification not listed, please contact IDOL at 618/993-7271 for wage rates or clarifications.

LANDSCAPING

Landscaping work falls under the existing classifications for laborer, operating engineer and truck driver. The work performed by landscape plantsman and landscape laborer is covered by the existing classification of laborer. The work performed by landscape operators (regardless of equipment used or its size) is covered by the classifications of operating engineer. The work performed by landscape truck drivers (regardless of size of truck driven) is covered by the classifications of truck driver.