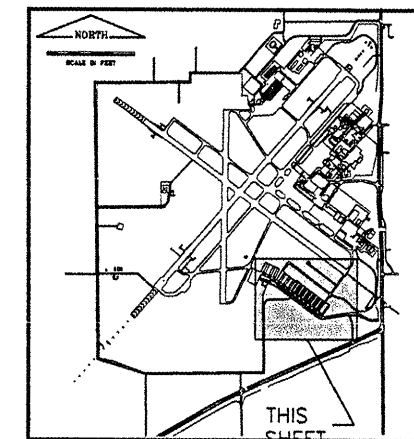


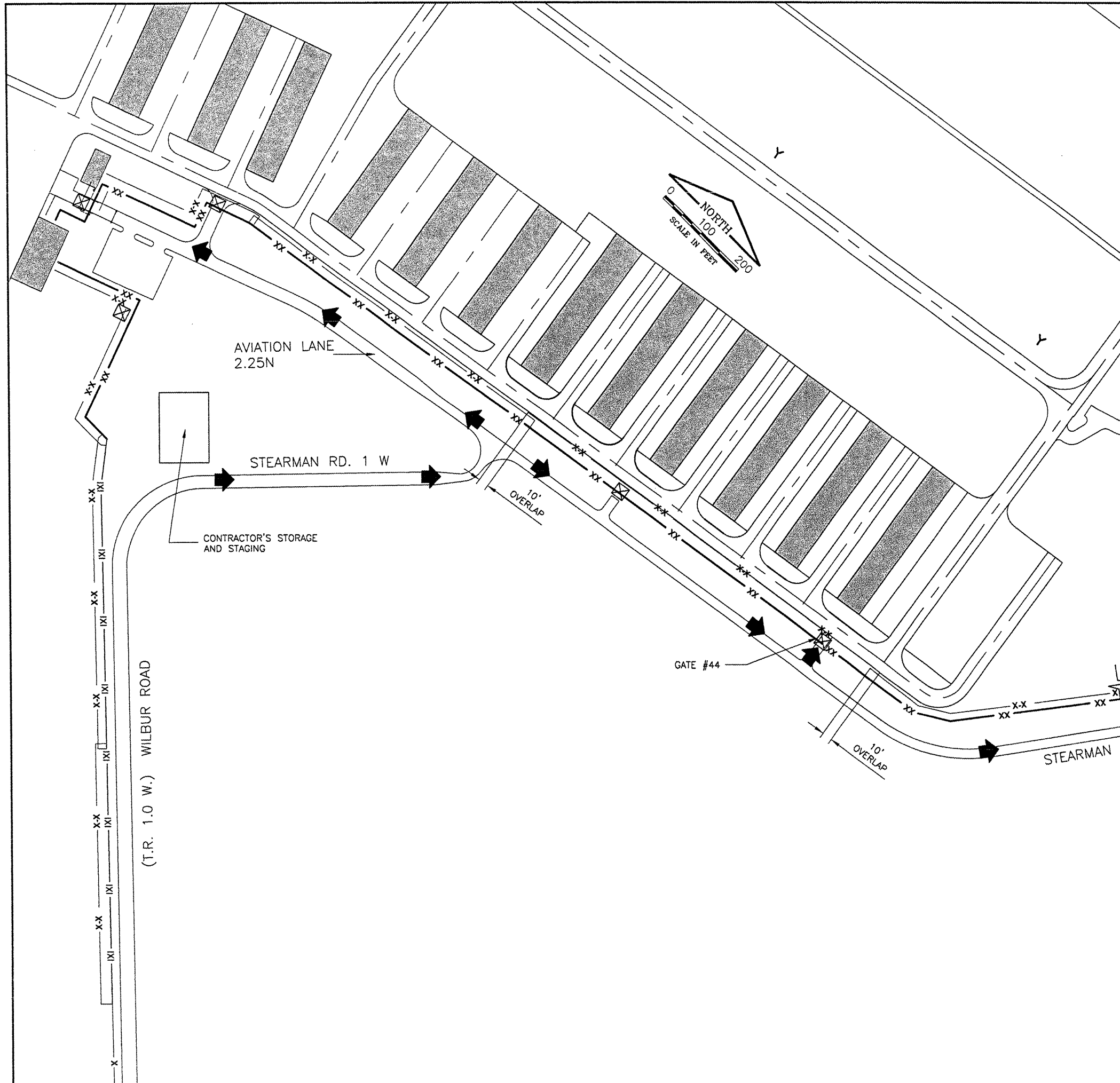

CA005

REVISIONS		
NUMBER	BY	DATE

0 1 2
 THIS BAR IS EQUAL TO 2"
 AT FULL SCALE (34X22).



KEYMAP



PHASING NOTES

1. ACCESS WILL BE GAINED THROUGH GATE #44 FOR PLACEMENT OF TEMPORARY FENCING.
2. ONCE TEMPORARY FENCE IS INSTALLED THE CONTRACTOR SHALL ACCESS SITE FROM STEARMAN AND WILBUR ROAD.
3. IN AREAS WHERE THE FENCE HEIGHT IS BEING ADJUSTED, THE CONTRACTOR WILL HAVE THE OPTION TO CONSTRUCT THESE AREAS WITHOUT PLACEMENT OF TEMPORARY FENCE PROVIDED THAT THERE ARE NO GAPS IN THE FENCING AT THE END OF EACH CONSTRUCTION DAY.
4. CONTRACTOR CONSTRUCTION ACTIVITY SHALL NOT INTERFERE WITH TENANT OR AIRPORT ACCESS.
5. CONTRACTOR SHALL PLACE THE TEMPORARY FENCE AT AN OFFSET THAT DOES NOT ENCRUCH ON TENANT ACCESS OR EXISTING GATES AND GATE OPERATORS.
6. CONTRACTOR SHALL PLACE TEMPORARY FENCE AT A MAXIMUM OFFSET OF 5' IN AREAS ADJACENT TO EXISTING TAXIWAYS.

LEGEND

- XX — NEW FENCE
- X-X — TEMPORARY FENCE
- IXI — ADDITIVE ALTERNATE
- ➔ CONTRACTOR ACCESS ROUTE
- ⊠ EXISTING GATE

GROUND CONTROL FREQUENCY - 121.90
 AIR CONTROL FREQUENCY - 121.30
 MAXIMUM HEIGHT OF EQUIPMENT - 25'

**SPRINGFIELD AIRPORT AUTHORITY
 ABRAHAM LINCOLN CAPITAL AIRPORT
 SPRINGFIELD, ILLINOIS**

**UPGRADE PERIMETER FENCE PHASE 1
 CONSTRUCTION ACTIVITY PLAN 2**

CMT
 CRANKFORD, MURPHY & TILLY, INC.
 CONSULTING ENGINEERS
 License No. 084-000615

DESIGN BY:	CBG
DRAWN BY:	CMT
CHECKED BY:	CSG
APPROVED BY:	RLV
DATE:	MAY 9, 2008
JOB No:	07035-10
IL PROJ. NO.	SPI-3775
AIP PROJ. NO.	3-17-0096-XX
SHEET 05 OF 12 SHEETS	