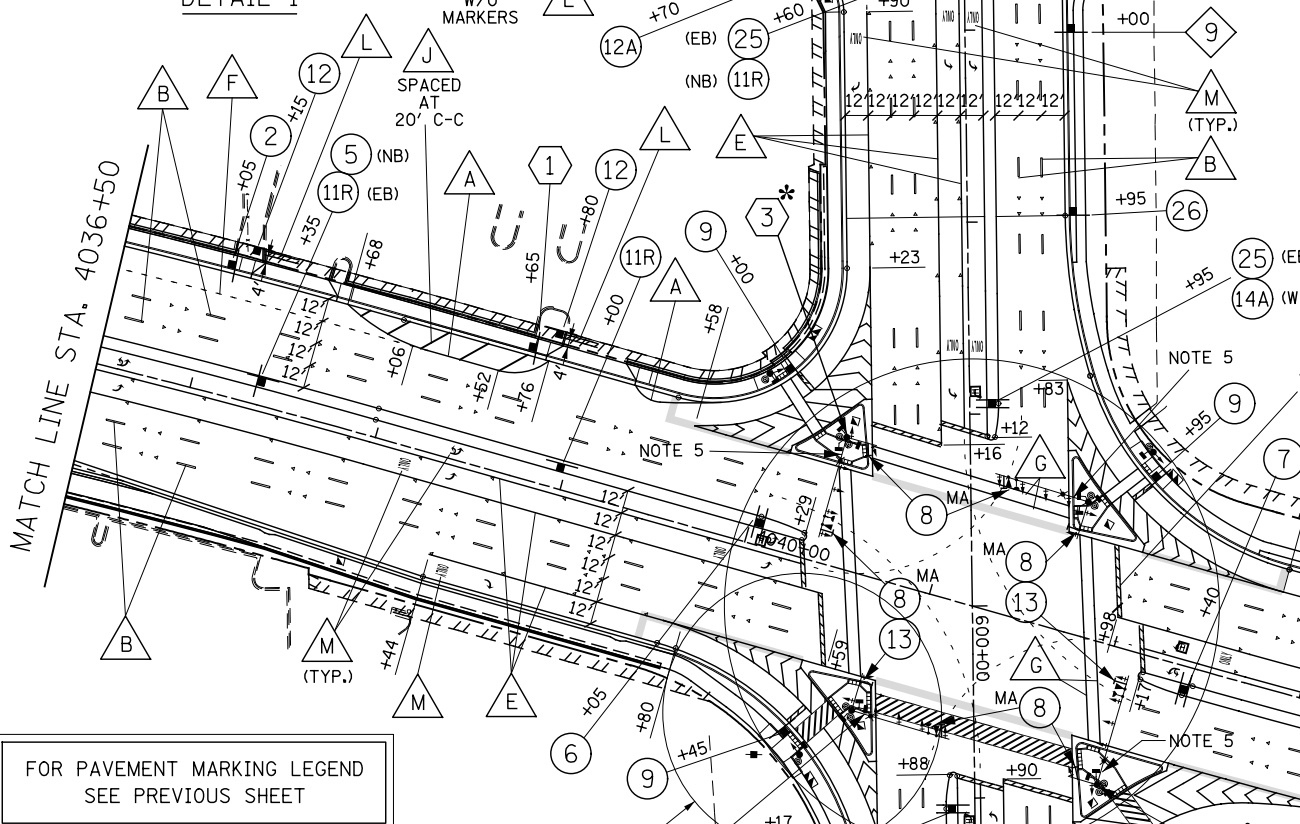
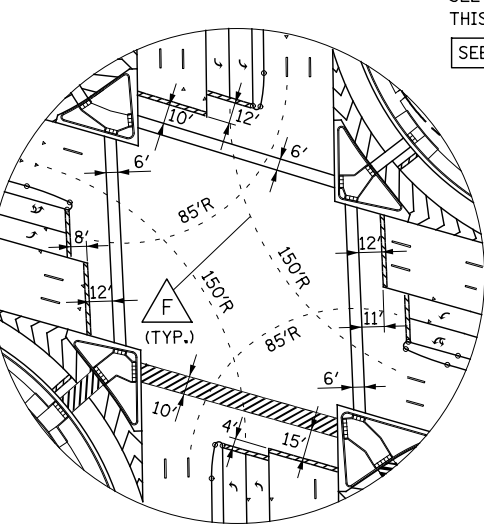


DETAIL 1



FOR PAVEMENT MARKING LEGEND  
SEE PREVIOUS SHEET



DETAIL 2

NOTES

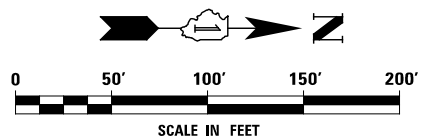
- SIGNAL POLES REQUIRE PEDESTRIAN PUSH BUTTON(S). EACH PUSH BUTTON SHALL HAVE REGULATORY SIGN R10-3e-915 (LEGEND 10R/10L) INSTALLED ABOVE THE PUSH BUTTON. SEE PEDESTRIAN BUTTON SIGN MOUNT DETAIL ON SPECIAL USE SIGNS LEGEND SHEET.
- PAVEMENT MARKINGS AND RAISED REFLECTIVE PAVEMENT MARKERS SHALL BE PLACED IN ACCORDANCE WITH IDOT DISTRICT 1 DETAILS TC-11 AND TC-13.
- SIGN LOCATIONS MAY VARY BASED ON FIELD CONDITIONS.

SIGN LEGEND

2		R2-1-3036 (45 MPH)	7		R3-8(SPECIAL)-3630 (SB)	11R		R6-2R-2430	1		W3-5-36
2A		R2-1-3036 (40 MPH)			R4-7-2430 (NB)	12		R1-1-30 R3-5R-3036 MOUNT ON SEPARATE POSTS	9		W9-2L-36
5		R3-8(SPECIAL)-3630	8		R10-5-3036	12A		R1-1-36 R3-5R-3036 MOUNT ON SEPARATE POSTS	1		M3-1-2412
6		R3-8(SPECIAL)-3630 (NB)	9		R10-6-2436	10R		R10-3R-915	2		M3-1-2412
			10R		R10-3R-915	10L		R10-3L-915	3		M1-1100-24
			10L		R10-3L-915	13		R10-16-3036	3		M1-1100-24
						14A		R10-16-3036	22		D3-1-7212
						25		R10-16-3036	23		D3-1-3612
						26		R14-1-2418 M6-3-2115	3		

SYMBOL LEGEND

- INDICATES SIGN IS MOUNTED TO SIGNAL MAST ARM, SEE SIGNAL PLANS (TYP.)
- INDICATES SIGN IS MOUNTED TO A TRAFFIC SIGNAL POLE (TYP.)
- REGULATORY SIGN (R SERIES)
- WARNING SIGN (W SERIES)
- GUIDE SIGN (D/M SERIES)
- SPECIAL/OTHER SIGNS



DESIGNED	PJO	REVISED	-
DRAWN	KES	REVISED	-
CHECKED	JCM	REVISED	-
DATE	12/14/2012	REVISED	-

STATE OF ILLINOIS  
DEPARTMENT OF TRANSPORTATION

PAVEMENT MARKING AND SIGNING  
ILLINOIS ROUTE 59 AND DIEHL ROAD  
SCALE: AS SHOWN SHEET NO. 5 OF 9 SHEETS STA. 4036+50 TO STA. 4045+00

F.A.P. RTE.	SECTION	COUNTY	TOTAL SHEETS	SHEET NO.
338	(112 & 113) WRS-6	DUPAGE	734	373
CONTRACT NO. 60R31				
ILLINOIS FED. AID PROJECT				